



Parker Industrial Hose

Catalog 4800 November 2023



ENGINEERING YOUR SUCCESS.



This QR tag enables you to see additional product and other content on the web using your mobile phone. You will need a QR reader to get started. Please visit www.mobile-barcodes.com/qr-code-software for more information and a list of QR code readers you can install at no cost.



WARNING – USER RESPONSIBILITY

FAILURE OR IMPROPER SELECTION OR IMPROPER USE OF THE PRODUCTS DESCRIBED HEREIN OR RELATED ITEMS CAN CAUSE DEATH, PERSONAL INJURY AND PROPERTY DAMAGE.

- This document and other information from Parker-Hannifin Corporation, its subsidiaries and authorized distributors provide product or system options for further investigation by users having technical expertise.
- The user, through its own analysis and testing, is solely responsible for making the final selection of the system and components and assuring that all performance, endurance, maintenance, safety and warning requirements of the application are met. The user must analyze all aspects of the application, follow applicable industry standards, and follow the information concerning the product in the current product catalog and in any other materials provided from Parker or its subsidiaries or authorized distributors.
- To the extent that Parker or its subsidiaries or authorized distributors provide component or system options based upon data or specifications provided by the user, the user is responsible for determining that such data and specifications are suitable and sufficient for all applications and reasonably foreseeable uses of the components or systems.



Parker Safety Guide for Selecting and Using Hose, Tubing, Fittings, Connectors, Conductors, Valves and Related Accessories

Parker Publication No. 4400-B.1

WARNING: Failure or improper selection or improper use of hose, tubing, fittings, assemblies, valves, connectors, conductors or related accessories (“Products”) can cause death, personal injury and property damage. Possible consequences of failure or improper selection or improper use of these Products include but are not limited to:

- Fittings thrown off at high speed.
- High velocity fluid discharge.
- Explosion or burning of the conveyed fluid.
- Electrocution from high voltage electric powerlines.
- Contact with suddenly moving or falling objects that are controlled by the conveyed fluid.
- Injections by high-pressure fluid discharge.
- Dangerously whipping Hose.
- Tube or pipe burst.
- Weld joint fracture.
- Contact with conveyed fluids that may be hot, cold, toxic or otherwise injurious.
- Sparking or explosion caused by static electricity buildup or other sources of electricity.
- Sparking or explosion while spraying paint or flammable liquids.
- Injuries resulting from inhalation, ingestion or exposure to fluids.

Before selecting or using any of these Products, it is important that you read and follow the instructions in this Industrial Hose Catalog 4800 and the complete Parker Safety Guide for Selecting and Using Hose, Tubing, Fittings, Connectors, Conductors, Valves and Related Accessories, Parker Publication No. 4400-B.1 (refer to the Safety & Technical Information section of this catalog). No product from any division in Parker Fluid Connectors Group is approved for in-flight aerospace applications. For hoses and fittings used in in-flight aerospace applications, please contact Parker Aerospace Group.

Offer of Sale

Parker Hannifin Corporation, its subsidiaries or its authorized distributors hereby offer the items described in this document for sale. The provisions in the “Offer of Sale” stated at the end of this catalog govern this offer and its acceptance.

Industrial Hose Products, Catalog 4800

Table of Contents

Introduction	2
Air & Multipurpose Hose and Assemblies.....	16
Chemical Hose	35
Coolant and Engine Hose	41
Food and Beverage Hose	63
Fuel Dispenser Hose	76
LPG / Propane Hose and Assemblies.....	81
Material Handling Hose.....	91
Oilfield Hose	101
Petroleum Transfer Hose.....	105
PVC Hose and Tubing	111
Steam Hose	119
Water Hose and Assemblies.....	127
Couplings.....	136
Safety & Technical Information	147
Media Compatibility	166

Parker Industrial Hose

Parker industrial hose products are the preferred choice for transferring abrasive materials, acid and chemicals, air, compressed gases, food, fuel, oil, sanitary materials, steam, welding gases, water and many other materials. We manufacture a variety of hoses with covers that are resistant to abrasion, chemicals, flame, heat, oil, ozone, ultraviolet light and weathering. Our products provide value through robust performance and long service life.

Markets

- Agriculture
- Construction
- Food & Beverage
- General Industrial
- Marine
- Material Handling
- Military
- Mobile Equipment
- Oil and Gas
- Petrochemical
- Transportation

Market-Oriented Solutions

Parker penetrates new markets with new capabilities, products and services, leveraging our corporate economic power to pursue a program of aggressive, synergistic growth. These initiatives enable Parker to participate more fully in existing markets and establish a commanding position in emerging markets.

- Development of innovative products, such as ultra-flexible E-Z Form™ hose for coolant and oil suction/transfer service.
 - *Handles extreme bends while allowing full-flow, kink-free performance*
 - *Replaces formed hoses in many applications*
 - *Minimizes potential leak points created by multiple hose/tubing system connections*



- Introduction of application-specific products such as the new PURE line of food grade hoses that feature FDA-compliant materials and meet stringent industry standards.
 - *GMP certified*
 - *Stainless mandrels yield clean inertubes*
 - *Seamless construction eliminates voids or gaps where bacteria could accumulate*
 - *Multiple covers, pressures, sizes, temperatures*
- Development of leading product solutions, such as the Twinhammer dual hose system for OSHA Respirable Crystalline Silica (RCS) safety standard compliance.
 - *Delivers both air and water in a single, unitized configuration for silica dust suppression in pneumatic jackhammer applications*
 - *Provides secure, maintenance-free connections with permanent crimp couplings for easy and safe handling for operators*
 - *Color-coded hoses allow for quick identification of air and water lines*



Your Partner for Motion Control Solutions

Parker Hannifin is a global Fortune 250 company and the world's leading supplier of motion control products, systems and solutions. The corporation posts over \$14 billion in annual sales (fiscal year 2019) and delivers hydraulic, pneumatic, electro-mechanical, fluid connector and filtration technology to more than 13,000 worldwide distribution and MRO outlets.

Parker's extensive product lines encourage single-sourcing of fluid and material transfer, fluid power and motion control applications, and Parker's state-of-the-art solutions—such as integrated systems, kitting services and standard and customized products—are supported by superior application engineering and technical expertise. With global headquarters in Cleveland, Ohio, and manufacturing and distribution facilities located strategically throughout North America, South America, Europe and Asia-Pacific, Parker is truly a global partner. Parker is listed on the New York Stock Exchange (NYSE) as PH.

Parker's industrial and transfer hoses are the preferred choice across diverse applications, industries and markets, from the global leader in hose manufacturing and design. Whatever the need, Parker has the right industrial hose for your job.



Circle of Safety



When hose assemblies must operate under high pressures or in critical applications, crimping is recommended over bands or clamps to attach couplings. The Circle of Safety program enables selection of the most appropriate hose, crimp couplings and fabrication methods to ensure that a hose assembly meets the maximum rated working pressure and design factor of the hose.

Parker tests and qualifies crimp specifications then enters them into CrimpSource®, a real-time online database accessible through www.parker.com/crimpsource. And as Parker adds new hoses to its product offering, they are tested, qualified with appropriate couplings then added to the CrimpSource database. Additional crimp specifications are established based upon an easy distributor-request procedure, also accessible through CrimpSource.

The Parker Circle of Safety program was the first to recognize and address the exorbitant costs of industrial hose litigation. Although organizations such as NAHAD, in cooperation with Parker and other industry leaders, have established basic hose

assembly design and fabrication training programs, there are few comprehensive industrial hose assembly safety standards similar to those established for high-pressure hydraulic hose applications. Because many suppliers in this industry manufacture only one hose assembly component—hose, couplings or attachment devices—there is great risk for a hose assembly failure due to mismatched or unqualified components. The innovative Parker Circle of Safety program was the first to build a tested and validated link between the component supplier (Parker), the distributor/ fabricator and the end-user of the industrial hose assembly. No more mixing and matching of components means no more worries. Parker is the preferred single source for safe and reliable hose assembly solutions in a wide range of applications and markets.



Designed and built for long-lasting performance and superior value, Parker's industrial hoses are available in a wide variety of hose constructions and material options to meet tough performance criteria.

Industry Organizations

Parker is well represented and has a strong voice in key industrial hose organizations.



Association for Rubber Products Manufacturers (ARPM)

In 2010 Parker transferred its membership from the Rubber Manufacturers Association (RMA) when the Elastomerics Products Group of the RMA formed the ARPM, a separate and distinct organization focusing on hose, belting, molded products, seals and related rubber products and markets. Refer to the Safety and Technical Information section of this catalog for ARPM contact and ordering information.



NAHAD (Association for Hose and Accessories Distribution)

Parker continues a proud legacy, through acquisition of Dayco and Titan, as a charter member of NAHAD, one of the industry's oldest and most respected organizations. Parker supports the NAHAD Industrial Hose Assembly Specification Guidelines, which were established by NAHAD member volunteers. The guidelines provide performance recommendations for the specification, design and fabrication of hose assemblies and set a benchmark in our industry for quality, reliability and safety.



Parker industrial hoses are designed and constructed to withstand the demanding requirements of harsh fluids and extreme environments.

Not Sure Which Hose You Need? Use the "STAMPED" Guide



Hose Selection

This catalog provides guidance for selecting the proper hose for the applications listed herein.

It contains many cautions, descriptions, directions and warnings for the safe and proper use of Parker industrial hose. All aspects of hose selection criteria should be clearly understood before recommending, suggesting, specifying or using any hoses.

The hose listings in this catalog provide detailed information to help select the correct hose for most applications. Also refer to the *Safety and Technical* section of this catalog for general product information. The hose listings include recommended coupling styles. Refer to the *Couplings and Equipment* section of this catalog for specific product information.

When ordering, use this guide to assist in determining the correct hose, coupling and attachment method.

S IZE	Hose inside diameter, outside diameter and overall length
T EMPERATURE	Maximum temperature of the material being conveyed and of the application environment
A PPPLICATION	External conditions/environment such as abrasion, bend radius, climate/temperature, crushing, color, conductivity/nonconductivity, flexing, industry or regulatory specifications, kinking and exposure to chemicals, oil, ozone and ultraviolet light
M EDIA	Type and concentration of material being conveyed and compatibility with the hose
P RESSURE	Maximum system pressure, including pressure spikes, suction/vacuum
E ND S	Style, type, attachment method, pressure rating and material compatibility of end couplings & connections
D ELIVERY	Testing, packaging and delivery requirements

Need Additional Help?

If you can't determine the appropriate or suitable hose or have special requirements, call Parker Customer Service at (440) 943-5700.

⚠ WARNING! Failure to follow recommended application information and recommended procedures for selection, installation, care, maintenance and storage of hose, couplings or hose assemblies may result in failure of the product to perform properly and may result in damage to property, serious bodily injury or death. Make sure that hose selected for any application is appropriate and suitable for that service. Application information is given with each hose listed in this Parker catalog. Refer to the Safety and Technical Data section of this catalog for information regarding safety, care, maintenance and storage. Contact Parker or your local Parker distributor for assistance.

⚠ WARNING! Product pages may contain comparisons to competitor products. These are provided as a tool to identify parts similar in form, fit, or function and are not intended as direct cross-references or direct interchanges to Parker products. The user must take care to compare any variances in materials and constructions between manufacturers, and to ensure the selected hose does not constitute a safety risk or change in required performance.

Making Safe Hose Assemblies

CrimpSource® Industrial Hose Crimp Specification System

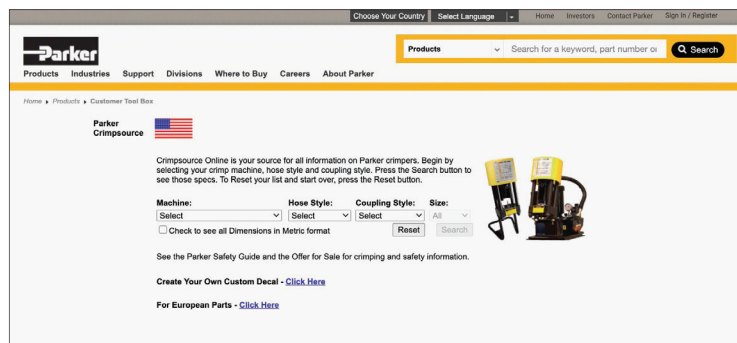
The Parker **CrimpSource** system provides validated crimp specifications for permanent fittings used as components of industrial hose assemblies.

Industrial hose frequently conveys harsh fluids that can be dangerous and challenging if a leak or spill occurs. Parker industrial hose assemblies that incorporate

permanent crimped-on fittings applied to CrimpSource specifications provide an extra measure of performance, reliability and safety for workers and the environment.

The Parker CrimpSource crimp specification system provides:

- Live, online, real-time access to current crimp specification data
- Crimp specifications based on actual physical testing/data, not mathematical calculations
- Data for hoses from 1/4" ID to 10" ID



To access CrimpSource for industrial hose, visit parker.com/crimpsource.

Customer Service, Sales and Online Support

Parker offers a variety of avenues to support your needs. Our customer service team is available 12 hours a day to assist with your product questions or order inquiries. Our Industrial Hose Specialists are a specialized sales force trained in industrial applications and are available to collaborate on any project you may have. Visit our website to learn more about our products and access additional product literature for download.

Customer Service
(440) 943-5700

Email
HPD.Support@support.parker.com

Website
parker.com/safehose

Additional Support

Parker's product experts have developed additional market specific resources as a commitment to our customers and an important part of our value-added service.

Please visit the following:

Blogs: parker.com/HPD_Blogs

Product Videos: solutions.parker.com/HPD-product-videos

CAD: parker.com/HPD_CAD

Hose visual index

<p>Air & Multipurpose Hose</p> 	<p>7092 17</p> 	<p>7093 17</p> 	<p>7057 19</p> 
<p>7031 20</p> 	<p>7096 21</p> 	<p>7322 22</p> 	<p>7323 22</p> 
<p>7094 23</p> 	<p>7095 23</p> 	<p>7212 25</p> 	<p>7107 26</p> 
<p>7102 27</p> 	<p>7187 28</p> 	<p>SW360 29</p> 	<p>7251 30</p> 
<p>7337 33</p> 	<p>7337M 34</p> 	<p>Chemical Hose</p> 	<p>7373T 36</p> 
<p>SWC693 37</p> 	<p>7374 38</p> 	<p>7108 39</p> 	<p>SWC693B 40</p> 
<p>Coolant & Engine Hose</p> 	<p>7395 42</p> 	<p>7219 44</p> 	<p>7399 46</p> 
<p>389 47</p> 	<p>397 48</p> 	<p>395 49</p> 	<p>7181 50</p> 
<p>7186 51</p> 	<p>6722 52</p> 	<p>6723 53</p> 	<p>6724 54</p> 
<p>6750 55</p> 	<p>6823 56</p> 	<p>6621 57</p> 	<p>7116M 58</p> 
<p>SW569 59</p> 	<p>SS269 61</p> 	<p>7165 62</p> 	<p>Food and Beverage Hose</p> 

(Continued on the following page)

Hose visual index

7640 	64	7640P 	65	7620 	66	7630 	67
7630P 	68	7630PL 	69	7632 	70	7650P 	71
7660 	72	7660P 	73	7680 	74	7685 	75
Fuel Dispenser Hose		7280 	77	7124 	78	7114 	79
7175 	80	LPG/Propane Hose & Assemblies		7132 	82	7132XTC 	84
7232 	86	SS106 	88	7122 	89	SS25UL 	90
Material Handling Hose		7204 	92	SW387 	93	7331 	94
7363 	95	8341 	96	8341HD 	97	SS135 	98
SS247 	99	SW409 	100	Oil Field Hose		7213E 	102
7301 	103	7311N 	104	7311NXT 	104	Petroleum Transport Hose	
7216E 	106	SWC609 	107	SWC609R 	107	SWC325 	108

(Continued on the following page)

Hose visual index

7705  109	PVC Hose and Tubing	100  111	GPH  113
125  115	126  115	7541  117	7542  118
Steam Hose	7285  120	7263C  121	7264C  122
7264  123	7263E  124	7288  125	7200  126
Water Hose & Assembly	7392E  128	7268E  129	7258  130
7258BK  131	7360  132	7055  133	



HOSE OVERVIEW CHART

Hose Size	Hose Construction	Pressure PSI																Standard Temp. Range °F	Standards	Page		
		-3	-4	-5	-6	-8	-10	-12	-16	-20	-24	-32	-40	-48	4"	5"	6"				>6"	
Air / Multipurpose	7092		200	200-300	200-300	200-300	200-300	200-300	200-300	200-300	200	200	200							-40/+212		17
	7093		200	200-300	200-300	200-300	200-300	200-300	200-300	200-300	200	200	200							-40/+212		17
	7057						250		300											-40/+212		19
	7031									300+										-40/+212	ARPM IP-7	20
	7096								300											-40/+212		21
	7322										200	200	200							-40/+212		22
	7323										200	200	200							Air -20 / -158 Other -20/+212		22
	7094			200-300	300	200-300	200-300	300	200-300	200-300	200	200								Air -20 / -158 Other -20/+212	Electrically nonconductive*	23
	7095			200-300	300	200-300	200-300	300	200-300	200-300	200	200								Air -20 / -158 Other -20/+212	Electrically nonconductive*	23
	7212			300		300	300	300	300											Air -20 / -158 Other -20/+212	MSHA	25
	7107			500		500	500		500	500	500	500	500							Air -40 / -158 Other -40/+212	Electrically nonconductive*, MSHA	26
	7102					300	300		300	300	300	300								Air -70 / -158 Other -70/+212		27
	7187		250	250		300														Air -20 / -158 Other -20/+212		28
	SW360										200	200		200	125		100			-40/+350		29
	7251											600	600	500	500	400				-20/+212	MSHA	30
	7337**											N/A	N/A	N/A	N/A	N/A				-30/+180	MSHA	33
	7337M**						N/A	N/A	N/A	N/A	N/A									-30/+180	MSHA	34
	Chemical	7373T								200	200	200	200	200		200	200			-40/+180		36
SWC693										250	250	250	250		200	200			-40/+180		37	
7374										600	400	400	400						-40/+180		38	
7108				500		500													0 / +200		39	
SWC693B										250	250	250	250		200	200			-40/+180		40	

(*min. resistance of one megaohm p/in. at 1000 volts DC)



HOSE OVERVIEW CHART

Hose Size	Hose Construction	Pressure PSI																Standard Temp. Range °F	Standards	Page		
		-3	-4	-5	-6	-8	-10	-12	-16	-20	-24	-32	-40	-48	4"	5"	6"				>6"	
7395**						75	75	75	75	75	75	75	75	75	75					-50/+257	SAE J20R2-D1 performance	42
7219**						75	75	75	75	75*	75*	75*	75*	75*	75*					-30/+212*/+257		44
7399**						150	150	150	150											-40/+257		46
389		100	100	100	100	100	100	100	100											-40/+257	SAEJ30R7 & R14 T2	47
397		100	100	100	100	100	35	35														48
395		75	50	50	50	35																49
7181			65	65	65	65	65	50	45											-40/+257	SAEJ20R3 D-2	50
7186						125	90	70												-40/+212		51
6722			83	83	83	83	83	83	83											-65/+350	SAEJ20R3 Class A	52
6723					83	83	83	83	83											-65/+350		53
6724			83		83															-65/+500		54
6750						142		108	100	92	83	67	50	29	17	17				-65/+350		55
6823															27	27				-65/+500		56
6621											225	225			225					-76/+392	SAE J20R2 Class A and TMC	57
7116M					150	150		150	150											-40/+212		58
SW569**						75	75	75		75	75	50	50	50	40	40				-20/+212	ABYC H-24, NMMA, SAE J1527 A1/A2, SAE J1942 Code: F / VW / NVW, SAE J2006 R2, SAE J20R2 B, SAE J20R4 B, SAE J20R5 B, SAE J30R5, ISO 7840:2004 A2, ISO 8469 B1, USCG	59
SS269**										50	50	50	50	25	25	25	25			-40/+200	ABYC, USCG/SAE J2006R1	61
7165			100	100	100	100	75													-20/+212	ABYC, CARB, CE, EPA, ISO 7840 A1, NMMA, SAE J1527, A1-15, USCG A1	62

Coolant & Engine Hose

**See product page for additional sizes



HOSE OVERVIEW CHART

Hose Size	Hose Construction	Pressure PSI																Standard Temp. Range °F	Standards	88Pag															
		-3	-4	-5	-6	-8	-10	-12	-16	-20	-24	-32	-40	-48	4"	5"	6"				>6"														
Food and Beverage Hose	7640												150		150	150		150	150											-13/+176	FDA, BFR, DM, 3A, MHLW, REACH, CE, GMP	64			
	7640P												150		150	150		150													-13/+176	FDA, BFR, DM, 3A, MHLW, REACH, CE, GMP	65		
	7620												90		90	90		90	90												-13/+176	FDA, BFR, DM, EX, MLHW, REACH, GMP	66		
	7630												250		250	250	250	250	250	250												-40/+248	FDA, CE, DM, 3A, MHLW, REACH,	67	
	7630P												250		250	250	250	250	250													-40/+248	FDA, CE, DM, 3A, MHLW, REACH, GMP	68	
	7630PL														150	150	150	150	150													-13/+248	FDA, CE, DM, 3A, MHLW, REACH, GMP	69	
	7632												250		250	250	250	250	250													-40/+248	FDA, CE, DM, 3A, MHLW, REACH, GMP	70	
	7650P												150	150			150	150															-31/+212	FDA, CE, DM, 3A, MHLW, REACH, GMP	71
	7660												250	250			250	250															-40/+302	FDA, CE, 3A, USP, ISO, REACH, GMP	72
	7660P												150	150			150	150															-40/+302	FDA, CE, EX, USP, ISO, REACH, GMP	73
	7680												300	300			300	300															-40/+212	N/A	74
	7685												300	300			300	300															-40/+212	N/A	75
	Fuel Dispenser Hose	7280											50	50	50																		-40/+180	UL330/ULC; NFPA 30A; UL30N4 (factory assemblies)	77
7124												50	50	50																			-40/+180	UL330/ULC; NFPA 30A; UL30N4 (factory assemblies)	78
7114												50	50	50																			-40/+180	UL330/ULC; NFPA 30A; UL30N4 (factory assemblies)	79
7175												50	50																				-40/+180		80
LPG/Propane Hose & Assemblies	7132																																-40/+180*		82
	7132XTC																																-65/+180*	UL21; CSA 8.1 Type I; optional DOT factory hose assembly testing and marking available for sizes smaller than 3/4"	84
	7232																																-40/+180*	UL21; CSA 8.1 Type I; optional DOT factory hose assembly testing and marking available	86

**See product page for additional sizes



HOSE OVERVIEW CHART

Hose Size	Hose Construction	Pressure PSI																Standard Temp. Range °F	Standards	Page								
		-3	-4	-5	-6	-8	-10	-12	-16	-20	-24	-32	-40	-48	4"	5"	6"				>6"							
LPG/Propane Hose & Assemblies	SS106																350							-22/+158*	ISO 2928-1986 (E)	88		
	7122					125																		-20/+160		89		
	SS25UL				350	350	350	350																	-40/+180*	UL21	90	
Material Handling	7204								1000	1000														Air -20/+158; Steam -20/+368 (saturated steam to 150 psi max); Other -20/+300		92		
	SW387											150	150	150	150	150								-40/+350		93		
	7331/ 7331XT <small>(7331XT only)</small>													400	400	400	400							-40/+200		94		
	7363												100	100	100	100	100							-40/+160		95		
	8341											75	75	75	75	75	75							-40/+180		96		
	8341HD																75									97		
	SS135**														100	100	100							-40/+180		98		
	SS247**														100	100	100	100							-40/+180		99	
	SW409													200	175	150	100	100							-40/+180		100	
Oil Field	7213E														150	150	150	150	150							-22/+185		102
	7301																							-40/+275		103		
	7311N														400	400	400	400	400							-40/+200		104
	7311NXT																	400	400							-40/+200		104
Petroleum Transport Hose	7216E																							-22/+185		106		
	SWC609/ SCW609R <small>(SWC609 only)</small>																							150 [†]	150 [†] (8")	-40/+200		107
	SWC325																							125		-67/+180		108
	7705																									-20/+180		109

**See product page for additional sizes

* (working pressures are at +68, higher temps reduce the available working pressure)



HOSE OVERVIEW CHART

Hose Size	Hose Construction	Pressure PSI														Standard Temp. Range °F	Standards	Page													
		-3	-4	-5	-6	-8	-10	-12	-16	-20	-24	-32	-40	-48	4"				5"	6"	>6"										
PVC Hose and Tubing	100		55-60	55-60	50-55	45-55	30-45	25-45	35	25-30												111									
	GPH		300	300	300	300	300	300	300	250												-15/+150*	Electrically nonconductive**	113							
	125		250	250	250	225	200	200	150	125	100	100	75										-25/+150*	FDA; EU	115						
	126			350	275	250	250		200	150	125	100												-25/+150*	FDA; EU	115					
	7541																70	70	60	60	60		45 (8")		-5/+170*		117				
	7542																150	150	150	150	140		100 (8")		-5/+170*	MSHA	118				
Steam Hose	7285						261		261	261																-40/+406 saturated steam; +450 super-heated steam	ISO 6134 Type2	120			
	7263C						261			261																	-40/+406 saturated steam; +450 super-heated steam	ISO 6134 Type2	121		
	7264C									261																	-40/+406 saturated steam; +450 super-heated steam	ISO 6134 Type2	122		
	7264						261		261	261	261	261	261														-40/+406 saturated steam; +450 super-heated steam	ISO 6134 Type2	123		
	7263E									261																		-40/+406 saturated steam; +450 super-heated steam	ISO 6134 Type2	124	
	7288						261		261																			-40/+406 saturated steam; +450 super-heated steam	ISO 6134 Type2	125	
	7200									350	350																	-20/+300/+350 intermittent		126	
Water Hose & Assembly	7392E												150	150	150	150	150					150						-40/+180		128	
	7268E								1000	1000	1000	1000	1000															-20/+212	MSHA	129	
	7258						3000		3000	2500																		-40/+250		130	
	7258BK						3000		3000	2500																			-40/+250		131
	7360										150																		-20/+212		132
	7055									100	100																		-40/+180		133

**See product page for additional sizes

* (working pressures are at +68, higher temps reduce the available working pressure)

Air and Multipurpose Hose



GST® II General Service Hose

Series 7031(R) (Green), Series 7057 (Blue),
Series 7092 (Red), Series 7093 (Black),
and Series 7096 (Yellow)



view on web page




view on web page

GST® II hose is a versatile general purpose hose designed to handle air, mild chemicals and water. The hose construction incorporates a tube that is compatible with light oil mists found in air tool lubricating systems, and the multiple plies of textile reinforcement provide flexibility. The cover is resistant to abrasion, heat and ozone, and is available in multiple standard colors for color-coded identification.

NOTE: Do not with use with oil or refined fuel.

Other cover colors available:

7031(R) (Green) 

7096 (Yellow) 

Series 7092 (Red)

Crimp Specifications

For currently qualified crimp specifications including coupling designation, refer to CrimpSource at www.parker.com/crimpsource.

# Part Number	ID (in)	ID (mm)	Reinf Layers	OD (in)	OD (mm)	Approx Wt (lbs/ft)	Approx Wt (kg/m)	Min Bend Rad (in)	Min Bend Rad (mm)	Max WP (psi)	Max WP (bar)	Perm Cplg Rec *	Nom Std Pack Qty (ft)	Pkg Type
-25200	1/4	6.4	2	0.5	12.7	0.09	0.13	3	64	200	14	HY	800	Reel
-25300	1/4	6.4	2	0.6	14.0	0.12	0.18	3	84	300	21	HY	800	Reel
-31200	5/16	7.9	2	0.6	15.1	0.12	0.18	3	84	200	14	HY	Reel	Reel
-31300	5/16	7.9	2	0.6	15.9	0.14	0.21	4	89	300	21	HY	750	Reel
-38200	3/8	9.5	2	0.7	16.7	0.14	0.21	4	89	200	14	HY	700	Reel
-3820050												HY	50	Carton

Factory Assemblies: Air, Service Station Air, Jackhammer and Sledgehammer hose assemblies are available from stock in popular configurations and appear at the end of this section.

WARNING: This product can expose you to chemicals including Carbon Black, which is known to the State of California to cause cancer. For more information go to www.p65warnings.ca.gov.

Tube: Black EPDM; ARPM Class C oil resistance

Reinforcement: Multiple textile plies

Cover: Black, blue, green, red, yellow EPDM; smooth finish

Temp. Range: -40°F to +212°F (-40°C to +100°C)

Brand Method: White ink on black, blue, green, red hose;
black ink on yellow hose

Brand Example: PARKER (SERIES) GST® II (ID) XXX PSI
MAX WP

Design Factor: 4:1

Industry Standards: None Applicable

Applications:

- Air (including oil mist), mild chemicals, water
- Agriculture, construction, general industrial

Vacuum: Not recommended















Compare to: Boston Bosflex A/W; ContiTech Frontier
General Purpose; Gates Adapta Flex;
Thermoid Valuflex GS

(Continued on the following page)

WARNING! Couplings attached with bands or clamps may reduce the working pressure of the hose assembly to less than the maximum rated working pressure of the hose. Refer to the NAHAD Industrial Hose Assembly Guidelines.

Series 7031(R), Series 7057, Series 7092, Series 7093, and Series 7096 – GST® II General Service Air & Water Hose (Continued)

Series 7092 (Red)

# Part Number 7092	 ID (in)	 ID (mm)	 Reinf Layers	 OD (in)	 OD (mm)	 Approx Wt (lbs/ft)	 Approx Wt (kg/m)	 Min Bend Rad (in)	 Min Bend Rad (mm)	 Max WP (psi)	 Max WP (bar)	 Perm Cplg Rec *	 Nom Std Pack Qty (ft)	 Pkg Type
-38300	3/8	9.5	2	0.7	17.5	0.16	0.24	4	102	300	21	HY	700	Reel
-3830050												HY	50	Carton
-50200	1/2	12.7	2	0.8	20.7	0.20	0.30	5	114	200	14	HY	550	Reel
-5020050	1/2	12.7	2	0.8	20.7	0.21	0.31	5	114	200	14	HY	50	Carton
-50250	1/2	12.7	2	0.8	21.4	0.22	0.33	5	114	250	17	HY	550	Reel
-50304	1/2	12.7	4	0.9	22.2	0.24	0.36	5	127	300	21	HY	500	Reel
-5030450												HY	50	Carton
-63200	5/8	15.9	2	1.0	24.6	0.24	0.36	6	140	200	14	HY	450	Reel
-6320050												HY	50	Carton
-63304	5/8	15.9	4	1.1	27.0	0.35	0.52	6	140	300	21	HY	450	Reel
-75200	3/4	19.1	2	1.1	28.2	0.32	0.48	6	152	200	14	HY	400	Reel
-7520050												HY	50	Carton
-75254	3/4	19.1	4	1.2	29.4	0.37	0.55	6	152	250	17	HY	400	Reel
-7525450												HY	50	Carton
-75304	3/4	19.1	4	1.2	29.4	0.37	0.55	6	152	300	21	HY	400	Reel
-7530450												HY	50	Carton
-100200	1	25.4	2	1.4	35.7	0.47	0.70	7	178	200	14	HY	300	Reel
-100304	1	25.4	4	1.4	36.5	0.51	0.76	8	203	300	21	HY	300	Reel
-10030450	1	25.4	4	1.4	36.5	0.53	0.79	8	203	300	21	HY	50	Carton
-125204	1-1/4	31.8	4	1.8	45.2	0.77	1.15	9	229	200	14	HY	250	Reel
-150204	1-1/2	38.1	4	2.0	51.6	0.84	1.25	10	254	200	14	43	200	Reel
-15020450												43	50	Carton
-150204100												43	100	Reel
-200154	2	50.8	4	2.6	64.8	1.13	1.68	14	356	200	14	43	250	Reel

Factory Assemblies: Air, Service Station Air, Jackhammer and Sledgehammer hose assemblies are available from stock in popular configurations and appear at the end of this section.

WARNING: This product can expose you to chemicals including Carbon Black, which is known to the State of California to cause cancer. For more information go to www.p65warnings.ca.gov.

(Continued on the following page)

GST® II General Service Hose

Series 7031(R) (Green),
Series 7057 (Blue), Series 7092 (Red),
Series 7093 (Black), and Series 7096 (Yellow)




[view on web page](#)

GST® II hose is a versatile general purpose hose designed to handle air, mild chemicals and water. The hose construction incorporates a tube that is compatible with light oil mists found in air tool lubricating systems, and the multiple plies of textile reinforcement provide flexibility. The cover is resistant to abrasion, heat and ozone, and is available in multiple standard colors for color-coded identification.

NOTE: Do not with use with oil or refined fuel.

Other cover colors available:

7031(R) (Green)	
7057 (Blue)	
7096 (Yellow)	

Series 7093 (Black)

Crimp Specifications

For currently qualified crimp specifications including coupling designation, refer to CrimpSource at www.parker.com/crimpsource.

# Part Number	ID (in)	ID (mm)	Reinf Layers	OD (in)	OD (mm)	Approx Wt (lbs/ft)	Approx Wt (kg/m)	Min Bend Rad (in)	Min Bend Rad (mm)	Max WP (psi)	Max WP (bar)	Perm Cplg Rec *	Nom Std Pack Qty (ft)	Pkg Type
-19200	3/16	4.8	2	0.4	11.1	0.07	0.10	2	51	200	14	*	800	Reel
-25200	1/4	6.4	2	0.5	12.7	0.09	0.13	3	64	200	14	HY	800	Reel
-25250	1/4	6.4	2	0.5	12.9	0.10	0.15	3	76	250	17	HY	800	Reel
-25300	1/4	6.4	2	0.6	14.0	0.12	0.18	3	84	300	21	HY	800	Reel

Factory Assemblies: Air, Service Station Air, Jackhammer and Sledgehammer hose assemblies are available from stock in popular configurations and appear at the end of this section.

WARNING: This product can expose you to chemicals including Carbon Black, which is known to the State of California to cause cancer. For more information go to www.p65warnings.ca.gov.

Tube: Black EPDM; ARPM Class C oil resistance

Reinforcement: Multiple textile plies

Cover: Black, blue, green, red, yellow EPDM; smooth finish

Temp. Range: -40°F to +212°F (-40°C to +100°C)

Brand Method: White ink on black, blue, green, red hose;
black ink on yellow hose

Brand Example: PARKER (SERIES) GST® II (ID) XXX PSI
MAX WP

Design Factor: 4:1

Industry Standards: None Applicable

Applications:

- Air (including oil mist), mild chemicals, water
- Agriculture, construction, general industrial

Vacuum: Not recommended

Compare to: Boston Bosflex A/W; ContiTech
FrontierGeneral Purpose; Gates Adapta Flex;
Thermoid Valuflex GS

(Continued on the following page)

WARNING! Couplings attached with bands or clamps may reduce the working pressure of the hose assembly to less than the maximum rated working pressure of the hose. Refer to the NAHAD Industrial Hose Assembly Guidelines.

Series 7031(R), Series 7057, Series 7092, Series 7093, and Series 7096 – GST® II General Service Air & Water Hose (Continued)

Series 7093 (Black) (Continued)

# Part Number	ID (in)	ID (mm)	Reinf Layers	OD (in)	OD (mm)	Approx Wt (lbs/ft)	Approx Wt (kg/m)	Min Bend Rad (in)	Min Bend Rad (mm)	Max WP (psi)	Max WP (bar)	Perm Cplg Rec *	Nom Std Pack Qty (ft)	Pkg Type
-31200	5/16	7.9	2	0.6	15.1	0.12	0.18	3	84	200	14	HY	750	Reel
-31300	5/16	7.9	2	0.6	15.9	0.14	0.21	4	89	300	21	HY	750	Reel
-38200	3/8	9.5	2	0.7	16.7	0.14	0.21	4	89	200	14	HY	700	Reel
-38300	3/8	9.5	2	0.7	17.5	0.16	0.24	4	102	300	21	HY	700	Reel
-50200	1/2	12.7	2	0.8	20.7	0.20	0.30	5	114	200	14	HY	550	Reel
-50250	1/2	12.7	2	0.8	21.4	0.22	0.33	5	114	250	17	HY	550	Reel
-50304	1/2	12.7	4	0.9	22.2	0.24	0.36	5	127	300	21	HY	500	Reel
-63200	5/8	15.9	2	1.0	24.6	0.24	0.36	6	140	200	14	HY	450	Reel
-63304	5/8	15.9	4	1.1	27.0	0.35	0.52	6	140	300	21	HY	450	Reel
-75200	3/4	19.1	2	1.1	28.2	0.32	0.48	6	152	200	14	HY	400	Reel
-7520050												HY	50	Carton
-75304	3/4	19.1	4	1.2	29.4	0.37	0.55	6	152	300	21	HY	400	Reel
-100200	1	25.4	2	1.4	35.7	0.47	0.70	7	178	200	14	HY	300	Reel
-100304	1	25.4	4	1.4	36.5	0.51	0.76	8	203	300	21	HY	300	Reel
-125204	1-1/4	31.8	4	1.8	45.2	0.77	1.15	9	229	200	14	HY	250	Reel
-150204	1-1/2	38.1	4	2.0	51.6	0.84	1.25	10	254	200	14	43	200	Reel
-200154	2	50.8	4	2.6	64.8	1.13	1.68	14	356	200	14	43	250	Reel

Factory Assemblies: Air, Service Station Air, Jackhammer and Sledgehammer hose assemblies are available from stock in popular configurations and appear at the end of this section.



Series 7031 / 7031(R) (Green)

[view on web page](#)

Crimp Specifications

For currently qualified crimp specifications including coupling designation, refer to CrimpSource at www.parker.com/crimpsource.

# Part Number	ID (in)	ID (mm)	Reinf Layers	OD (in)	OD (mm)	Approx Wt (lbs/ft)	Approx Wt (kg/m)	Min Bend Rad (in)	Min Bend Rad (mm)	Max WP (psi)	Max WP (bar)	Perm Cplg Rec *	Nom Std Pack Qty (ft)	Pkg Type
7031-75304R	3/4	19.1	4	1.2	29.4	0.37	0.55	6	152	300†	21†	HY	400	Reel
7031-7530450R												HY	50	Carton

WARNING: This product can expose you to chemicals including Carbon Black, which is known to the State of California to cause cancer. For more information go to www.p65warnings.ca.gov.

Series 7031(R), Series 7057, Series 7092, Series 7093, and Series 7096 – GST® II General Service Air & Water Hose (Continued)

Series 7057 (Blue)

Crimp Specifications														
For currently qualified crimp specifications including coupling designation, refer to CrimpSource at www.parker.com/crimpsource .														
#	ID (in)	ID (mm)	Reinf Layers	OD (in)	OD (mm)	Approx Wt (lbs/ft)	Approx Wt (kg/m)	Min Bend Rad (in)	Min Bend Rad (mm)	Max WP (psi)	Max WP (bar)	Perm Cplg Rec *	Nom Std Pack Qty (ft)	Pkg Type
7057-50250	1/2	12.7	2	0.8	21.4	0.23	0.34	5	114	250	17	HY	500	Reel
7057-75304	3/4	19.1	4	1.2	29.4	0.37	0.55	6	152	300	21	HY	350	Reel
7057-7530450												HY	50	Carton

WARNING: This product can expose you to chemicals including Carbon Black, which is known to the State of California to cause cancer. For more information go to www.p65warnings.ca.gov.



[view on web page](#)

Series 7096 (Yellow)

Crimp Specifications														
For currently qualified crimp specifications including coupling designation, refer to CrimpSource at www.parker.com/crimpsource .														
#	ID (in)	ID (mm)	Reinf Layers	OD (in)	OD (mm)	Approx Wt (lbs/ft)	Approx Wt (kg/m)	Min Bend Rad (in)	Min Bend Rad (mm)	Max WP (psi)	Max WP (bar)	Perm Cplg Rec *	Nom Std Pack Qty (ft)	Pkg Type
7096-75304	3/4	19.1	4	1.2	29.4	0.37	0.55	6	152	300	21	HY	400	Reel
7096-7530450												HY	50	Carton

WARNING: This product can expose you to chemicals including Carbon Black, which is known to the State of California to cause cancer. For more information go to www.p65warnings.ca.gov.

SUPER-FLEX® GS General Service Air & Water Hose

Series 7322 (Red) and
Series 7323 (Black)



[view on web page](#)



[view on web page](#)

Series 7322/7323 is a versatile general purpose hose designed to handle air, mild chemicals and water. The hose incorporates a tube that is compatible with light oil mists, and features a rigid mandrel construction that produces a *true* round, concentric profile for superior coupling fit and retention. The cover is resistant to abrasion, heat and ozone.

NOTE: Do not with use with oil or refined fuel.

Series 7322 (Red) and Series 7323 (Black)

Crimp Specifications

For currently qualified crimp specifications including coupling designation, refer to CrimpSource at www.parker.com/crimpsource.

#														
Part Number 7322 or 7323	ID (in)	ID (mm)	Reinf Layers	OD (in)	OD (mm)	Approx Wt (lbs/ft)	Approx Wt (kg/m)	Min Bend Rad (in)	Min Bend Rad (mm)	Max WP (psi)	Max WP (bar)	Perm Cplg Rec *	Nom Std Pack Qty (ft)	Pkg Type
-125200	1-1/4	31.8	2	1.7	44.2	0.71	1.06	8	191	200	14	43	200	Coil
-150200	1-1/2	38.1	2	2.0	50.4	0.82	1.22	9	216	200	14	43	200	Coil
-200200	2	50.8	4	2.6	65.2	1.23	1.83	12	305	200	14	43	200	Coil

⚠ WARNING: This product can expose you to chemicals including Carbon Black, which is known to the State of California to cause cancer. For more information go to www.p65warnings.ca.gov.

Tube: Black EPDM; ARPM Class C oil resistance

Reinforcement: Multiple textile plies

Cover: 7322: Red EPDM, wrapped finish

7323: Black EPDM, wrapped finish

Temp. Range: -40°F to +212°F (-40°C to +100°C)

Brand Method: 7322: White text on red stripe

7323: White text on black stripe

Brand Example: PARKER SERIES (7322) (7323) SUPER-FLEX® GS 200 PSI MAX WP GENERAL SERVICE

Design Factor: 4:1

Vacuum: Not recommended

Industry Standards: None applicable

Applications:

- Air (including oil mist), mild chemicals, water
- Agriculture, construction, general industrial

Compare to: ContiTech Frontier; Gates AdaptaFlex

⚠ WARNING! Couplings attached with bands or clamps may reduce the working pressure of the hose assembly to less than the maximum rated working pressure of the hose. Refer to the NAHAD Industrial Hose Assembly Guidelines.

MPT® II Multipurpose Oil Resistant Hose

Series 7094 (Red) and
Series 7095 (Black)



[view on web page](#)



[view on web page](#)

Series 7094/7095 hose construction is electrically nonconductive multipurpose hose with a minimum resistance of one megaohm per inch at 1000 volts DC. The multiple plies of textile reinforcement provide flexibility and the cover is resistant to oil and weathering.

- NOTES:**
- Do not use in dry air applications (typically, air systems that do not expose the tube of the hose to lubricating oil mist from the compressor).
 - The user must determine if the hose is suitable for applications subject to electrical hazard. Contact Parker for additional information.
 - Do not use to dispense or transfer biodiesel, diesel fuel, or gasoline.

Series 7094 (Red)

Crimp Specifications

For currently qualified crimp specifications including coupling designation, refer to CrimpSource at www.parker.com/crimpsource.

# Part Number 7094	ID (in)	ID (mm)	Reinf Layers	OD (in)	OD (mm)	Approx Wt (lbs/ft)	Approx Wt (kg/m)	Min Bend Rad (in)	Min Bend Rad (mm)	Max WP (psi)	Max WP (bar)	Perm Cplg Rec *	Nom Std Pack Qty (ft)	Pkg Type
-25200	1/4	6.4	2	0.5	12.7	0.10	0.15	2	51	200	14	HY	800	Reel
-25300				0.6	14.0	0.12	0.18	3	64	300	21	HY	800	Reel
-31300	5/16	7.9	2	0.6	15.1	0.13	0.19	3	84	300	21	HY	750	Reel
-38200	3/8	9.5	2	0.7	16.7	0.15	0.22	4	97	200	14	HY	700	Reel
-38300	3/8	9.5	2	0.7	17.5	0.17	0.25	4	97	300	21	HY	650	Reel
-50200	1/2	12.7	2	0.8	20.7	0.21	0.31	5	127	200	14	HY	550	Reel
-50304	1/2	12.7	4	0.9	22.2	0.26	0.39	5	127	300	21	HY	500	Reel
-63304	5/8	15.9	4	1.1	27.0	0.38	0.57	6	155	300	21	HY	450	Reel
-75200	3/4	19.1	2	1.1	28.2	0.34	0.51	8	191	200	14	HY	400	Reel
-75304	3/4	19.1	4	1.2	29.4	0.40	0.60	6	152	300	21	HY	400	Reel
-100200	1	25.4	2	1.4	35.7	0.49	0.73	10	254	200	14	HY	300	Reel
-100304				1.4	36.5	0.54	0.80	8	203	300	21	HY	300	Reel
-125204	1-1/4	31.8	4	1.8	45.2	0.82	1.22	9	229	200	14	HY	250	Reel
-150204	1-1/2	38.1	4	2.0	51.6	0.90	1.34	10	254	200	14	HY	200	Reel

WARNING: This product can expose you to chemicals including DEHP, which is known to the State of California to cause cancer and birth defects or other reproductive harm. For more information go to www.p65warnings.ca.gov.

(Continued on the following page)















WARNING! Couplings attached with bands or clamps may reduce the working pressure of the hose assembly to less than the maximum rated working pressure of the hose. Refer to the NAHAD Industrial Hose Assembly Guidelines.

Series 7094 (Red) and Series 7095 (Black) – MPT® II Multipurpose Oil Resistant Hose – Nonconductive (Continued)

Series 7095 (Black)

Crimp Specifications

For currently qualified crimp specifications including coupling designation, refer to CrimpSource at www.parker.com/crimpsource.

# Part Number	 ID (in)	 ID (mm)	 Reinf Layers	 OD (in)	 OD (mm)	 Approx Wt (lbs/ft)	 Approx Wt (kg/m)	 Min Bend Rad (in)	 Min Bend Rad (mm)	 Max WP (psi)	 Max WP (bar)	 Perm Cplg Rec *	 Nom Std Pack Qty (ft)	 Pkg Type
-25300				0.6	14.0	0.12	0.18	3	64	300	21	HY	800	Reel
-31300	5/16	7.9	2	0.6	15.1	0.13	0.19	3	84	300	21	HY	750	Reel
-38200	3/8	9.5	2	0.7	16.7	0.15	0.22	4	97	200	14	HY	700	Reel
-38300	3/8	9.5	2	0.7	17.5	0.17	0.25	4	97	300	21	HY	650	Reel
-50200	1/2	12.7	2	0.8	20.7	0.21	0.31	5	127	200	14	HY	550	Reel
-50304	1/2	12.7	4	0.9	22.2	0.26	0.39	5	127	300	21	HY	500	Reel
-63304	5/8	15.9	4	1.1	27.0	0.38	0.57	6	155	300	21	HY	450	Reel
-75200	3/4	19.1	2	1.1	28.2	0.34	0.51	8	191	200	14	HY	400	Reel
-75304	3/4	19.1	4	1.2	29.4	0.40	0.60	6	152	300	21	HY	400	Reel
-100200	1	25.4	2	1.4	35.7	0.49	0.73	10	254	200	14	HY	300	Reel
-100304	1	25.4	2	1.4	36.5	0.54	0.80	8	203	300	21	HY	300	Reel
-125204	1-1/4	31.8	4	1.8	45.2	0.82	1.22	9	229	200	14	HY	250	Reel
-150204	1-1/2	38.1	4	2.0	51.6	0.90	1.34	10	254	200	14	HY	200	Reel

WARNING: This product can expose you to chemicals including DEHP, which is known to the State of California to cause cancer and birth defects or other reproductive harm. For more information go to www.p65warnings.ca.gov.

Tube: Black nitrile; ARPM Class A oil resistance

Reinforcement: Multiple textile plies

Cover: 7094: Red chloroprene, smooth finish

7095: Black chloroprene, smooth finish

Temp. Range: Air: -20°F to +158°F (-29°C to +70°C)

Other Media: -20°F to +212°F (-29°C to +100°C)

Brand Method: White ink

Brand Example: PARKER SERIES (7094) (7095) MPT® II
(ID) XXX PSI MAX WP ELECTRICALLY
NONCONDUCTIVE

Design Factor: 4:1

Industry Standards: Electrically nonconductive with a minimum resistance of one megaohm per inch at 1000 volts DC

Applications:

- Air, mild chemicals, oil, water
- Cooling lines for electric furnaces and pot lines; lubrication systems
- Agriculture, construction, foundries, general industrial

Vacuum: Not recommended

Compare to: Boston Shock Safe; ContiTech Ortac/Variflex; Gates PremoFlex/19B

JIFFY™ Push-On Multipurpose Hose Series 7212



[view on web page](#)

Series 7212 hose construction incorporates a silicone-free tube that does not contaminate air powered paint spray systems. The braided textile reinforcement is applied at a precise angle to provide kink resistance and superior coupling retention—to be used with push-on couplings which do not require bands, clamps or special tools for installation. The flame resistant cover meets MSHA requirements and is resistant to oil and weathering.

- NOTES:**
- Do not use in dry air applications (typically, air systems that do not expose the tube to a lubricating oil mist).
 - Do not use to dispense or transfer biodiesel, diesel fuel, or gasoline in regulated service (API, NFPA, UL, ULC or any other agency approval or listing).
 - Do not use in vehicle engine applications.
 - Refer to the Refined Fuel/Hose Compatibility Table in the Media Compatibility section.
 - Do not use bands or clamps to attach push-on couplings.

Other colors available:

7212-BL	
7212-GN	
7212-GY	
7212-RD	
7212-YL	

⚠ WARNING!

- ▶ The hose does not include a static wire; transfer of refined fuel may create an accumulation – and catastrophic discharge – of static electrical buildup.

Crimp Specifications

For currently qualified crimp specifications including coupling designation, refer to CrimpSource at www.parker.com/crimpsource.

# Part Number	ID (in)	ID (mm)	Reinf Layers	OD (in)	OD (mm)	Approx Wt (lbs/ft)	Approx Wt (kg/m)	Min Bend Rad (in)	Min Bend Rad (mm)	Max WP (psi)	Max WP (bar)	Perm Cplg Rec *	Nom Std Pack Qty (ft)	Pkg Type
7212-251XX	1/4	6.4	1	0.5	12.5	0.09	0.13	3	76	300	21	HY	700	Reel
7212-381XX	3/8	9.5	1	0.6	15.7	0.12	0.18	3	76	300	21	HY	700	Reel
7212-501XX	1/2	12.7	1	0.8	19.1	0.15	0.22	5	127	300	21	HY	600	Reel
7212-631XX	5/8	15.9	1	0.9	23.0	0.21	0.31	6	152	300	21	HY	500	Reel
7212-750XX	3/4	19.1	1	1.1	27.7	0.30	0.45	7	178	300	21	HY	400	Reel

XX in Part Number = BK (black), BL (blue), GN (green), GY (grey), RD (red), YL (yellow)

Factory Cut Lengths: Blue and gray hose available from stock in 50-ft. coils. See the following page.

Reattachable Couplings: Parker Series 82 Push-Lok® couplings.

⚠ WARNING: This product can expose you to chemicals including 1,3-Butadiene, which is known to the State of California to cause cancer and birth defects or other reproductive harm. For more information go to www.p65warnings.ca.gov.

Tube: Black nitrile; ARPM Class A oil resistance

Reinforcement: One textile braid

Cover: Black, blue, gray, green, red or yellow chloroprene; smooth finish

Temp. Range: Air: -40°F to +158°F (-40°C to +70°C)

Other Media: -40°F to +212°F (-40°C to +100°C)

Brand Method: White ink on black, blue and red hose; black ink on green, gray and yellow hose

Brand Example: PARKER 7212 JIFFY™ HOSE PUSH-ON (ID) 300 PSI MAX WP MSHA #

Design Factor: 4:1

Industry Standards: MSHA

Applications:

- Air, mild chemicals, oil, water; biodiesel (to B20 in dedicated service), diesel, ethanol, gasoline
- Air operated paint systems, air tools, transfer lines, vacuum lines
- Agriculture, construction, general industrial; automotive/factory color-coded assembly equipment

Compare to: ContiTech Autogrip; Gates Python Plus; Thermoid Flex Loc 300

Vacuum: 1/4" ID through 1/2" ID @ 28" Hg (711 mm Hg); 5/8" ID through 3/4" ID @ 15" Hg (381 mm Hg)

GRIZZLY™ 500 Multipurpose Hose

Series 7107



[view on web page](#)

Series 7107 hose is multipurpose hose that is electrically nonconductive with a minimum resistance of one megaohm per inch at 1000 volts DC. The bright yellow flame resistant modified nitrile/PVC cover is resistant to abrasion, oil and weathering.

- NOTES:**
- Do not use in dry air applications (typically, air systems that do not expose the tube to a lubricating oil mist).
 - The user must determine if the hose is suitable for applications subject to electrical hazard. Review the safety guide for electrical resistance.
 - Do not use to dispense or transfer biodiesel, diesel fuel, or gasoline.

Crimp Specifications

For currently qualified crimp specifications including coupling designation, refer to CrimpSource at www.parker.com/crimpsource.

# Part Number	ID (in)	ID (mm)	Reinf Layers	OD (in)	OD (mm)	Approx Wt (lbs/ft)	Approx Wt (kg/m)	Min Bend Rad (in)	Min Bend Rad (mm)	Max WP (psi)	Max WP (bar)	Perm Cplg Rec *	Nom Std Pack Qty (ft)	Pkg Type
7107-25500	1/4	6.4	4	0.6	15.9	0.16	0.24	2	51	500	34	*	750	Reel
7107-38500	3/8	9.5	4	0.8	19.1	0.20	0.30	3	76	500	34	HY	600	Reel
7107-50500	1/2	12.7	4	0.9	22.2	0.27	0.40	3	76	500	34	*	500	Reel
7107-75500	3/4	19.1	4	1.2	30.1	0.40	0.60	5	127	500	34	HY	400	Reel
HY												24 x 50	Carton	
7107-100500	1	25.4	4	1.5	38.1	0.59	0.88	6	152	500	34	*	300	Reel
7107-125500	1-1/4	31.8	4	1.8	45.7	0.80	1.19	9	229	500	34	43	250	Reel
7107-150500	1-1/2	38.1	4	2.0	51.6	0.91	1.36	12	305	500	34	43	200	Reel
7107-200500	2	50.8	4	2.685	68.2	1.31	1.95	24.0	609.6	500	34	*	100	Coil

WARNING: This product can expose you to chemicals including DEHP, which is known to the State of California to cause cancer and birth defects or other reproductive harm. For more information go to www.p65warnings.ca.gov.

Tube: Black nitrile; ARPM Class A oil resistance

Reinforcement: Multiple aramid plies; 2" ID (only) multiple textile plies

Cover: Yellow nitrile/PVC, smooth finish; 2" ID (only) wrapped finish

Temp. Range: Air: -40°F to +158°F (-40°C to +70°C)

Other Media: -40°F to +212°F (-40°C to +100°C)

Brand Method: Black ink

Brand Example: PARKER SERIES 7107 GRIZZLY (ID)
500 PSI MAX WP ELECTRICALLY
NONCONDUCTIVE MSHA #

Design Factor: 4:1

Industry Standards: Electrically nonconductive with a minimum resistance of one megaohm per inch at 1000 volts DC; MSHA

Applications:

- Air, oil, mild chemicals, water
- Agriculture, construction, foundries, general industrial, mines

Vacuum: Not recommended

Compare to: Boston Mineforce; ContiTech Gorilla; Gates Terminator

WARNING! Couplings attached with bands or clamps may reduce the working pressure of the hose assembly to less than the maximum rated working pressure of the hose. Refer to the NAHAD Industrial Hose Assembly Guidelines.

ARCTIC EDGE™ Low Temperature Multipurpose Hose

Series 7102



[view on web page](#)

Series 7102 hose construction is a low temperature multipurpose hose that incorporates a static wire as a path to conduct an electrical charge to ground. The multiple plies of textile reinforcement provide flexibility and kink resistance to -70°F (-57°C). The cover is resistant to oil and weathering, and incorporates a longitudinal solid blue stripe for color-coded identification.

- NOTES:**
- Do not use in dry air applications (typically, air systems that do not expose the tube to a lubricating oil mist).
 - Do not use to dispense or transfer biodiesel, diesel fuel, or gasoline in regulated service (API, NFPA, UL, ULC or any other agency approval or listing).
 - Do not use in vehicle engine applications.
 - Refer to the Refined Fuel/Hose Compatibility Table in the Media Compatibility section.

Crimp Specifications

For currently qualified crimp specifications including coupling designation, refer to CrimpSource at www.parker.com/crimpsource.

# Part Number	ID (in)	ID (mm)	Reinf Layers	OD (in)	OD (mm)	Approx Wt (lbs/ft)	Approx Wt (kg/m)	Min Bend Rad (in)	Min Bend Rad (mm)	Max WP (psi)	Max WP (bar)	Perm Cplg Rec *	Nom Std Pack Qty (ft)	Pkg Type
7102-38304	3/8	9.5	4	0.8	19.1	0.21	0.31	4	97	300	21	HY	650	Reel
7102-50304	1/2	12.7	4	0.9	23.0	0.28	0.42	5	127	300	21	*	500	Reel
7102-75304	3/4	19.1	4	1.2	29.4	0.37	0.55	6	152	300	21	HY	400	Reel
7102-100304	1	25.4	4	1.5	37.0	0.54	0.80	8	203	300	21	HY	250	Reel
7102-125304	1-1/4	31.8	4	1.8	46.0	0.83	1.24	9	229	300	21	HY	250	Reel
7102-138304	1-3/8	34.9	4	1.9	48.9	0.89	1.33	10	241	300	21	*	200	Reel

WARNING: This product can expose you to chemicals including DEHP, which is known to the State of California to cause cancer and birth defects or other reproductive harm. For more information go to www.p65warnings.ca.gov.

Tube: Black nitrile; ARPM Class A oil resistance
Reinforcement: Multiple textile plies with static wire
Cover: Black chloroprene; smooth finish
Temp. Range: Air: -70°F to +158°F (-57°C to +70°C)
Other Media: -70°F to +212°F (-57°C to +100°C)
Brand Method: White ink; solid blue stripe on reverse
Brand Example: PARKER SERIES 7102 ARCTIC EDGE™
 (-70°F) LOW TEMP (ID) 300 PSI MAX WP
Design Factor: 4:1

Industry Standards: None applicable

Applications:

- Air, mild chemicals, oil, water; biodiesel (to B20 in dedicated service), diesel, ethanol, gasoline
- Cold weather, refrigerated applications
- Agriculture, construction, general industrial

Vacuum: Not recommended

Compare to: ContiTech Arctic Ortac; Thermoid Glacier Multipurpose

WARNING! Couplings attached with bands or clamps may reduce the working pressure of the hose assembly to less than the maximum rated working pressure of the hose. Refer to the NAHAD Industrial Hose Assembly Guidelines.

DAY-FLO® Multipurpose Oil Resistant Hose

Series 7187



[view on web page](#)

Series 7187 is a versatile, multipurpose hose. The braided textile reinforcement provides kink resistance and superior coupling retention, and the cover is resistant to oil and weathering.

- NOTES:**
- Do not use in dry air applications (typically, air systems that do not expose the tube of the hose to lubricating oil mist from the compressor).
 - Do not use to dispense or transfer biodiesel, diesel fuel, or gasoline

Crimp Specifications

For currently qualified crimp specifications including coupling designation, refer to CrimpSource at www.parker.com/crimpsource.

#														
Part Number 7187	ID (in)	ID (mm)	Reinf Layers	OD (in)	OD (mm)	Approx Wt (lbs/ft)	Approx Wt (kg/m)	Min Bend Rad (in)	Min Bend Rad (mm)	Max WP (psi)	Max WP (bar)	Perm Cplg Rec *	Nom Std Pack Qty (ft)	Pkg Type
7187-191	3/16	4.8	1	0.4	11.1	0.08	0.04	2	51	250	17	HY	700	Reel
7187-251	1/4	6.4	1	0.5	12.7	0.09	0.13	2.5	64	250	17	HY	700	Reel
7187-252			2	0.6	15.1	0.15	0.22	3	84	300	21	HY	700	Reel
7187-382	3/8	9.5	2	0.7	18.3	0.19	0.28	4	102	300	21	HY	700	Reel

Tube: Black nitrile; ARPM Class A oil resistance

Reinforcement: One or multiple textile braids

Cover: 7187: Black chloroprene, smooth finish

Temp. Range: Air: -20°F to +158°F (-29°C to +70°C)

Other Media: -20°F to +212°F (-29°C to +100°C)

Brand Method: White ink

Brand Example: PARKER SERIES (7187) DAY-FLO® (ID)
XXX PSI MAX WP

Design Factor: 4:1

Industry Standards: None applicable

Applications:

- Air, mild chemicals, oil, water
- Agriculture, construction, general industrial

Vacuum: Not recommended

Compare to: Boston Easy Couple

⚠ WARNING! Couplings attached with bands or clamps may reduce the working pressure of the hose assembly to less than the maximum rated working pressure of the hose. Refer to the NAHAD Industrial Hose Assembly Guidelines.

DRAGON BREATH® Hot Air Blower Hose

Series SW360



[view on web page](#)

Series SW360 hose transfers hot air from a truck's compressor to the storage bin/cargo bay to blow out bulk material. The hose offers full suction capability, kink resistance, flexibility for ease of handling and a path to conduct a static electrical charge to ground. The cover resists abrasion, heat and ozone.

Crimp Specifications

For currently qualified crimp specifications including coupling designation, refer to CrimpSource at www.parker.com/crimpsource.

# Part Number	ID (in)	ID (mm)	Reinf Layers	OD (in)	OD (mm)	Approx Wt (lbs/ft)	Approx Wt (kg/m)	Min Bend Rad (in)	Min Bend Rad (mm)	Max WP (psi)	Max WP (bar)	Perm Cplg Rec *	Nom Std Pack Qty (ft)	Pkg Type
SW360-1500	1-1/2	38.1	2	2.0	51.0	1.06	1.58	5	127	200	14	*	100	Coil
SW360-2000	2	50.8	2	2.5	64.7	1.52	2.26	6	152	200	14	*	100	Coil
SW360-3000	3	76.2	2	3.6	90.9	2.54	3.78	12	305	200	14	*	100	Coil
SW360-4000	4	101.6	2	4.6	116.6	3.73	5.55	16	406	125	9	*	100	Coil
SW360-6000	6	152.4	2	6.7	169.4	4.65	6.92	24	610	100	7	*	100	Coil

WARNING: This product can expose you to chemicals including Carbon Black, which is known to the State of California to cause cancer. For more information go to www.p65warnings.ca.gov.

Tube: Black EPDM

Reinforcement: Multiple textile plies with single or dual wire helix

Cover: Black EPDM; wrapped finish

Temp. Range: -40°F to +350°F (-40°C to +177°C)

Brand Method: Black text on yellow stripe

Brand Example: PARKER DRAGON BREATH SW360 HOT AIR BLOWER HOSE XXX PSI WP

Design Factor: 4:1

Industry Standards: None applicable

Applications:

- Hot air blower systems
- In-plant transfer; delivery, loading/unloading
- General industrial, transportation

Compare to: ContiTech Plicord Torrid Air; Eaton Boston Wildcat Hot Air; Gates Hot Air Blower

Vacuum: 29" Hg (737 mm Hg)

⚠️ WARNINGS!

- ▶ Couplings attached with bands or clamps may reduce the working pressure of the hose assembly to less than the maximum rated working pressure of the hose. Refer to the NAHAD Industrial Hose Assembly Guidelines.
- ▶ Do not use with cam and groove couplings, which are designed for use with liquids.

THORO-BRAID® Medium Pressure Wire Braid Multipurpose Hose Series 7251



view on web page

Series 7251 hose construction incorporates high tensile wire braid reinforcement that provides durability, kink resistance, medium pressure capability, and superior coupling retention. The flame resistant yellow cover is resistant to abrasion and oil.

Crimp Specifications

For currently qualified crimp specifications including coupling designation, refer to CrimpSource at www.parker.com/crimpsource.

# Part Number	ID (in)	ID (mm)	Reinf Layers	OD (in)	OD (mm)	Approx Wt (lbs/ft)	Approx Wt (kg/m)	Min Bend Rad (in)	Min Bend Rad (mm)	Max WP (psi)	Max WP (bar)	Perm Cplg Rec *	Nom Std Pack Qty (ft)	Pkg Type
7251-1501K	1-1/2	38.1	1	2.1	52.4	1.22	1.82	20	508	600	41	43, 71	150	Carton
7251-2002K	2	50.8	2	2.7	67.5	1.89	2.82	25	635	600	41	43, *	150	Carton
7251-2502K	2-1/2	63.5	2	3.2	80.2	2.30	3.43	32	813	500	35	*	150	Carton
7251-3002K	3	76.2	2	3.7	92.9	2.73	4.07	37	927	500	35	*	150	Carton
7251-4002K	4	101.6	2	4.7	118.3	3.63	5.41	48	1219	400	28	*	150	Coil

WARNING: This product can expose you to chemicals including Carbon Black, which is known to the State of California to cause cancer. For more information go to www.p65warnings.ca.gov.

Tube: Black chloroprene

Reinforcement: One or multiple wire braids

Cover: Yellow nitrile/PVC; perforated wrapped finish

Temp. Range: -20°F to +212°F (-29°C to +100°C)

Brand Method: Embossed

Brand Example: PARKER SERIES 7251 THORO-BRAID®
AIR HOSE - WIRE BRAID XXX PSI MAX
WP-DE4 FIRE RESISTANT-MSHA #

Design Factor: 4:1

Industry Standards: MSHA

Applications:

- Air, mild chemicals, oil, water
- Heavy duty air tools, compressors; bull hose, drill hose
- Construction, general industrial, mines and quarries

Vacuum: Not recommended

Compare to: ContiTech Ultrabraid Steel Air; Gates 500 MP/
Air Drill; Kuriyama T130AK

WARNING! Couplings attached with bands or clamps may reduce the working pressure of the hose assembly to less than the maximum rated working pressure of the hose. Refer to the NAHAD Industrial Hose Assembly Guidelines.

Factory Assemblies

Air Hose

Series 7092 (Red) and Series 7093 (Black)



[view on web page](#)

Series 7092/7093 factory-installed, crimped- on lightweight brass couplings provide a secure hose/fitting interface, and the rigid male *NPT* ends provide easy, quick and secure connections.

# Part Number	ID		Length		Approx Wt		Max WP		Perm Cplg Rec *	Std Pack Qty (ea)	Pkg Type
	(in)	(mm)	(ft)	(m)	(lbs/ea)	(kg/ea)	(psi)	(bar)			
7092253-KAA	1/4	6.4	50	15.24	6.01	2.73	300	21	*	5	Carton
7092253-KAB			25	7.62	3.15	1.43					
7092382-KAC	3/8	9.5	50	15.24	7.37	3.34	200	14	*	5	Carton
7092383-KAA			50	15.24	8.33	3.78					
7092383-KAB	3/8	9.5	25	7.62	4.34	1.87	300	21	*	10	Carton

⚠ WARNING: This product can expose you to chemicals including Carbon Black, which is known to the State of California to cause cancer. For more information go to www.p65warnings.ca.gov.

Series 7093 (Black)

# Part Number	ID		Length		Approx Wt		Max WP		Perm Cplg Rec *	Std Pack Qty (ea)	Pkg Type
	(in)	(mm)	(ft)	(m)	(lbs/ea)	(kg/ea)	(psi)	(bar)			
7093383-KAA	3/8	9.5	50	15.24	8.09	3.67	300	21	*	5	Carton

⚠ WARNING: This product can expose you to chemicals including Carbon Black, which is known to the State of California to cause cancer. For more information go to www.p65warnings.ca.gov.

Temp Range: -40°F to +160°F (-40°C to +100°C)

Design Factor: 4:1

Crimped-on Brass: Rigid Male 1/4" x 1/4" NPT Thread Couplings Each End

Display Cartons with Parker Center Retail Packaging Disc

Series 7092 (Red)

Factory Assemblies

Service Station Air Hose

Series 7092 (Red)



[view on web page](#)

Series 7092 is designed as an abrasion and weather resistant hose for service station compressor and general industrial air service. The factory-installed, crimped-on lightweight brass couplings provide a secure hose/fitting interface, and the rigid male NPT ends provide easy, quick and secure connections.

# Part Number	ID (in)	Length (ft)	Approx Wt (lbs/ea)	Approx Wt (kg/ea)	Max WP (psi)	Cplg Thread Size (in)	Perm Cplg Rec *	Std Pack Qty (ea)	Pkg Type
7092RLC-300	3/8	25	4.34	1.97	300	1/4 x 1/4	*	10	Carton
7092RLC-600		50	8.33	3.78				5	Carton

⚠ WARNING: This product can expose you to chemicals including Carbon Black, which is known to the State of California to cause cancer. For more information go to www.p65warnings.ca.gov.

Temp Range: -40°F to +212°F (-40°C to +100°C)

Design Factor: 4:1

Crimped-on Brass: Rigid Male NPT Thread Couplings Each End

Cartoned and Tied: No Center Disc

Carton










Reinforced Conduit Hose

Series 7337



[view on web page](#)

Series 7337 is a durable cable cover with a rugged, abrasion resistant construction that is ideal for extreme service conditions in mining application. Meets MSHA requirements for flame resistance and wall thickness.

# Part Number	 ID (in)	 ID (mm)	 Reinf Layers	 OD (in)	 OD (mm)	 Approx Wt (lbs/ft)	 Approx Wt (kg/m)	 Nom Std Pack Qty (ft)	 Pkg Type
7337-1382	1-3/8	34.9	2	1.8	46.0	0.68	1.01	50	Coil
7337-1502	1-1/2	38.1	2	1.9	49.0	0.72	1.07	50	Coil
7337-1752	1-3/4	44.5	2	2.2	55.4	0.83	1.24	50	Coil
7337-1882	1-7/8	47.6	2	2.3	58.6	0.88	1.31	50	Coil
7337-2002	2	50.8	2	2.4	61.8	0.94	1.40	50	Coil
7337-2252	2-1/4	57.2	2	2.7	68.2	1.05	1.56	50	Coil
7337-2382	2-3/8	60.3	2	2.8	71.3	1.10	1.64	50	Coil
7337-2502	2-1/2	63.5	2	2.9	74.5	1.15	1.71	50	Coil
7337-3002	3	76.2	2	3.4	87.2	1.37	2.04	50	Coil
7337-3502	3-1/2	90.0	2	4.0	101.0	1.59	2.37	50	Coil
7337-4002	4	102.0	2	4.4	113.0	1.79	2.67	50	Coil

WARNING: This product can expose you to chemicals including Carbon Black, which is known to the State of California to cause cancer. For more information go to www.p65warnings.ca.gov.

Tube: Black synthetic rubber

Reinforcement: Multiple textile plies

Cover: Black synthetic rubber; wrapped finish

Temp. Range: -30°F to +180°F (-34°C to +82°C)

Brand Method: Embossed

Brand Example: PARKER SERIES 7337 PREMIUM
CONDUIT HOSE FLAME RESISTANT
MINE CONDUIT USMSHA

Industry Standards: MSHA

Applications:

- Conduit
- Underground mining equipment

Vacuum: Not recommended










Reinforced Conduit Hose

Series 7337M



[view on web page](#)

Series 7337M is a durable, smooth finish cable cover with a rugged, abrasion resistant construction that is ideal for extreme service in mining applications, and meets MSHA requirements for flame resistance and wall thickness.

# Part Number	 ID (in)	 ID (mm)	 Reinf Layers	 OD (in)	 OD (mm)	 Approx Wt (lbs/ft)	 Approx Wt (kg/m)	 Nom Std Pack Qty (ft)	 Pkg Type
7337M-502	1/2	12.7	2	1.0	24.6	0.31	0.46	450	Reel
7337M-502050								50	Carton
7337M-632	5/8	15.9	2	1.1	27.8	0.37	0.55	400	Reel
7337M-632050								50	Carton
7337M-752	3/4	19.1	2	1.2	30.8	0.41	0.61	350	Reel
7337M-752050								50	Carton
7337M-1002	1	25.4	2	1.5	37.2	0.52	0.77	250	Reel
7337M-1002050								50	Carton
7337M-1132	1-1/8	28.6	2	1.6	40.5	0.57	0.85	250	Reel
7337M-1132050								50	Carton
7337M-1252	1-1/4	31.8	2	1.7	43.6	0.63	0.94	250	Reel
7337M-1252050								50	Carton

WARNING: This product can expose you to chemicals including Carbon Black, which is known to the State of California to cause cancer. For more information go to www.p65warnings.ca.gov.

Tube: Black synthetic rubber

Reinforcement: Multiple textile plies

Cover: Black synthetic rubber; smooth finish

Temp. Range: -30°F to +180°F (-34°C to +82°C)

Brand Method: Impression (2-sided)

Brand Example: Side 1: PARKER 7337M PREMIUM MINE
CONDUIT HOSE FLAME RESISTANT
USMSHA
Side 2: (ID) USMSHA

Industry Standards: MSHA

Applications:

- Conduit
- Underground mining equipment

Vacuum: Not recommended

Chemical Hose



BLUE THUNDER® UHMWPE Chemical Hose

Series 7373T



[view on web page](#)

Series 7373T is a high pressure suction and discharge hose designed to handle the vast majority of commonly used acids, chemicals and solvents. The ultra high molecular weight polyethylene (UHMWPE) tube will not leach into and contaminate the product being conveyed, and features a temperature rating to 180°F (82°C). The corrugated hose construction incorporates a dual wire helix that provides full suction capability, kink resistance, flexibility for ease of handling, and a path to conduct a static electrical charge to ground. The cover is resistant to abrasion, mild chemicals and ozone.

NOTE: Refer to the Safety and Technical Information section of this catalog for safety, handling and use information. Refer to the Media Compatibility section to determine compatibility with specific chemicals. Contact Parker for additional chemical compatibility information.

Crimp Specifications

For currently qualified crimp specifications including coupling designation, refer to CrimpSource at www.parker.com/crimpsource.

# Part Number	ID (in)	ID (mm)	Reinf Layers	OD (in)	OD (mm)	Approx Wt (lbs/ft)	Approx Wt (kg/m)	Min Bend Rad (in)	Min Bend Rad (mm)	Max WP (psi)	Max WP (bar)	Perm Cplg Rec *	Nom Std Pack Qty (ft)	Pkg Type
7373T-750	3/4	19.1	2	1.2	30.3	0.40	0.60	3	76	200	14	43	100	Coil
7373T-1000	1	25.4	2	1.5	37.0	0.55	0.82	3	76	200	14	43	100	Coil
7373T-1250	1-1/4	31.8	2	1.7	43.2	0.64	0.95	4	102	200	14	43	100	Coil
7373T-1500	1-1/2	38.1	2	2.0	49.9	0.79	1.18	5	127	200	14	43	100	Coil
7373T-2000	2	50.8	2	2.6	65.0	1.27	1.89	6	152	200	14	43	100	Coil
7373T-2500	2-1/2	63.5	4	3.2	80.1	1.73	2.58	7	178	200	14	*	100	Coil
7373T-3000	3	76.2	4	3.6	92.6	2.12	3.16	7	178	200	14	*	100	Coil
7373T-4000	4	101.6	4	4.7	120.0	3.02	4.50	8	203	200	14	*	100	Coil

WARNING: This product can expose you to chemicals including Carbon Black, which is known to the State of California to cause cancer. For more information go to www.p65warnings.ca.gov.

Tube: Translucent ultra high molecular weight polyethylene (UHMWPE)

Reinforcement: Multiple textile plies with dual wire helix

Cover: Blue EPDM; corrugated wrapped finish

Temp. Range: -40°F to +180°F (-40°C to +82°C)

Brand Method: Yellow text on blue stripe

Brand Example: PARKER SERIES 7373T BLUE THUNDER® UHMWPE TUBE MAX WP 200 PSI

Design Factor: 4:1

Industry Standards: None applicable

Applications:

- Acid, chemicals, solvents
- In-plant and storage tank transfer
- Delivery, transport

Vacuum: 29" Hg (737 mm Hg)

Compare to: Boston Chemcat; ContiTech Fabchem; Gates Renegade

⚠️ WARNINGS!

- ▶ The data tables published in the Media Compatibility section of Catalog 4800 are based on tests and believed to be reliable—but the data should be used **ONLY** as a guide. The compatibility ratings for rubber/non-PVC materials apply to media at 70°F (21°C). However, chemicals may become increasingly aggressive as their temperatures progress above that level. Chemicals at elevated temperatures typically exceed the performance capability of a hose, even if that hose's general rating exceeds 70°F (21°C). Contact Parker for chemical compatibility data at elevated temperatures. If no data exists, it is the user's responsibility to determine hose/chemical/temperature compatibility. All critical applications should be tested.
- ▶ At operating temperatures of 125°F and above, only permanently attached couplings should be installed. At any operating temperature, couplings attached with bands or clamps may reduce the working pressure of the hose assembly to less than the maximum rated working pressure of the hose. Refer to the NAHAD Industrial Hose Assembly Guidelines.
- ▶ Do not use with internally expanded couplings. Refer to chemical hoses that incorporate a MXLPE tube.

WILDCATTER®

Green Corrugated Chemical Hose

Series SWC693



[view on web page](#)

Series SWC693 is an extremely flexible high pressure suction and discharge hose designed to handle the vast majority of commonly used acids, chemicals and solvents. The ultra high molecular weight polyethylene (UHMWPE) tube will not leach into and contaminate the product being conveyed. The lightweight corrugated hose construction incorporates a dual wire helix that provides full suction capability, superior kink resistance, minimal force-to bend and a path to conduct a static electrical charge to ground. The cover is resistant to abrasion, mild chemicals and ozone.

NOTE: Refer to the Safety and Technical Information section of this catalog for safety, handling and use information. Refer to the Media Compatibility section to determine compatibility with specific chemicals. Contact Parker for additional chemical compatibility information. Contact Parker for additional chemical compatibility information.

The Wildcatter trade name indicates the product is designed and manufactured for premium service in oilfield applications. However, Wildcatter products may be used in other industries, markets and applications where the product meets the required performance criteria.

Crimp Specifications

For currently qualified crimp specifications including coupling designation, refer to CrimpSource at www.parker.com/crimpsource.

#														
Part Number	ID (in)	ID (mm)	Reinf Layers	OD (in)	OD (mm)	Approx Wt (lbs/ft)	Approx Wt (kg/m)	Min Bend Rad (in)	Min Bend Rad (mm)	Max WP (psi)	Max WP (bar)	Perm Cplg Rec *	Nom Std Pack Qty (ft)	Pkg Type
SWC693-1000	1	25.4	2	1.5	37	0.53	0.79	1.0	25	250	17	*	100	Coil
SWC693-1250	1-1/4	31.8	2	1.7	44	0.67	1.00	1.3	33	250	17	*	100	Coil
SWC693-1500	1-1/2	38.1	2	2.0	50	0.78	1.16	1.5	38	250	17	*	100	Coil
SWC693-2000	2	50.8	2	2.5	65	1.14	1.70	2.0	51	250	17	*	100	Coil
SWC693-3000	3	76.2	2	3.5	90	1.76	2.62	4.5	114	200	14	*	100	Coil
SWC693-4000	4	101.6	2	4.6	117	2.52	3.75	8.0	203	200	14	*	100	Coil

WARNING: This product can expose you to chemicals including Titanium Dioxide, which is known to the State of California to cause cancer. For more information go to www.p65warnings.ca.gov.

Tube: Translucent ultra high molecular weight polyethylene (UHMWPE)

Reinforcement: Multiple textile plies with dual wire helix

Cover: Green EPDM; corrugated wrapped finish

Temp. Range: -40°F to +180°F (-40°C to +82°C)

Brand Method: Black text on yellow stripe

Brand Example: PARKER **WILDCATTER** SWC693 CHEMICAL HOSE UHMW TUBE MAX WP XXX PSI

Design Factor: 4:1

Industry Standards: None applicable

Applications:

- Acids, chemicals, solvents
- In-plant and tank transfer, delivery, transport

Vacuum: 29" Hg (737 mm Hg)

⚠ WARNINGS!

- ▶ The data tables published in the Media Compatibility section of Catalog 4800 are based on tests and believed to be reliable—but the data should be used **ONLY** as a guide. The compatibility ratings for rubber/non-PVC materials apply to media at 70°F (21°C). However, chemicals may become increasingly aggressive as their temperatures progress above that level. Chemicals at elevated temperatures typically exceed the performance capability of a hose, even if that hose's general rating exceeds 70°F (21°C). Contact Parker for chemical compatibility data at elevated temperatures. If no data exists, it is the user's responsibility to determine hose/chemical/temperature compatibility. All critical applications should be tested.
- ▶ At operating temperatures of 125°F and above, only permanently attached couplings should be installed. At any operating temperature, couplings attached with bands or clamps may reduce the working pressure of the hose assembly to less than the maximum rated working pressure of the hose. Refer to the NAHAD Industrial Hose Assembly Guidelines.
- ▶ Do not use with internally expanded couplings. Refer to chemical hoses that incorporate a MXLPE tube.

WILDCATTER®

High Pressure Chemical Hose

Series 7374



[view on web page](#)

Series 7374 is a high pressure, high temperature chemical suction and discharge hose designed for high pressure chemical blending functions on oilfield service equipment. The hose handles abrasive solutions and the vast majority of commonly used acids, chemicals and solvents to 180°F (82°C).

The hose construction incorporates a dual wire helix that provides full suction capability, kink resistance, flexibility for ease of handling and a path to conduct a static electrical charge to ground. The cover is resistant to abrasion, mild chemicals and ozone.

The Wildcatter trade name indicates the product is designed and manufactured for premium service in oilfield applications. However, Wildcatter products may be used in other industries, markets and applications where the product meets the required performance criteria.

Crimp Specifications

For currently qualified crimp specifications including coupling designation, refer to CrimpSource at www.parker.com/crimpsource.

# Part Number	ID (in)	ID (mm)	Reinf Layers	OD (in)	OD (mm)	Approx Wt (lbs/ft)	Approx Wt (kg/m)	Min Bend Rad (in)	Min Bend Rad (mm)	Max WP (psi)	Max WP (bar)	Perm Cplg Rec *	Nom Std Pack Qty (ft)	Pkg Type
7374-1000	1	25.4	4	1.6	40.1	0.68	1.01	4	102	600	41	*	100	Coil
7374-1250	1-1/4	31.8	4	1.8	46.9	0.83	1.24	5	127	400	28	*	100	Coil
7374-1500	1-1/2	38.1	4	2.1	53.1	1.00	1.49	6	152	400	28	*	100	Coil
7374-2000	2	50.8	4	2.7	68.1	1.48	2.21	8	203	400	28	*	100	Coil

WARNING: This product can expose you to chemicals including Carbon Black, which is known to the State of California to cause cancer. For more information go to www.p65warnings.ca.gov.

Tube: Translucent ultra high molecular weight polyethylene (UHMWPE)

Reinforcement: Multiple textile plies with dual wire helix

Cover: Black EPDM; wrapped finish

Temp. Range: -40°F to +180°F (-40°C to +82°C)

Brand Method: Yellow text on blue stripe

Brand Example: PARKER **WILDCATTER** 7374 HP CHEMICAL HOSE UHMW TUBE MAX WP XXX PSI

Design Factor: 4:1

Industry Standards: None applicable

Applications:

- Abrasive solutions, acids, chemicals, solvents
- OEM aftermarket/replacement
- Oilfield blender service equipment

Vacuum: 29" Hg (737 mm Hg)

⚠️ WARNINGS!

- ▶ The data tables published in the Media Compatibility section of Catalog 4800 are based on tests and believed to be reliable—but the data should be used ONLY as a guide. The compatibility ratings for rubber/non-PVC materials apply to media at 70°F (21°C). However, chemicals may become increasingly aggressive as their temperatures progress above that level. Chemicals at elevated temperatures typically exceed the performance capability of a hose, even if that hose's general rating exceeds 70°F (21°C). Contact Parker for chemical compatibility data at elevated temperatures. If no data exists, it is the user's responsibility to determine hose/chemical/temperature compatibility. All critical applications should be tested.
- ▶ At operating temperatures of 125°F and above, only permanently attached couplings should be installed. At any operating temperature, couplings attached with bands or clamps may reduce the working pressure of the hose assembly to less than the maximum rated working pressure of the hose. Refer to the NAHAD Industrial Hose Assembly Guidelines.
- ▶ Do not use with internally expanded couplings. Refer to chemical hoses that incorporate a MXLPE tube.

Paint Fluid Hose

Series 7108



[view on web page](#)

Series 7108 is a medium pressure transfer hose designed to handle high aromatic content products such as ketone solvents, lacquers, paint thinners, oil-based and water-based paints and many common chemicals. The hose construction incorporates a nylon tube that will not leach into and contaminate the product being conveyed, and the robust aramid reinforcement provides kink resistance, strength and superior coupling retention. The cover is resistant to mild chemicals, oil and ozone.

- NOTES:**
- Refer to the Safety and Technical Information section of this catalog for safety, handling and use information. Refer to the Media Compatibility section to determine compatibility with specific chemicals. Contact Parker for additional chemical compatibility information.
 - Do not use in high pressure paint spray applications.

Crimp Specifications

For currently qualified crimp specifications including coupling designation, refer to CrimpSource at www.parker.com/crimpsource.

#														
Part Number	ID (in)	ID (mm)	Reinf Layers	OD (in)	OD (mm)	Approx Wt (lbs/ft)	Approx Wt (kg/m)	Min Bend Rad (in)	Min Bend Rad (mm)	Max WP (psi)	Max WP (bar)	Perm Cplg Rec *	Nom Std Pack Qty (ft)	Pkg Type
7108-251	1/4	6.4	2	0.5	12.4	0.09	0.13	3	76	500	35	HY, 43	500	Reel
7108-381	3/8	9.5	2	0.7	17.3	0.16	0.24	4	102	500	35	HY, 43	500	Reel
7108-501	1/2	12.7	2	0.9	22.2	0.25	0.37	5	127	750	52	HY, 43	500	Reel

WARNING: This product can expose you to chemicals including DEHP, which is known to the State of California to cause cancer and birth defects or other reproductive harm. For more information go to www.p65warnings.ca.gov.

Tube: Translucent nylon

Reinforcement: Multiple aramid plies

Cover: Black chloroprene; smooth finish

Temp. Range: 0°F to +200°F (-18°C to +93°C)

Brand Method: White ink

Brand Example: PARKER SERIES 7108 PAINT FLUID HOSE (ID) XXX PSI MAX WP

Design Factor: 4:1

Industry Standards: None applicable

Applications:

- Lacquers, light chemicals, paints, solvents, thinners
- Connector, mixing, transfer service

Vacuum: Not rated

Compare to: Boston Nyall; ContiTech NR Spray; Gates 77B

⚠️ WARNINGS!

- ▶ It is the responsibility of the user to determine if the hose is suitable for the application. Most chemical resistance guides are based on temperatures of 70°F (21°C). Elevated temperatures can change the chemical resistance ratings. Many chemicals will become more aggressive as temperatures increase, reducing the ability of hose compounds to withstand them. Contact Parker for chemical compatibility data at elevated temperatures. If no data exists, users are required to perform compatibility testing at the desired temperature.
- ▶ Do not use in high pressure paint spray applications requiring a statically conductive hose.

WILDCATTER®

Blue Chemical Hose

Series SWC693B



[view on web page](#)

Series SWC693B is a high pressure, high temperature suction and discharge hose designed to transfer, transport and blend/mix the vast majority of commonly used acids, chemicals and solvents. The extremely flexible, lightweight and kink resistant corrugated design easily winds onto truck-mounted reels that service oilfield drilling sites. The hose construction incorporates a dual wire helix that provides full suction capability, superior kink resistance, minimal force-to-bend and a path to conduct a static electrical charge to ground. The distinctive blue cover is resistant to abrasion, mild chemicals and ozone.

The Wildcatter trade name indicates the product is designed and manufactured for premium service in oilfield applications. However, Wildcatter products may be used in other industries, markets and applications where the product meets the required performance criteria.

Crimp Specifications

For currently qualified crimp specifications including coupling designation, refer to CrimpSource at www.parker.com/crimpsource.

# Part Number	ID (in)	ID (mm)	Reinf Layers	OD (in)	OD (mm)	Approx Wt (lbs/ft)	Approx Wt (kg/m)	Min Bend Rad (in)	Min Bend Rad (mm)	Max WP (psi)	Max WP (bar)	Perm Cplg Rec *	Nom Std Pack Qty (ft)	Pkg Type
SWC693B-1000	1	25.4	2	1.4	34.9	0.38	0.57	1	25	250	17	*	100	Coil
SWC693B-1250	1-1/4	31.8	2	1.6	41.3	0.48	0.72	1	33	250	17	*	100	Coil
SWC693B-1500	1-1/2	38.1	2	1.9	47.8	0.62	0.92	2	38	250	17	*	100	Coil
SWC693B-2000	2	50.8	2	2.4	61.9	0.93	1.39	2	51	250	17	*	100	Coil
SWC693B-3000	3	76.2	2	3.4	87.3	1.45	2.16	5	114	200	14	*	100	Coil
SWC693B-4000	4	101.6	2	4.5	114.3	2.17	3.23	8	203	200	14	*	100	Coil

WARNING: This product can expose you to chemicals including Titanium Dioxide, which is known to the State of California to cause cancer. For more information go to www.p65warnings.ca.gov.

Tube: Translucent ultra high molecular weight polyethylene (UHMWPE)

Reinforcement: Multiple textile plies with dual wire helix

Cover: Blue EPDM; corrugated wrapped finish

Temp. Range: -40°F to +180°F (-40°C to +82°C)

Brand Method: Yellow text on blue stripe

Brand Example: PARKER **WILDCATTER** SWC693B CHEMICAL HOSE UHMW TUBE
MAX WP XXX PSI

Design Factor: 4:1

Industry Standards: None applicable

Applications:


- Acids; chemicals; DEF fill & suction/transfer; solvents
- In-plant and tank transfer delivery, transport
- General industrial, oilfield

Vacuum: 29" Hg (737 mm Hg)

⚠️ WARNINGS!

- ▶ The data tables published in the Media Compatibility section of Catalog 4800 are based on tests and believed to be reliable—but the data should be used ONLY as a guide. The compatibility ratings for rubber/non-PVC materials apply to media at 70°F (21°C). However, chemicals may become increasingly aggressive as their temperatures progress above that level. Chemicals at elevated temperatures typically exceed the performance capability of a hose, even if that hose's general rating exceeds 70°F (21°C). Contact Parker for chemical compatibility data at elevated temperatures. If no data exists, it is the user's responsibility to determine hose/chemical/temperature compatibility. All critical applications should be tested.
- ▶ At operating temperatures of 125°F and above, only permanently attached couplings should be installed. At any operating temperature, couplings attached with bands or clamps may reduce the working pressure of the hose assembly to less than the maximum rated working pressure of the hose. Refer to the NAHAD Industrial Hose Assembly Guidelines.
- ▶ Do not use with internally expanded couplings. Refer to chemical hoses that incorporate a MXLPE tube.

Engine and Coolant Hose



E-Z FORM™ GS General Service Hose

Series 7395



[view on web page](#)

Series 7395 hose construction incorporates a tube that is resistant to commonly used coolant mixtures, a wire helix that provides full suction/vacuum capability and a path to conduct a static electrical charge to ground, and a cover that is resistant to abrasion, mild chemicals, heat and ozone. The unique Greek cover corrugations are tightly pitched and precision-engineered, providing minimal force-to-bend, superior kink resistance, and extreme flexibility to allow for routing through confined spaces where formed hose is normally required.

NOTE: Do not drag across sharp edges or highly abrasive surfaces.

WARNING: This product can expose you to chemicals including Carbon Black, which is known to the State of California to cause cancer. For more information go to www.p65warnings.ca.gov.

Tube: Black EPDM

Reinforcement: Multiple textile braids or plies with wire helix

Cover: Black EPDM; Greek corrugated finish

Temp. Range: -50°F to +257°F (-45°C to +125°C)

Brand Method: Black text on blue stripe

Brand Example: PARKER SERIES 7395 E-Z FORM™ GS
HOSE XXX PSI MAX WP

Design Factor: 4:1

Industry Standards: SAE J20R2-D1 performance
UL94 Flame Resistance Rating HB

Applications:

- Air, coolant, mild chemicals, water
- Coolant systems, drain lines, vacuum service
- SAE-performance in engine coolant service, general industrial















Vacuum: 29" Hg (737 mm Hg)

(Continued on the following page)

Series 7395 – E-Z FORM™ GS General Service Hose (Continued)

Crimp Specifications

For currently qualified crimp specifications including coupling designation, refer to CrimpSource at www.parker.com/crimpsource.

# Part Number	 Nom ID (in)	 Nom ID (mm)	 Reinf Layers	 OD (in)	 OD (mm)	 Approx Wt (lbs/ft)	 Approx Wt (kg/m)	 Min Bend Rad (in)	 Min Bend Rad (mm)	 Max WP (psi)	 Max WP (bar)	 Perm Cplg Rec *	 Nom Std Pack Qty (ft)	 Pkg Type
7395-0500025	1/2	12.7	2	0.9	23.8	0.27	0.40	0.9	24.1	75	5	HY	25	Carton
7395-0500300													300	Reel
7395-0625025	5/8	15.9	2	1.1	27.0	0.33	0.49	1.3	32.7	75	5	HY	25	Carton
7395-0625300													300	Reel
7395-0750025	3/4	19.1	2	1.2	30.0	0.35	0.52	1.4	36.3	75	5	HY	25	Carton
7395-0750300													300	Reel
7395-0875025	7/8	22.2	2	1.3	32.8	0.38	0.57	1.4	36.3	75	5	*	25	Carton
7395-0875300													300	Reel
7395-1000025	1	25.4	2	1.4	36.0	0.41	0.61	1.4	36.3	75	5	HY	25	Carton
7395-1000300													300	Reel
7395-1125025	1-1/8	28.6	2	1.5	38.0	0.42	0.63	1.8	46.5	75	5	*	25	Carton
7395-1250025													25	Carton
7395-1250130	1-1/4	31.8	2	1.7	43.0	0.50	0.75	2.2	56.7	75	5	HY	130	Coil
7395-1375025	1-3/8	34.9	2	1.8	46.0	0.54	0.80	2.8	70.5	75	5	*	25	Carton
7395-1375130													130	Coil
7395-1500025	1-1/2	38.1	2	1.9	49.0	0.58	0.86	2.9	74.1	75	5	43	25	Carton
7395-1500130													130	Coil
7395-1750025	1-3/4	44.5	2	2.2	56.0	0.68	1.01	4.0	101.0	75	5	*	25	Carton
7395-2000025													25	Carton
7395-2000130	2	50.8	2	2.5	63.0	0.96	1.43	4.6	117.4	75	5	43	130	Coil
7395-2250025	2-1/4	57.1	2	2.8	70.0	1.08	1.61	6.5	165.2	75	5	*	25	Carton
7395-2250130													130	Coil
7395-2500025	2-1/2	63.5	2	3.0	76.5	1.17	1.74	7.2	182.5	75	5	*	25	Carton
7395-2500130													130	Coil
7395-3000025	3	76.2	2	3.5	90.0	1.51	2.25	8.8	224.2	75	5	*	25	Carton
7395-3000130													130	Coil
7395-3500025	3-1/2	88.9	2	4.1	104.0	1.92	2.86	11.7	298.0	75	5	*	25	Carton
7395-3500130													130	Coil
7395-4000025	4	101.6	2	4.6	116.0	2.20	3.28	13.4	340.3	75	5	*	25	Carton
7395-4000130													130	Coil

WARNING: This product can expose you to chemicals including Carbon Black, which is known to the State of California to cause cancer. For more information go to www.p65warnings.ca.gov.

WARNING! Couplings attached with bands or clamps may reduce the working pressure of the hose assembly to less than the maximum rated working pressure of the hose. Refer to the NAHAD Industrial Hose Assembly Guidelines.

E-Z FORM™ MP Multipurpose Oil Resistant Hose

Series 7219



view on web page

Series 7219 hose construction incorporates a tube that is resistant to a oil and refined fuels, a wire helix that provides full suction/vacuum capability and a path to conduct a static electrical charge to ground, and a cover that is resistant to oil and weathering. The unique Greek corrugations are tightly pitched and precision-engineered, providing minimal force-to-bend, superior kink resistance, extreme flexibility and allow for routing through confined spaces where formed hose is normally required.

- NOTES:**
- Do not use in fuel dispensing or service applications requiring API, NFPA, UL, ULC or any other agency approval or listing.
 - Refer to the Refined Fuel/Hose Compatibility Table in the Media Compatibility section.
 - Do not drag across sharp edges or highly abrasive surfaces.

⚠ WARNING: This product can expose you to chemicals including Carbon Black, which is known to the State of California to cause cancer. For more information go to www.p65warnings.ca.gov.

Tube: Black nitrile

Reinforcement: Multiple textile plies with wire helix

Cover: Black chloroprene; Greek corrugated finish

Temp. Range: Sizes 1/2", 5/8", 3/4" and 1": -30F° to

+250°F (-34°C to +121°C)

All other sizes: -30°F to +212°F (-34°C to +100°C)

Brand Method: Black text on red stripe

Brand Example: PARKER SERIES 7219 E-Z FORM™ MP
HOSE 75 PSI MAX WP

Design Factor: 4:1

Industry Standards: None applicable

Applications:

- Biodiesel (to B20 in dedicated and non-dedicated service), diesel, ethanol, gasoline, oil
- Oil suction/return lines; vehicle fuel fill connector lines; drain lines
- Buses, cranes, mobile off-road equipment

Vacuum: 29" Hg (737 mm Hg)















(Continued on the following page)

⚠ WARNING! Couplings attached with bands or clamps may reduce the working pressure of the hose assembly to less than the maximum rated working pressure of the hose. Refer to the NAHAD Industrial Hose Assembly Guidelines.

Series 7219 – E-Z FORM™ MP Multipurpose Oil Resistant Hose (Continued)

Crimp Specifications

For currently qualified crimp specifications including coupling designation, refer to CrimpSource at www.parker.com/crimpsource.


# Part Number	 Nom ID (in)	 Nom ID (mm)	 Reinf Layers	 OD (in)	 OD (mm)	 Approx Wt (lbs/ft)	 Approx Wt (kg/m)	 Min Bend Rad (in)	 Min Bend Rad (mm)	 Max WP (psi)	 Max WP (bar)	 Perm Cplg Rec *	 Nom Std Pack Qty (ft)	 Pkg Type
7219-0500025	1/2	12.7	2	0.9	23.8	0.30	0.45	0.9	24.1	75	5	HY	25	Carton
7219-0500300													300	Reel
7219-0625025	5/8	15.9	2	1.1	27.0	0.37	0.55	1.3	32.7	75	5	HY	25	Carton
7219-0625300													300	Reel
7219-0750025	3/4	19.1	2	1.2	30.0	0.39	0.58	1.4	36.3	75	5	HY	25	Carton
7219-0750300													300	Reel
7219-1000025	1	25.4	2	1.4	36.0	0.46	0.69	1.4	36.3	75	5	HY	25	Carton
7219-1000300													300	Reel
7219-1250025	1-1/4	31.8	2	1.7	43.0	0.50	0.75	2.2	56.7	75	5	HY	25	Carton
7219-1250130													130	Coil
7219-1500025	1-1/2	38.1	2	1.9	49.0	0.58	0.86	2.9	74.1	75	5	43	25	Carton
7219-1500130													130	Coil
7219-1625025	1-5/8	41.3	2	2.1	53.0	0.64	0.95	3.6	92.4	75	5	*	25	Carton
7219-1750025	1-3/4	44.5	2	2.2	56.0	0.68	1.01	4.0	101.0	75	5	*	25	Carton
7219-2000025	2	50.8	2	2.5	63.0	0.96	1.43	4.6	117.4	75	5	43	25	Carton
7219-2000130													130	Coil
7219-2250025	2-1/4	57.2	2	2.8	70.0	1.08	1.61	6.5	165.2	75	5	*	25	Carton
7219-2500025	2-1/2	63.5	2	3.0	76.5	1.17	1.74	7.2	182.5	75	5	*	25	Carton
7219-2500130													130	Coil
7219-3000025	3	76.2	2	3.5	90.0	1.51	2.25	8.8	224.2	75	5	*	25	Carton
7219-3500025	3-1/2	88.9	2	4.1	104.0	1.92	2.86	11.7	298.0	75	5	*	25	Carton
7219-4000025	4	101.6	2	4.6	116.0	2.20	3.28	13.4	340.3	75	5	*	25	Carton

WARNING: This product can expose you to chemicals including Carbon Black, which is known to the State of California to cause cancer. For more information go to www.p65warnings.ca.gov.

E-Z FORM™ HT

High Temperature Hose

Series 7399



[view on web page](#)

Series 7399 hose construction incorporates a high temperature and oil resistant tube, a wire helix that provides full suction/vacuum capability and a path to conduct a static electrical charge to ground, and a cover that is resistant to high temperatures, oil and weathering. The unique Greek corrugations are tightly pitched and precision-engineered, providing minimal force-to-bend, superior kink resistance, extreme flexibility and allow for routing through confined spaces where formed hose is normally required.

NOTE: Do not drag across sharp edges or highly abrasive surfaces.

Crimp Specifications

For currently qualified crimp specifications including coupling designation, refer to CrimpSource at www.parker.com/crimpsource.

# Part Number	ID (in)	ID (mm)	Reinf Layers	OD (in)	OD (mm)	Approx Wt (lbs/ft)	Approx Wt (kg/m)	Min Bend Rad (in)	Min Bend Rad (mm)	Max WP (psi)	Max WP (bar)	Perm Cplg Rec *	Nom Std Pack Qty (ft)	Pkg Type
7399-0500025	1/2	12.7	2	0.9	23.8	0.29	0.43	0.9	24.1	150	10	*	25	Carton
7399-0500300													300	Reel
7399-0625025	5/8	15.9	2	1.1	27.0	0.36	0.54	1.3	32.7	150	10	HY	25	Carton
7399-0625300													300	Reel
7399-0750025	3/4	19.1	2	1.2	30.0	0.38	0.57	1.4	36.3	150	10	HY	25	Carton
7399-0750300													300	Reel
7399-0875025	7/8	22.2	2	1.3	32.8	0.41	0.61	1.4	36.3	150	10	*	25	Carton
7399-0875300													300	Reel
7399-1000025	1	25.4	2	1.4	36.0	0.44	0.66	1.4	36.3	150	10	HY	25	Carton
7399-1000300													300	Reel

WARNING: This product can expose you to chemicals including Carbon Black, which is known to the State of California to cause cancer. For more information go to www.p65warnings.ca.gov.

Tube: Black CPE

Reinforcement: Multiple textile braids with wire helix

Cover: Black hydrogenated nitrile; Greek corrugated finish

Temp. Range: -40°F to +302°F (-40°C to +150°C)

Brand Method: Black text on yellow stripe

Brand Example: PARKER SERIES 7399 E-Z FORM™ HT HOSE (ID) 150 PSI MAX WP

Design Factor: 4:1

Industry Standards: None applicable

Applications:

- Oil suction/return lines; non-SAE power steering return lines
- Drain lines
- Buses, cranes, trucks, mobile/heavy-duty off-road equipment

Vacuum: 29" Hg (737 mm Hg)

WARNING! Couplings attached with bands or clamps may reduce the working pressure of the hose assembly to less than the maximum rated working pressure of the hose. Refer to the NAHAD Industrial Hose Assembly Guidelines.

SUPER-FLEX® FL-7 Barrier Fuel Line Hose

Series 389



[view on web page](#)

Series 389 hose incorporates a THV barrier to resist permeation, multiple aramid plies of reinforcement for coupling retention, durability and kink resistance. The cover is resistant to abrasion, oil and weathering. The hose is flexible for easy routing around small engines and compartments. Series 389 surpasses all of the current California Air Resource Board (CARB)/ Small Off-Road Engine (SORE) and Environmental Protection Agency (EPA) stringent permeation requirements of 15g/m²/day. It also meets or exceeds SAE J30R7 and SAE J30R14T2 specifications.

- NOTES:**
- Refer to the Refined Fuel/Hose Compatibility Table in the Media Compatibility section.
 - Do not use in marine fuel applications. Refer to Series 7165.

Crimp Specifications

For currently qualified crimp specifications including coupling designation, refer to CrimpSource at www.parker.com/crimpsource.

# Part Number	ID (in)	ID (mm)	Reinf Layers	OD (in)	OD (mm)	Approx Wt (lbs/ft)	Approx Wt (kg/m)	Min Bend Rad (in)	Min Bend Rad (mm)	Max WP (psi)	Max WP (bar)	Perm Cplg Rec *	Nom Std Pack Qty (ft)	Pkg Type
38903	3/16	4.8	2	0.4	10.3	0.06	0.09	1	33	100	7	*	250	Reel
38904	1/4	6.4	2	0.5	12.7	0.09	0.13	2	38	100	7	HY	250	Reel
38905	5/16	7.9	2	0.6	14.3	0.11	0.16	2	51	100	7	HY	250	Reel
38906	3/8	9.8	2	0.6	15.8	0.12	0.18	3	64	100	7	HY	250	Reel
38908	1/2	12.7	2	0.8	19.8	0.18	0.27	4	102	100	7	HY	250	Reel
38910	5/8	15.9	2	0.9	23.9	0.24	0.36	5	127	100	7	*	250	Reel

WARNING: This product can expose you to chemicals including DEHP, which is known to the State of California to cause cancer and birth defects or other reproductive harm. For more information go to www.p65warnings.ca.gov.

Tube: Black nitrile and translucent THV barrier

Reinforcement: Multiple aramid plies

Cover: Black CPE, smooth finish

Temp. Range: -40°F to + 257 °F (-40°C to +125°C)

Brand Method: White ink

Brand Example: PARKER SERIES 389 SUPER-FLEX® FL-7 (ID) SAE J30R7/R14T2 FUEL LINE (x) PKHPLINE 389 EPA COMPLIANT 15 g/m²/day CARB Q-08-013 MAX WP 100 PSI

NOTE: (x) changes every year

Design Factor: 5:1

Industry Standards: CARB 2020 SORE, EPA, SAE J30R7, SAE J30R14T2

Applications:

- Low pressure fuel lines on blowers, grinders, mowers, off-road engines, pressure washers, saws
- Biodiesel (to B20 in dedicated and non-dedicated service), diesel, ethanol, gasoline
- Agricultural equipment, autos, buses, construction equipment, off-road equipment

Vacuum: 3/16" ID through 3/8" ID @ 24" Hg (609 mm Hg); 1/2" ID through 3/4" ID @ 10" Hg (254 mm Hg)

Compare to: Avon Greenbar 700, Gates 4219B

WARNING! Couplings attached with bands or clamps may reduce the working pressure of the hose assembly to less than the maximum rated working pressure of the hose. Refer to the NAHAD Industrial Hose Assembly Guidelines.

SUPER-FLEX® FL Barrier Fuel Line Hose

Series 397



[view on web page](#)

Series 397 incorporates a barrier to resist permeation and the cover is resistant to abrasion, oil and weathering. The hose is flexible for easy routing around small engines and compartments. Series 397 surpasses requirements of 15g/m²/day, and provides SAE J30R7/30R14T2 performance.

- NOTES:**
- Refer to the Refined Fuel/Hose Compatibility Table in the Media Compatibility section.
 - Do not use in marine fuel applications. Refer to Series 7165.

Crimp Specifications

For currently qualified crimp specifications including coupling designation, refer to CrimpSource at www.parker.com/crimpsource.

#														
Part Number	ID (in)	ID (mm)	Reinf Layers	OD (in)	OD (mm)	Approx Wt (lbs/ft)	Approx Wt (kg/m)	Min Bend Rad (in)	Min Bend Rad (mm)	Max WP (psi)	Max WP (bar)	Perm Cplg Rec *	Nom Std Pack Qty (ft)	Pkg Type
39703	3/16	4.7	1	0.4	11.1	0.06	0.09	1	33	100	7	*	250	Reel
39704	1/4	6.4	1	0.5	12.7	0.09	0.13	2	38	100	7	HY	250	Reel
39705	5/16	7.9	1	0.6	14.2	0.11	0.16	2	51	100	7	HY	250	Reel
39706	3/8	9.5	1	0.7	16.7	0.12	0.18	3	64	100	7	HY	250	Reel
39708	1/2	12.7	1	0.8	21.0	0.18	0.27	4	102	100	7	HY	250	Reel
39710	5/8	15.9	2	0.9	23.9	0.23	0.34	5	127	35	2	*	250	Reel

WARNING: This product can expose you to chemicals including Carbon Black, which is known to the State of California to cause cancer. For more information go to www.p65warnings.ca.gov.

Tube: Black nitrile and translucent thermoplastic barrier

Reinforcement: One textile braid or multiple textile plies

Cover: Black CPE, smooth finish

Temp. Range: -30°F to +257°F (-34°C to +125°C)

Brand Method: White ink

Brand Example: PARKER SERIES 397 (P/N) SUPER-FLEX® FL (ID) LOW PERMEATION FUEL LINE (x) PKHPLINE 397 EPA COMPLIANT EPA COMPLIANT 15 g/m²/day C-U-06-010 MAX WP 100 PSI

NOTE: (x) changes every year

Design Factor: 5:1

Industry Standards: EPA, SAE J30R7/J30R14T2 (Performance)

Applications:

- Low pressure fuel lines on blowers, grinders, mowers, off-road engines, pressure washers, saws
- Biodiesel (to B100 in dedicated and non-dedicated service), diesel, ethanol, gasoline
- Agricultural equipment, autos, buses, construction equipment, off-road equipment

Vacuum: 3/16" ID through 3/8" ID @ 24" Hg (609 mm Hg); 1/2" ID through 3/4" ID @ 10" Hg (254 mm Hg)

Compare to: Avon Greenbar, Mark IV PermaSeal

WARNING! Couplings attached with bands or clamps may reduce the working pressure of the hose assembly to less than the maximum rated working pressure of the hose. Refer to the NAHAD Industrial Hose Assembly Guidelines.

Fuel Line/Vapor Emission Hose

Series 395



[view on web page](#)

Series 395 hose is flexible for easy routing in and around small engines and small engine compartments, and the cover is resistant to abrasion, oil and weathering.

- NOTES:**
- Refer to the Refined Fuel/Hose Compatibility Table in the Media Compatibility section.
 - Do not use in marine fuel applications. Refer to Series 7165.

Crimp Specifications

For currently qualified crimp specifications including coupling designation, refer to CrimpSource at www.parker.com/crimpsource.

#	ID		Reinf Layers	OD		Approx Wt		Min Bend Rad		Max WP		Perm Cplg Rec *	Nom Std Pack Qty (ft)	Pkg Type
Part Number	(in)	(mm)		(in)	(mm)	(lbs/ft)	(kg/m)	(in)	(mm)	(psi)	(bar)			
39553	3/16	4.8	2	0.4	10.3	0.07	0.10	2	51	75	5	*	250	Carton
39550	1/4	6.4	2	0.5	12.7	0.10	0.15	2	51	50	3	HY	250	Carton
39551	5/16	7.9	2	0.6	14.3	0.11	0.16	3	76	50	3	*	250	Carton
39552	3/8	9.5	2	0.6	15.9	0.14	0.21	4	89	50	3	HY	250	Carton
39554	1/2	12.7	2	0.8	19.8	0.17	0.25	4	102	35	2	HY	250	Reel

WARNING: This product can expose you to chemicals including Carbon Black, which is known to the State of California to cause cancer. For more information go to www.p65warnings.ca.gov.

Tube: Black nitrile

Reinforcement: Multiple textile plies

Cover: Black chloroprene; smooth finish

Temp. Range: -40°F to +257 °F (-40°C to +125°C)

Brand Method: White ink

Brand Example: (ID) FUEL/VAPOR LINE SAE 30R7

Design Factor: 5:1

Industry Standards: SAE J30R7

Applications:

- Low pressure fuel lines, vapor emission service
- Biodiesel (to B20 in dedicated and non-dedicated service), diesel, ethanol, gasoline
- Agricultural equipment, autos, buses, construction equipment, off-road equipment

Vacuum: 24" Hg (3/16" ID through 3/8" ID); 10" Hg (1/2" ID)

Compare to: Thermoid Fueling, Vapor Emission and Crankcase Ventilation SAE 30R7

WARNING! Couplings attached with bands or clamps may reduce the working pressure of the hose assembly to less than the maximum rated working pressure of the hose. Refer to the NAHAD Industrial Hose Assembly Guidelines.

Heater Hose

Series 7181



[view on web page](#)

Series 7181 hose construction designed to SAEJ20R3 D-2 provides electrochemical resistance (ECR) to inhibit striations and rusting of hose-to-metal interfaces, and high temperature performance. The hose is resistant to abrasion, mild chemicals and weathering.

Crimp Specifications

For currently qualified crimp specifications including coupling designation, refer to CrimpSource at www.parker.com/crimpsource.

# Part Number	ID (in)	ID (mm)	Reinf Layers	OD (in)	OD (mm)	Approx Wt (lbs/ft)	Approx Wt (kg/m)	Min Bend Rad (in)	Min Bend Rad (mm)	Max WP (psi)	Max WP (bar)	Perm Cplg Rec *	Nom Std Pack Qty (ft)	Pkg Type
7181-251	1/4	6.4	2	0.5	13.4	0.10	0.15	3	64	65	5	*	700	Reel
7181-311	5/16	8.0	2	0.6	15.0	0.13	0.27	5	127	65	5	*	700	Reel
7181-381	3/8	9.5	2	0.7	17.5	0.16	0.24	5	127	65	5	*	600	Reel
7181-501	1/2	12.7	2	0.8	20.7	0.19	0.28	6	152	65	5	*	500	Reel
7181-631	5/8	15.9	2	0.9	23.9	0.23	0.34	8	203	65	5	HY	500	Reel
7181-631050	5/8	15.9	2	0.9	23.9	0.23	0.37	8	203	65	5	HY	5 x 50	Carton
7181-751	3/4	19.1	2	1.1	27.1	0.27	0.40	9	229	50	3	*	500	Reel
7181-1001	1	25.4	2	1.3	34.0	0.37	0.55	12	305	45	3	*	300	Reel

WARNING: This product can expose you to chemicals including Carbon Black, which is known to the State of California to cause cancer. For more information go to www.p65warnings.ca.gov.

Tube: Black EPDM

Reinforcement: Multiple textile plies

Cover: Black EPDM; smooth finish

Temp. Range: -40°F to +257°F (-40°C to +125°C)

Brand Method: White ink

Brand Example: PARKER SERIES 7181 HEATER HOSE
SAE 20R3EC D-2 (ID) XX PSI MAX WP
ELECTROCHEMICALLY RESISTANT

Design Factor: 4:1

Industry Standards: SAE J20R3EC Class D2

Applications:

- Coolant, hot water, mild chemicals
- Industrial and vehicle coolant systems; low pressure drain lines
- Agriculture, construction, general industrial, transportation

Vacuum: 1/4" ID through 1/2" ID @ 10" Hg (254 mm Hg);
5/8" ID @ 8" Hg (203 mm Hg);
3/4" ID @ 7" Hg (179 mm Hg);
1" ID @ 6" Hg (152 mm Hg)

Compare to: ContiTech OEM; Gates Green Stripe

WARNING! Couplings attached with bands or clamps may reduce the working pressure of the hose assembly to less than the maximum rated working pressure of the hose. Refer to the NAHAD Industrial Hose Assembly Guidelines.

Heater Hose

Series 7186

















[view on web page](#)

Series 7186 is a flexible, lightweight coolant/heater/water hose for standard duty service. The EPDM construction is resistant to abrasion, mild chemicals and weathering.

Crimp Specifications

For currently qualified crimp specifications including coupling designation, refer to CrimpSource at www.parker.com/crimpsource.

# Part Number	 ID (in)	 ID (mm)	 Reinf Layers	 OD (in)	 OD (mm)	 Approx Wt (lbs/ft)	 Approx Wt (kg/m)	 Min Bend Rad (in)	 Min Bend Rad (mm)	 Max WP (psi)	 Max WP (bar)	 Perm Cplg Rec *	 Nom Std Pack Qty (ft)	 Pkg Type
7186-501	1/2	12.7	2	0.8	19.8	0.17	0.25	6	152	125	9	*	500	Reel
7186-501050													5 x 50	Carton
7186-631	5/8	15.9	2	0.9	23.0	0.20	0.30	8	203	90	6	*	500	Reel
7186-631050													5 x 50	Carton
7186-751	3/4	19.1	2	1.0	26.2	0.24	0.36	9	229	70	5	*	500	Reel
7186-751050													5 x 50	Carton

WARNING: This product can expose you to chemicals including Carbon Black, which is known to the State of California to cause cancer. For more information go to www.p65warnings.ca.gov.

Tube: Black EPDM

Reinforcement: Multiple textile plies

Cover: Black EPDM; smooth finish

Temp. Range: -40°F to +212°F (-40°C to +100°C)

Brand Method: White ink

Brand Example: PARKER SERIES 7186 HEATER HOSE (ID)

Design Factor: 4:1

Industry Standards: None applicable

Applications:

- Coolant, hot water, mild chemicals
- Industrial and vehicle coolant systems; low pressure drain line
- Agriculture, construction, general industrial, transportation

Vacuum: 1/2" ID @ 10" Hg (254 mm Hg);

5/8" ID @ 8" Hg (203 mm Hg);

3/4" ID @ 7" Hg (179 mm Hg)

Compare to: Thermoid Black Standard Heater

WARNING! Couplings attached with bands or clamps may reduce the working pressure of the hose assembly to less than the maximum rated working pressure of the hose. Refer to the NAHAD Industrial Hose Assembly Guidelines.

Silicone Heater Hose / Standard Wall

Series 6722



[view on web page](#)

Series 6722 silicone heater hose meets or exceeds SAE J20R3 Class A requirements. The multiple plies of textile reinforcement and extruded construction provide long and flexible lengths that resist coolant solutions, aging, cold leaks, cracking, delamination, ozone and peeling.

Crimp Specifications

For currently qualified crimp specifications including coupling designation, refer to CrimpSource at www.parker.com/crimpsource.

# Part Number	 Size (in)	 ID (in)	 ID (mm)	 OD (in)	 OD (mm)	 Approx Wt (lbs/ft)	 Approx Wt (kg/m)	 Min Bend Rad (in)	 Min Bend Rad (mm)	 Min Burst Press (psi)	 Min Burst Press (bar)	 Nom Std Pack Qty (ft)	 Pkg Type
6722-0250050	1/4	0.250	6.4	0.5	13.4	0.10	0.15	1	13	250	17	50	Carton
6722-0250250												250	Reel
6722-0313100	5/16	0.313	8.0	0.6	15.0	0.12	0.18	1	18	250	17	100	Reel
6722-0375050	3/8	0.375	9.5	0.7	17.5	0.13	0.19	1	19	250	17	50	Carton
6722-0375250												250	Reel
6722-0500050	1/2	0.500	12.7	0.8	20.7	0.17	0.25	2	38	250	17	50	Carton
6722-0500250												250	Reel
6722-0625050	5/8	0.625	15.9	0.9	23.9	0.24	0.36	2	45	250	17	50	Carton
6722-0625100												100	Reel
6722-0625250												250	Reel
6722-0750050	3/4	0.750	19.1	1.1	27.1	0.26	0.39	3	70	200	14	50	Carton
6722-0750100												100	Reel
6722-1000050	1	1.000	25.4	1.3	34.0	0.34	0.51	5	127	175	12	50	Carton
6722-1000100												100	Reel

Tube: Brick red silicone

Reinforcement: Multiple high temperature textile plies

Cover: Blue silicone, glossy finish

Temp. Range: -65°F to +347°F (-53°C to +175°C)

Brand Method: Impression

Brand Example: PARKER SILICONE SERIES 6722 (ID)
-65°F TO +350°F

Max. Rec. WP: 1/3 of minimum burst pressure shown in table below

Industry Standards: SAE J20R3 Class A

Applications:

- Automobiles, buses, mobile/off-road equipment, trucks
- Other equipment or vehicles with heating lines

Vacuum: 1/4" ID through 1/2" ID @ 10" Hg (33.8 kPa);

5/8" ID @ 8" Hg (27.0 kPa);

3/4" ID @ 7" Hg (23.6 kPa);


1" ID @ 6" Hg (20.3 kPa)

Compare to: Federal 5526; Flexfab Blue 5526; Purosil 80

⚠ WARNING! Couplings attached with bands or clamps may reduce the working pressure of the hose assembly to less than the maximum rated working pressure of the hose. Refer to the NAHAD Industrial Hose Assembly Guidelines.

Silicone Heater Hose / Heavy Wall

Series 6723



[view on web page](#)

Series 6723 thick wall silicone heater hose meets or exceeds SAE J20R3 Class A requirements. The multiple plies of textile reinforcement and extruded construction provide long and flexible lengths that resist coolant solutions, aging, cold leaks, cracking, delamination, ozone and peeling.

Crimp Specifications

For currently qualified crimp specifications including coupling designation, refer to CrimpSource at www.parker.com/crimpsource.

# Part Number	 Size (in)	 ID (in)	 ID (mm)	 OD (in)	 OD (mm)	 Approx Wt (lbs/ft)	 Approx Wt (kg/m)	 Min Bend Rad (in)	 Min Bend Rad (mm)	 Min Burst Press (psi)	 Min Burst Press (bar)	 Perm Cplg Rec *	 Nom Std Pack Qty (ft)	 Pkg Type
6723-0375250	3/8	0.375	9.5	0.8	19.4	0.15	0.22	1	16	250	17	HY	250	Reel
6723-0625050	5/8	0.625	15.9	1.0	25.8	0.27	0.40	2	38	250	17	HY	50	Carton
6723-0750100	3/4	0.750	19.1	1.1	29.0	0.29	0.43	2	60	200	14	HY	100	Reel
6723-1000050	1	1.000	25.4	1.4	35.3	0.39	0.58	4	102	175	12	HY	50	Carton

Tube: Brick red silicone

Reinforcement: Multiple high temperature textile plies

Cover: Blue silicone, glossy finish

Temp. Range: -65°F to +350°F (-53°C to +176°C)

Brand Method: Impression

Brand Example: PARKER SILICONE SERIES 6723 (ID)
-65°F TO +350°

Max. Rec. WP: 1/3 of minimum burst pressure shown in table below

Industry Standards: SAE J20R3 Class A

Applications:

- Automobiles, buses, mobile/off-road equipment, trucks
- Other equipment or vehicles with heating lines

Vacuum: 3/8" ID @ 10" Hg (33.8 kPa);
5/8" ID @ 8" Hg (27.0 kPa);
3/4" ID @ 7" Hg (23.6 kPa);
1" ID @ 6" Hg (20.3 kPa)

Compare to: Flexfab Green 5521

⚠ WARNING! Couplings attached with bands or clamps may reduce the working pressure of the hose assembly to less than the maximum rated working pressure of the hose. Refer to the NAHAD Industrial Hose Assembly Guidelines.

Silicone Heater Hose

Series 6724



[view on web page](#)

Series 6724 silicone high temperature heater hose meets or exceeds SAE J20R3 Class A requirements. The multiple plies of textile reinforcement and extruded construction provide long and flexible lengths that resist coolant solutions, aging, cold leaks, cracking, delamination, ozone and peeling.

Crimp Specifications

For currently qualified crimp specifications including coupling designation, refer to CrimpSource at www.parker.com/crimpsource.

# Part Number	Size (in)	ID (in)	ID (mm)	OD (in)	OD (mm)	Approx Wt (lbs/ft)	Approx Wt (kg/m)	Min Bend Rad (in)	Min Bend Rad (mm)	Min Burst Press (psi)	Min Burst Press (bar)	Nom Std Pack Qty (ft)	Pkg Type
6724-0250250	1/4	0.250	6.4	0.5	13.4	0.10	0.15	1	13	250	17	250	Reel
6724-0375250	3/8	0.375	9.5	0.7	17.5	0.13	0.19	1	19	250	17	250	Reel

Tube: Brick red silicone

Reinforcement: Multiple high temperature textile plies

Cover: Blue silicone, glossy finish

Temp. Range: -65°F to +500°F (-53°C to +260°C)

Brand Method: Impression

Brand Example: PARKER SILICONE SERIES 6724 -65°F TO +500°F

Max. Rec. WP: 1/3 of minimum burst pressure shown in table below

Industry Standards: SAE J20R3 Class A

Applications:

- Automobiles, buses, mobile/off-road equipment, trucks
- Other equipment or vehicles with heating lines

Vacuum: 1/4" ID through 3/8" ID @ 10" Hg (33.8 kPa)

⚠ WARNING! Couplings attached with bands or clamps may reduce the working pressure of the hose assembly to less than the maximum rated working pressure of the hose. Refer to the NAHAD Industrial Hose Assembly Guidelines.

Silicone Coolant Hose / 3-Ply

Series 6750



[view on web page](#)

Series 6750 silicone construction meets or exceeds SAE J20R1 Class A requirements. This hose resists coolant solutions, aging, cold leaks, cracking, delamination, ozone and peeling. Series 6750 is manufactured on twelve-foot mandrels for tight dimensional tolerances and is offered in standard 3-foot lengths.

Crimp Specifications

For currently qualified crimp specifications including coupling designation, refer to CrimpSource at www.parker.com/crimpsource.

# Part Number	Size (in)	ID (in)	ID (mm)	Reinf Layers	OD (in)	OD (mm)	Approx Wt (lbs/ea)	Approx Wt (kg/ea)	Min Burst Press (psi)	Min Burst Press (bar)	Std Pack Qty (ea)	Pkg Type
6750-0750003	3/4	0.750	19.1	3	1.1	27.9	2.73	4.07	325	22	4 x 3-ft	Carton
6750-0875003	7/8	0.875	22.2	3	1.2	31.0	3.00	4.47	325	22	4 x 3-ft	Carton
6750-1000003	1	1.000	25.4	3	1.4	34.3	3.24	4.83	299	21	4 x 3-ft	Carton
6750-1125003	1-1/8	1.125	28.6	3	1.5	37.3	3.60	5.36	299	21	4 x 3-ft	Carton
6750-1250003	1-1/4	1.250	31.8	3	1.6	40.6	3.84	5.72	276	19	4 x 3-ft	Carton
6750-1500003	1-1/2	1.500	38.1	3	1.9	47.0	4.47	6.66	249	17	4 x 3-ft	Carton
6750-1625003	1-5/8	1.625	41.3	3	2.0	50.0	4.74	7.06	249	18	2 x 3-ft	Carton
6750-1750003	1-3/4	1.750	44.5	3	2.1	53.3	5.10	7.60	225	16	2 x 3-ft	Carton
6750-2000003	2	2.000	50.8	3	2.4	59.7	5.73	8.54	200	14	2 x 3-ft	Carton
6750-2375003	2-3/8	2.375	60.3	3	2.7	69.1	7.00	10.43	175	12	1 x 3-ft	Carton
6750-2500003	2-1/2	2.500	63.5	3	2.9	72.4	7.20	10.73	149	10	1 x 3-ft	Carton
6750-3000003	3	3.000	76.2	3	3.4	85.1	9.00	13.41	87	6	1 x 3-ft	Carton
6750-3500003	3-1/2	3.500	88.9	3	3.9	97.8	9.96	14.84	75	5	1 x 3-ft	Carton
6750-4000003	4	4.000	101.6	3	4.4	110.5	11.10	16.54	49	4	1 x 3-ft	Carton
6750-5000003	5	5.000	127.0	3	5.4	135.9	14.34	21.37	49	4	1 x 3-ft	Carton

Tube: Brick red silicone

Reinforcement: Multiple high temperature textile plies

Cover: Blue silicone, matte finish

Temp. Range: -65°F to +350°F (-53°C to +176°C)

Brand Method: Black ink

Brand Example: PARKER SILICONE SERIES 6750 (ID)
-65°F TO +350°F

Max. Rec. WP: 1/3 of minimum burst pressure shown in table below

Industry Standards: SAE J20R1 Class A

Applications:

- Automobiles, buses, mobile/off-road equipment, trucks
- Other equipment or vehicles with heating lines

Vacuum: 3/4" ID @ 8" Hg (27.0 kPa);

7/8" through 1" ID @ 7" Hg (23.6 kPa);

1-1/8" ID @ 6" Hg (20.3 kPa);

1-1/4" ID @ 5" Hg (16.9 kPa);

1-1/2" ID @ 3" Hg (10.1 kPa);

1-5/8" ID @ 2" Hg (6.8 kPa);


1-3/4" ID @ 1" Hg (3.4 kPa);

2" ID through 5" ID is not recommended

Compare to: Federal 5515; Flexfab Blue 5515; Flexfab Green 5500; Purosil 7030

Silicone Charge Air Cooler Hose / 4-Ply Hot Side

Series 6823

















[view on web page](#)

Series 6823 is a 4-ply silicone Charge Air Cooler (CAC) hose designed to connect and align segments of the air charge system of a heavy duty engine. The air charge system manages the flow of the cool/hot air between the turbocharger and the engine; the hot side CAC hose transfers hot air from the engine and also helps stabilize the system by compensating for vibrations. Series 6823 features a maximum temperature to +500°F (+260°C), while the red color is used for color-coding the hot side of the system.

Crimp Specifications

For currently qualified crimp specifications including coupling designation, refer to CrimpSource at www.parker.com/crimpsource.

# Part Number 6823	 Size (in)	 ID (in)	 ID (mm)	 Reinf Layers	 OD (in)	 OD (mm)	 Approx Wt (lbs/ea)	 Approx Wt (kg/ea)	 Min Bend Rad (in)	 Min Bend Rad (mm)	 Min Burst Press (psi)	 Min Burst Press (bar)	 Std Pack Qty (ea)	 Pkg Type
-30006000	3	3.00	76.2	4	3.2	81.8	0.37	0.55	n/a	n/a	80	6	6 x 6-in	Carton
-300035006000	3 x 3-1/2	3.00 x 3.50	76.2 x 88.9	4	3.2 x 3.7	81.8 x 94.5	0.40	0.60	n/a	n/a	80	6	6 x 6-in	Carton
-35006000	3-1/2	3.50	88.9	4	3.7	94.5	0.43	0.64	n/a	n/a	80	6	6 x 6-in	Carton
-40006000	4	4.00	101.6	4	4.22	107.2	0.55	0.82	n/a	n/a	80	6	6 x 6-in	Carton
-40008000	4	4.00	101.6	4	4.2	107.2	0.74	1.10	n/a	n/a	80	5.5	6 x 8-in	Carton

Tube: Brick red silicone

Reinforcement: Multiple high temperature aramid plies with external stainless steel retaining rings

Cover: Brick red silicone, matte finish

Temp. Range: -65°F to +500°F (-53°C to +260°C)

Brand Method: Black ink

Brand Example: PARKER SERIES 6823

Max. Rec. WP: 1/3 of minimum burst pressure shown in table below

Industry Standards: None applicable

Applications:

- Hot air connection between engine charge air system components
- Automobiles, buses, mobile/off-road equipment, trucks
- Other equipment or vehicles with heating lines

Vacuum: Not recommended

Compare to: Purosil 367

Silicone Coolant / Heater Hose

Series 6621



[view on web page](#)

Series 6621 hose construction meets SAE J20R2 Class A performance criteria and incorporates multiple plies of textile reinforcement for durability, a helical wire for limited suction capability and collapse/kink resistance, and resists coolant solutions, aging, cold leaks, cracking, delamination, ozone and peeling. The unique Greek corrugations are precision engineered, providing extreme flexibility and kink resistance for applications that require tight bends for routing through confined spaces where formed hoses might normally be required. Series 6621 is manufactured on 130-foot mandrels—providing the longest and most flexible continuous hose lengths in the industry—for tight dimensional tolerances and maximum inventory utilization.

NOTE: Do not drag across sharp edges or highly abrasive services.

Crimp Specifications

For currently qualified crimp specifications including coupling designation, refer to CrimpSource at www.parker.com/crimpsource.

# Part Number	Size (in)	ID (in)	ID (mm)	OD (in)	OD (mm)	Approx Wt (lbs/ft)	Approx Wt (kg/m)	Min Bend Rad (in)	Min Bend Rad (mm)	Min Burst Press (psi)	Min Burst Press (bar)	Nom Std Pack Qty (ft)	Pkg Type
6621-1000025	1	0.984	25.0	14	35.0	0.30	0.52	2	50	225	16	25	Carton
6621-1250025	1-1/4	1.260	32.0	1.7	43.0	0.40	0.60	3	80	225	16	25	Carton
6621-2000025	2	2.008	51.0	2.5	64.0	0.88	1.31	6	150	225	16	25	Carton

Tube: Black silicone (other colors available; contact Parker)

Reinforcement: Multiple high temperature textile plies with wire helix

Cover: Red Greek corrugated silicone, matte finish (other colors available; contact Parker)

Temp. Range: -76°F to +392°F (-60°C to +200°C)

Brand Method: Black text on yellow stripe

Brand Example: PARKER SILICONE SERIES 6621 -76°F to +392°F

Max. Rec. WP: 1/3 of minimum burst pressure shown in table below

Industry Standards: SAE J20R2 Class A and TMC RP303B performance; ISO 1307-1997 dimensional tolerance

Applications:

- Coolant transfer in heater and coolant circuits
- Automobiles, buses, mobile/off-road equipment, trucks

Vacuum: 18" hg (457 mm Hg)

SOFT-FLEX™ DEF Dispenser Hose

Series 7116M

















[view on web page](#)

Series 7116M hose construction incorporates a specially formulated EPDM tube and multiple plies of textile reinforcement for flexibility and kink resistance. The EPDM cover is resistant to abrasion, mild chemicals and ozone.

- NOTES:**
- To avoid DEF contamination, use only hose designed for the application, and stainless steel couplings to fabricate hose assemblies.
 - Do not use for oil or fuel service.

Crimp Specifications

For currently qualified crimp specifications including coupling designation, refer to CrimpSource at www.parker.com/crimpsource.

# Part Number	 ID (in)	 ID (mm)	 Reinf Layers	 OD (in)	 OD (mm)	 Approx Wt (lbs/ft)	 Approx Wt (kg/m)	 Min Bend Rad (in)	 Min Bend Rad (mm)	 Max WP (psi)	 Max WP (bar)	 Perm Cplg Rec *	 Nom Std Pack Qty (ft)	 Pkg Type
7116M-380	3/8	9.5	2	0.7	16.7	0.13	0.19	4	97	150	10	*	700	Reel
7116M-500	1/2	12.7	4	0.9	22.7	0.24	0.36	5	127	150	10	*	550	Reel
7116M-750	3/4	19.1	4	1.2	29.4	0.34	0.51	6	152	150	10	*	400	Reel

WARNING: This product can expose you to chemicals including DEHP, which is known to the State of California to cause cancer and birth defects or other reproductive harm. For more information go to www.p65warnings.ca.gov.

Tube: Black EPDM, peroxide cured
Reinforcement: Multiple textile plies
Cover: Black EPDM; smooth finish
Temp. Range: -40°F to +212°F (-40°C to +100°C)
Brand Method: White ink
Brand Example: PARKER SERIES 7116M DEF SOFT-FLEX™ (ID) MAX WP 150 PSI
Design Factor: 4:1
Industry Standards: None applicable

Applications:

- DEF fluids, urea
- Dispensing for buses, trucks, mobile equipment
- Agriculture, construction, transportation

Vacuum: Not recommended
Compare to: ContiTech DEF Dispensing Hose; Flextral PE60

WARNING! Couplings attached with bands or clamps may reduce the working pressure of the hose assembly to less than the maximum rated working pressure of the hose. Refer to the NAHAD Industrial Hose Assembly Guidelines.

ARMADA® Marine Multipurpose, Fuel Fill / Vent and Hardwall Wet Exhaust Hose

Series SW569



view on web page

Series SW569 is an extremely versatile suction and discharge hose for diverse applications such as bilge pump intake, discharge and ventilation; cabin heating; coolant and radiator service; oil and fuel systems using biodiesel (to B100 in dedicated service), ethanol, and gasoline; lubrication systems; wet exhaust systems; nonpotable water systems; and toilet and bath connections. Series SW569 incorporates a dual wire helix that provides full suction capability, flexibility and kink resistance, and the cover is resistant to oil and ozone. The hose is available in multiple incremental sizes for connection to various sizes of pipe used in the marine industry.

NOTES: • Refer to the Refined Fuel/Hose Compatibility Table in the Media Compatibility section.

• Do not use in applications requiring low-permeation fuel feed hose (SAE J1527 A1-15).

Tube: Black nitrile

Reinforcement: Multiple textile plies with dual wire helix

Cover: Black chloroprene; wrapped finish

Temp. Range: -20°F to +212°F (-29°C to +100°C)

Brand Method: Black text on yellow stripe

Brand Example: PARKER SERIES SW569 ARMADA (ID)
MARINE FUEL/WET EXHAUST HOSE XX
PSI WP

Design Factor: 4:1

Industry Standards: ABYC H-24; NMMA; SAE J1527 A1 and A2 Style R2; SAE J1942 Codes F, VW, NVW; SAE J2006 R2; SAE J20R2 B; SAE J20R4 B; SAE J20R5 B; SAE J30R5; ISO 7840:2004 A2; ISO 8469 B1; USCG

Applications:

- Biodiesel (to B100 in dedicated service), diesel, ethanol, gasoline, oil
- Hot exhaust fumes, nonpotable water
- Marine coolant and fuel/vent systems, wet exhaust

Vacuum: 29" Hg (737 mm Hg)

Compare to: Thermoid 7910 Bellowsflex A









(Continued on the following page)

⚠ WARNING! Couplings attached with bands or clamps may reduce the working pressure of the hose assembly to less than the maximum rated working pressure of the hose. Refer to the NAHAD Industrial Hose Assembly Guidelines.

Series SW569 – ARMADA® Marine Multipurpose, Fuel Fill / Vent and Hardwall Wet Exhaust Hose (Continued)

Crimp Specifications


For currently qualified crimp specifications including coupling designation, refer to CrimpSource at www.parker.com/crimpsource.

# Part Number														Pkg Type
	ID (in)	ID (mm)		OD (in)	OD (mm)	Approx Wt (lbs/ft)	Approx Wt (kg/m)	Min Bend Rad (in)	Min Bend Rad (mm)	Max WP (psi)	Max WP (bar)			
SW569-500	1/2	12.7	2	0.9	22.6	0.29	0.43	2	38	75	5	*	50	Coil
SW569-625	5/8	15.9	2	1.0	26.4	0.37	0.55	2	38	75	5	*	50	Coil
SW569-750	3/4	19.1	2	1.2	29.4	0.42	0.63	2	38	75	5	*	50	Coil
SW569-1000	1	25.4	2	1.4	35.8	0.53	0.79	2	51	75	5	*	50	Coil
SW569-1125	1-1/8	28.6	2	1.6	39.6	0.62	0.92	3	64	75	5	*	50	Coil
SW569-1250	1-1/4	31.8	2	1.7	42.2	0.64	0.95	3	64	75	5	*	50	Coil
SW569-1500	1-1/2	38.1	2	1.9	48.4	0.78	1.16	3	76	50	3	*	50	Coil
SW569-1625	1-5/8	41.3	2	2.0	51.9	0.87	1.30	4	89	50	3	*	50	Coil
SW569-1750	1-3/4	44.5	2	2.2	55.4	0.96	1.43	4	89	50	3	*	50	Coil
SW569-1875	1-7/8	47.6	2	2.4	59.8	1.14	1.70	4	102	50	3	*	50	Coil
SW569-2000	2	50.8	2	2.5	63.0	1.18	1.76	5	114	50	3	*	50	Coil
SW569-2250	2-1/4	57.2	2	2.7	67.6	1.33	1.98	5	114	50	3	*	50	Coil
SW569-2375	2-3/8	60.3	2	2.8	71.9	1.40	2.09	6	152	50	3	*	50	Coil
SW569-2500	2-1/2	63.5	2	2.9	73.3	1.41	2.10	7	178	50	3	*	50	Coil
SW569-3000	3	76.2	2	3.5	87.8	1.74	2.59	9	229	40	3	*	50	Coil
SW569-3500	3-1/2	88.9	2	4.0	101.2	2.13	3.17	10	254	40	3	*	50	Coil
SW569-4000	4	101.6	2	4.5	114.4	2.50	3.73	12	305	40	3	*	25	Coil

 **WARNING:** This product can expose you to chemicals including DEHP, which is known to the State of California to cause cancer and birth defects or other reproductive harm. For more information go to www.p65warnings.ca.gov.

Marine Softwall Wet Exhaust Hose

Series SS269



[view on web page](#)

Series SS269 hose is easier to install and absorbs more vibration than rigid pipe or tubing. The cover is resistant to oil and ozone, and is available in multiple incremental sizes for connection to various sizes of pipe used in the marine industry.

NOTE: Do not use with refined oil or fuel, or in suction applications.

Crimp Specifications

For currently qualified crimp specifications including coupling designation, refer to CrimpSource at www.parker.com/crimpsource.

# Part Number	ID (in)	ID (mm)	Reinf Layers	OD (in)	OD (mm)	Approx Wt (lbs/ft)	Approx Wt (kg/m)	Max WP (psi)	Max WP (bar)	Perm Cplg Rec *	Nom Std Pack Qty (ft)	Pkg Type
SS269-1000	1	25.4	2	1.4	36.6	0.45	0.20	200	14	*	50	Coil
SS269-1250	1-1/4	31.8	2	1.8	45.4	0.71	0.32	200	14	*	50	Coil
SS269-1500	1-1/2	38.1	2	2.0	51.7	0.81	0.37	200	14	*	50	Coil
SS269-1625	1-5/8	41.3	2	2.2	55.6	0.90	0.41	200	14	*	50	Coil
SS269-1750	1-3/4	44.5	2	2.3	58.0	0.91	0.41	200	14	*	50	Coil
SS269-1875	1-7/8	47.6	2	2.4	61.2	0.96	0.44	200	14	*	50	Coil
SS269-2000	2	50.8	4	2.6	65.2	1.11	0.50	200	14	*	50	Coil
SS269-2250	2-1/4	57.2	4	2.8	71.6	1.24	0.56	200	14	*	25	Coil
SS269-2375	2-3/8	60.3	4	3.0	75.3	1.33	0.60	200	14	*	25	Coil
SS269-2625	2-5/8	66.7	4	3.2	81.3	1.43	0.65	200	14	*	25	Coil
SS269-2750	2-3/4	69.9	4	3.3	84.0	1.45	0.66	200	14	*	25	Coil
SS269-2875	2-7/8	66.7	4	3.4	87.0	1.46	0.66	200	14	*	25	Coil
SS269-3000	3	76.2	4	3.7	93.0	1.83	0.83	200	14	*	25	Coil
SS269-3500	3-1/2	88.9	4	4.1	105.3	2.08	0.94	200	14	*	25	Coil
SS269-4000	4	101.6	4	4.6	117.6	2.32	1.05	200	14	*	25	Coil
SS269-4500	4-1/2	114.3	4	5.1	130.7	2.55	1.16	200	14	*	25	Coil
SS269-5000	5	127.0	6	5.9	148.6	3.69	1.68	200	14	*	25	Coil
SS269-5562	5-9/16	141.3	6	6.4	162.8	4.09	1.86	200	14	*	25	Coil

WARNING: This product can expose you to chemicals including DEHP, which is known to the State of California to cause cancer and birth defects or other reproductive harm. For more information go to www.p65warnings.ca.gov.

Tube: Black nitrile

Reinforcement: Multiple textile plies

Cover: Black nitrile; wrapped finish

Temp. Range: -40°F to +200°F (-40°C to +93°C)

Brand Method: Black text on blue stripe

Brand Example: PARKER SERIES SS269 (ID) SOFTWALL MARINE WET EXHAUST HOSE XXX PSI WP U.S.C.G. TYPE SAE J2006R1 MEETS STANDARDS FOR ABYC

Design Factor: 4:1

Industry Standards: ABYC; USCG; SAE J2006R1

Applications:

- Hot exhaust fumes; oil, nonpotable water
- Marine coolant systems, wet exhaust

Vacuum: Not recommended

WARNING! Couplings attached with bands or clamps may reduce the working pressure of the hose assembly to less than the maximum rated working pressure of the hose. Refer to the NAHAD Industrial Hose Assembly Guidelines.

WAVEMASTER™ Marine Barrier Fuel Line / Vent Hose

Series 7165



[view on web page](#)

Series 7165 hose incorporates a thermoplastic barrier to resist fuel permeation and the cover is resistant to abrasion, oil and weathering. The hose is flexible for easy routing in engine compartments and used as a feed line to fuel tanks where liquid fuel is continuously in the hose under normal conditions.

NOTE: Refer to the Refined Fuel/Hose Compatibility Table in the Media Compatibility section.

Crimp Specifications

For currently qualified crimp specifications including coupling designation, refer to CrimpSource at www.parker.com/crimpsource.

# Part Number	ID (in)	ID (mm)	Reinf Layers	OD (in)	OD (mm)	Approx Wt (lbs/ft)	Approx Wt (kg/m)	Min Bend Rad (in)	Min Bend Rad (mm)	Max WP (psi)	Max WP (bar)	Perm Cplg Rec *	Nom Std Pack Qty (ft)	Pkg Type
7165-25250	1/4	6.3	2	0.5	13.6	0.11	0.16	3	64	100	7	*	250	Reel
7165-31250	5/16	7.9	2	0.6	15.5	0.13	0.19	3	64	100	7	*	250	Reel
7165-38250	3/8	9.5	2	0.7	17.3	0.16	0.24	3	64	100	7	*	250	Reel
7165-50250	1/2	12.7	2	0.8	20.9	0.20	0.30	5	114	100	7	*	250	Reel
7165-63250	5/8	16.0	2	1.0	25.4	0.30	0.45	5	114	75	5	*	250	Reel

WARNING: This product can expose you to chemicals including Carbon Black, which is known to the State of California to cause cancer. For more information go to www.p65warnings.ca.gov.

Tube: Translucent Nylon

Reinforcement: Multiple textile plies

Cover: Black nitrile/PVC; smooth finish

Temp. Range: -20°F to +212°F (-29°C to +100°C)

Brand Method: Side One: White ink
Side Two: Solid red stripe

Brand Example: PARKER SERIES 7165 WAVEMASTER MARINE FUEL HOSE – EPA COMPLIANT – (x)9PKHPLINE165 – SAE J1527 USCG TYPE A1-15 ISO 7840 A1 CE NMMA TYPE ACCEPTED (ID) PH USE WITH ABYC COMPLIANT SYSTEMS AND FITTINGS ONLY

NOTE: (x) changes every year

Design Factor: 4:1

Industry Standards: ABYC, CARB, CE, EPA, ISO 7840 A1, NMMA, SAE J1527 A1-15, USCG A1

Applications:

- Biodiesel (to B100 in dedicated and non-dedicated service), diesel, ethanol, gasoline, oil
- Marine fuel/vent systems

Vacuum: Not recommended

Compare to: ContiTech Marine Fuel Line Flexshield

Couplings: ABYC compliant

WARNING! Couplings attached with bands or clamps may reduce the working pressure of the hose assembly to less than the maximum rated working pressure of the hose. Refer to the NAHAD Industrial Hose Assembly Guidelines.

Food and Beverage Hose



PUREFood

7640



[view on web page](#)

Series 7640 is a high-quality and flexible delivery and suction hose. This series is designed to convey cooking oils and fat, dairy products, and oily sauces. Tube materials consist of premium nitrile (NBR). We offer multiple cover options to fit you applications individual needs.

# Part Number	Hose ID		Hose OD		Vacuum		Max. Working Pressure		Min. Burst Pressure		Weight		Bend Radius	
	in	mm	in	mm	in of Hg	kPa	psi	bar	psi	bar	lbs/ft	kg/m	in	mm
7640-1000	1	25.4	1.46	37	26.5	90	150	10	450	30	0.61	0.91	3.35	85
7640-1500	1.5	38	2	51	26.5	90	150	10	450	30	0.94	1.40	5.91	150
7640-2000	2	51	2.52	64	26.5	90	150	10	450	30	1.21	1.80	8.27	210
7640-3000	3	76	3.58	91	26.5	90	150	10	450	30	2.12	3.17	12.60	320
7640-4000	4	102	4.65	118	26.5	90	150	10	450	30	2.96	4.42	16.93	430

WARNING: This product can expose you to chemicals including Titanium Dioxide, which is known to the State of California to cause cancer. For more information go to www.p65warnings.ca.gov.

All PUREFood hoses comply with the following standards:



Tube: White Nitrile, phthalates free

Temperature: -13°F / +176°F (-25°C / +80°C)

Reinforcement: Synthetic plies, galvanized wire helices

Cover: Blue EPDM, Smooth wrapped finish.

PURE Aging, ozone resistant

Sterilization: Refer to Parker’s guidelines for cleaning and sanitizing.

ISO 1307: For dimensional tolerances.

Applications: Cooking oils & fat, dairy products, oily sauces

PUREFood

7640P



[view on web page](#)

Series 7640P is a high-quality and flexible delivery and suction hose. This series is designed to convey cooking oils and fat, dairy products, and oily sauces. Tube materials consist of premium nitrile (NBR). We offer multiple cover options to fit you applications individual needs.

# Part Number	Hose ID		Hose OD		Vacuum		Max. Working Pressure		Min. Burst Pressure		Weight		Bend Radius	
	in	mm	in	mm	in of Hg	kPa	psi	bar	psi	bar	lbs/ft	kg/m	in	mm
7640P-1000	1	25.4	1.46	37	26.5	90	150	10	450	30	0.54	0.81	2.76	70
7640P-1500	1.5	38	2.03	51.5	26.5	90	150	10	450	30	0.82	1.23	3.15	80
7640P-2000	2	51	2.52	66	26.5	90	150	10	450	30	1.27	1.90	3.94	100
7640P-3000	3	76	3.62	91	26.5	90	150	10	450	30	1.95	2.91	5.91	150

WARNING: This product can expose you to chemicals including Titanium Dioxide, which is known to the State of California to cause cancer. For more information go to www.p65warnings.ca.gov.

All PUREFood hoses comply with the following standards:



Tube: White Nitrile, phthalates free

Temperature: -13°F / +176°F (-25°C / +80°C)

Reinforcement: Synthetic plies, galvanized wire helices

Cover: Blue EPDM, Corrugated Low friction, non-marking, UHMWPE, Smooth wrapped finish. Abrasion, aging, ozone resistant



Sterilization: Refer to Parker's guidelines for cleaning and sanitizing.

ISO 1307: For dimensional tolerances.

Applications: Cooking oils & fat, dairy products, oily sauces

PURETransfer

7620



[view on web page](#)

Series 7620 is a high quality delivery and suction hose. This series offers an antistatic tube allowing for transfer of dry abrasives. Tube material consists of premium nitrile (NBR).

# Part Number	Hose ID		Hose OD		Vacuum		Max. Working Pressure		Min. Burst Pressure		Weight		Bend Radius	
	in	mm	in	mm	in of Hg	kPa	psi	bar	psi	bar	lbs/ft	kg/m	in	mm
7620-1000	1	25	1.5	37	26.5	90	90	6	270	18	0.54	0.80	4.92	125
7620-1500	1.5	38	2	51	26.5	90	90	6	270	18	0.87	1.29	8.27	210
7620-2000	2	51	2.6	66	26.5	90	90	6	270	18	1.29	1.93	12	300
7620-3000	3	76	3.62	92	26.5	90	90	6	270	18	2.18	3.25	18	450
7620-4000	4	102	4.65	118	26.5	90	90	6	270	18	2.99	4.47	24	600

WARNING: This product can expose you to chemicals including Titanium Dioxide, which is known to the State of California to cause cancer. For more information go to www.p65warnings.ca.gov.

All PURETransfer hoses comply with the following standards:



Tube: White Antistatic Nitrile, phthalates free

Temperature: -13°F / +176°F (-25°C / +80°C)

Reinforcement: Synthetic plies, galvanized wire helices, on request a/s wires to discharge static electricity.

Cover: Black EPDM, Conductive, Smooth wrapped finish, **PURE** ozone, aging resistant

Sterilization: Refer to Parker's guidelines for cleaning and sanitizing.

ISO 1307: For dimensional tolerances.

Applications: Dry abrasives

PUREBev

7630



[view on web page](#)

Series 7630 is a high-quality, low permeation, flexible delivery and suction hose. This series is designed to convey alcohol/spirits (concentration up to 96%), beer, wine, potable water and many other food and beverage applications. Tube materials consist of premium Butyl. We offer multiple cover options including corrugated and crush resistant options to fit your applications and individual needs.

# Part Number	Hose ID		Hose OD		Vacuum		Max. Working Pressure		Min. Burst Pressure		Weight		Bend Radius	
	in	mm	in	mm	in of Hg	kPa	psi	bar	psi	bar	lbs/ft	kg/m	in	mm
7630-1000	1	25	1.5	40	26.5	90	250	16	750	48	0.69	1.03	3.94	100
7630-1500	1.5	38	2.09	53	26.5	90	250	16	750	48	1.01	1.51	6.10	155
7630-2000	2	51	2.6	66	26.5	90	250	16	750	48	1.31	1.96	8.46	215
7630-2500	2.5	63.5	3.19	81	26.5	90	250	16	750	48	2.02	3.02	10.83	275
7630-3000	3	76	3.7	94	26.5	90	250	16	750	48	2.63	3.92	12.99	330
7630-4000	4	102	4.72	120	26.5	90	250	16	750	48	3.52	5.26	17.72	450

⚠ WARNING: This product can expose you to chemicals including Titanium Dioxide, which is known to the State of California to cause cancer. For more information go to www.p65warnings.ca.gov.

All PUREBev hoses comply with the following standards:



Tube: White Butyl, phthalates free

Temperature: -40°F / +248°F (-40°C / +120°C)

Reinforcement: Synthetic plies, galvanized wire helices

Cover: Red EPDM, Smooth wrapped finish, ozone, aging

PURE resistant

Sterilization: Refer to Parker's guidelines for cleaning and sanitizing.

ISO 1307: For dimensional tolerances.

Applications: Beer, wine and consumable liquids

PUREBev

7630P



[view on web page](#)

Series 7630P is a high-quality, low permeation, flexible delivery and suction hose. This series is designed to convey alcohol/spirits (concentration up to 96%), beer, wine, potable water and many other food and beverage applications. Tube materials consist of premium Butyl. We offer multiple cover options including corrugated and crush resistant options to fit your applications and individual needs.

# Part Number	Hose ID		Hose OD		Vacuum		Max. Working Pressure		Min. Burst Pressure		Weight		Bend Radius	
	in	mm	in	mm	in of Hg	kPa	psi	bar	psi	bar	lbs/ft	kg/m	in	mm
7630P-1000	1	25.4	1.5	38	26.5	90	250	16	900	60	0.61	0.91	4.13	105
7630P-1500	1.5	38	2.07	52.5	26.5	90	250	16	900	60	0.92	1.38	4.72	120
7630P-2000	2	51	2.64	67	26.5	90	250	16	900	60	1.48	2.21	5.91	150
7630P-2500	2.5	63.5	3.17	80.5	26.5	90	250	16	900	60	1.87	2.79	7.68	195
7630P-3000	3	76	3.7	94	26.5	90	250	16	900	60	2.35	3.51	8.86	225

WARNING: This product can expose you to chemicals including Titanium Dioxide, which is known to the State of California to cause cancer. For more information go to www.p65warnings.ca.gov.

All PUREBev hoses comply with the following standards:



Tube: White Butyl, phthalates free

Temperature: -40°F / +248°F (-40°C / +120°C)

Reinforcement: Synthetic plies, galvanized wire helices

Cover: Red EPDM Corrugated, wrapped finish with UHMWPE anti-friction layer.



Abrasion, aging, ozone resistant

Sterilization: Refer to Parker's guidelines for cleaning and sanitizing.

ISO 1307: For dimensional tolerances.

Applications: Beer, wine and consumable liquids

PUREBev

7630PL



[view on web page](#)

Series 7630PL is a high-quality, low permeation, flexible delivery and suction hose. This series is designed to convey alcohol/spirits (concentration up to 96%), beer, wine, potable water and many other food and beverage applications. Tube materials consist of premium Butyl. We offer multiple cover options including corrugated and crush resistant options to fit your applications and individual needs.

# Part Number	Hose ID		Vacuum		Max. Working Pressure		Min. Burst Pressure		Weight		Bend Radius	
	in	mm	in of Hg	kPa	psi	bar	psi	bar	lbs/ft	kg/m	in	mm
7630PL-1500	1.5	38	26.5	90	150	10	450	30	0.94	1.40	3.15	80
7630PL-2000	2	51	26.5	90	150	10	450	30	1.24	1.84	3.94	100
7630PL-2500	2.5	63.5	26.5	90	150	10	450	30	1.48	2.20	5.12	130
7630PL-3000	3	76	26.5	90	150	10	450	30	1.90	2.83	5.91	150
7630PL-4000	4	102	26.5	90	150	10	450	30	2.46	3.66	7.87	200

WARNING: This product can expose you to chemicals including Titanium Dioxide, which is known to the State of California to cause cancer. For more information go to www.p65warnings.ca.gov.

All PUREBev hoses comply with the following standards:



Tube: White Butyl, phthalates free

Temperature: -13°F / +248°F (-25°C / +120°C)

Reinforcement: Synthetic plies, thermoplastic wire helices

Cover: Red EPDM, Red PVC Corrugated.

PLUS Abrasion, aging, ozone, oil resistant

Sterilization: Refer to Parker's guidelines for cleaning and sanitizing.

ISO 1307: For dimensional tolerances.

Applications: Beer, wine and consumable liquids

Green PVC Banding Coil Series 7630CL



7630CL-1	to be used with 7630PL hose sizes 1.5" – 2.5"
7630CL-2	to be used with 7630PL hose sizes 3" – 4"

All PUREBev hoses comply with the following standards:



PUREBev

7632



[view on web page](#)

Series 7632 is a high-quality, low permeation, flexible delivery and suction hose. This series is designed to convey alcohol/spirits (concentration up to 96%), beer, wine, potable water and many other food and beverage applications. Tube materials consist of premium Butyl.

# Part Number	Hose ID		Hose OD		Vacuum		Max. Working Pressure		Min. Burst Pressure		Weight		Bend Radius	
	in	mm	in	mm	in of Hg	kPa	psi	bar	psi	bar	lbs/ft	kg/m	in	mm
7632-1000	1	25	1.61	41	20.4	69	250	16	1,000	64	0.66	0.98	4.52	115
7632-1500	1.5	38	2.16	55	20.4	69	250	16	1,000	64	1.00	1.49	7.08	180
7632-2000	2	51	2.67	68	20.4	69	250	16	1,000	64	1.24	1.85	9.84	250
7632-2500	2.5	63.5	3.23	82	20.4	69	250	16	1,000	64	1.86	2.77	12.59	320
7632-3000	3	76	3.78	96	20.4	69	250	16	1,000	64	2.17	3.23	15.35	390

WARNING: This product can expose you to chemicals including Titanium Dioxide, which is known to the State of California to cause cancer. For more information go to www.p65warnings.ca.gov.

All PUREBev hoses comply with the following standards:



Tube: White Butyl, phthalates free

Temperature: -40°F / +248°F (-40°C / +120°C)

Reinforcement: Synthetic plies, crush-resistant, rust-proof, monofilament helix

PURE: Purple EPDM, Smooth wrapped finish. Aging, ozone resistant

Sterilization: Refer to Parker’s guidelines for cleaning and sanitizing.

ISO 1307: For dimensional tolerances.

Applications: Beer, wine and consumable liquids

PUREspirits

7650P



[view on web page](#)

Series 7650P is a high-quality, low permeation, flexible delivery and suction hose. This series is designed to convey alcohol/spirits (concentration up to 96%), beer, wine, and chemicals. Tube materials consist of premium UHMWPE materials.

# Part Number	Hose ID		Hose OD		Vacuum		Max. Working Pressure		Min. Burst Pressure		Weight		Bend Radius	
	in	mm	in	mm	in of Hg	kPa	psi	bar	psi	bar	lbs/ft	kg/m	in	mm
	7650P-0750	.75	19	1.25	31.5	26.5	90	150	10	450	30	0.60	0.89	4.33
7650P-1000	1	25.4	1.46	37	26.5	90	150	10	450	30	0.54	0.80	3.94	100
7650P-1500	1.5	38	1.97	50	26.5	90	150	10	450	30	0.76	1.14	5.91	150
7650P-2000	2	51	2.56	65	26.5	90	150	10	450	30	1.21	1.81	7.87	200
7650P-3000	3	76	3.58	91	26.5	90	150	10	450	30	1.88	2.81	13.78	350
7650P-4000	4	102	4.61	117	26.5	90	150	10	450	30	2.46	3.67	19.69	500

WARNING: This product can expose you to chemicals including Titanium Dioxide, which is known to the State of California to cause cancer. For more information go to www.p65warnings.ca.gov.

All PUREspirits hoses comply with the following standards:



Tube: White UHMWPE, phthalates free

Temperature: -31°F / +212°F (-35°C / +100°C)

Reinforcement: Synthetic plies, galvanized wire helices

Cover: Green EPDM, Corrugated Low friction, non-marking, UHMWPE, Smooth wrapped finish. Abrasion, aging, ozone resistant



Sterilization: Refer to Parker's guidelines for cleaning and sanitizing.

ISO 1307: For dimensional tolerances.

Applications: Spirits, beer, wine and chemicals

PUREPTFE

7660



[view on web page](#)

Series 7660P a high-quality delivery and suction hose for both chemicals and solvents. This series is designed to convey various chemicals, cosmetics, and pharmaceutical materials. Not intended for use with chlorine trifluoride, chlorine/fluoride gas, human fluids, liquid alkalis, and oxygen difluoride. Tube material consists of premium PTFE which has exceptional temperature tolerance. We offer multiple cover options to fit your applications individual needs.

# Part Number	Hose ID		Hose OD		Vacuum		Max. Working Pressure		Min. Burst Pressure		Weight		Bend Radius	
	in	mm	in	mm	in of Hg	kPa	psi	bar	psi	bar	lbs/ft	kg/m	in	mm
7660-0500	.50	13	1	25	26.5	90	250	16	1000	64	0.34	0.50	2.95	75
7660-0750	.75	19	1.22	31	26.5	90	250	16	1000	64	0.34	0.51	4.33	110
7660-1000	1	25	1.46	37	26.5	90	250	16	1000	64	0.44	0.66	5.91	150
7660-1500	1.5	38	2	51	26.5	90	250	16	1000	64	0.74	1.11	9.45	240
7660-2000	2	50	2.6	64	26.5	90	250	16	1000	64	0.90	1.35	12.6	320

WARNING: This product can expose you to chemicals including Titanium Dioxide, which is known to the State of California to cause cancer. For more information go to www.p65warnings.ca.gov.

PUREPTFE 7660 hose complies with the following standards:



Tube: Clear PTFE

Temperature: -40°F / +302°F (-40°C / +150°C)

Reinforcement: Synthetic plies, stainless steel wire helices, a/s wire to discharge static electricity.

Cover: White, EPDM, Smooth wrapped finish. Aging,

PURE ozone resistant

Sterilization: Refer to Parker's guidelines for cleaning and sanitizing.

ISO 1307: For dimensional tolerances.

Applications: Various chemicals, cosmetics, pharmaceutical materials

PUREPTFE

7660P



[view on web page](#)

Series 7660P a high-quality delivery and suction hose for both chemicals and solvents. This series is designed to convey various chemicals, cosmetics, and pharmaceutical materials. Not intended for use with chlorine trifluoride, chlorine/fluoride gas, human fluids, liquid alkalis, and oxygen difluoride. Tube material consists of premium PTFE which has exceptional temperature tolerance. We offer multiple cover options to fit your applications individual needs.

# Part Number	Hose ID		Hose OD		Vacuum		Max. Working Pressure		Min. Burst Pressure		Weight		Bend Radius	
	in	mm	in	mm	in of Hg	kPa	psi	bar	psi	bar	lbs/ft	kg/m	in	mm
	7660P-0500	.50	13	1	25	26.5	90	150	10	600	40	0.33	0.49	2.76
7660P-0750	.75	19	1.22	31	26.5	90	150	10	600	40	0.43	0.64	3.94	100
7660P-1000	1	25	1.46	37	26.5	90	150	10	600	40	0.53	0.79	5.12	130
7660P-1500	1.5	38	2	51	26.5	90	150	10	600	40	0.83	1.24	7.48	190
7660P-2000	2	50	2.6	64	26.5	90	150	10	600	40	1.23	1.84	9.84	250

WARNING: This product can expose you to chemicals including Titanium Dioxide, which is known to the State of California to cause cancer. For more information go to www.p65warnings.ca.gov.

PUREPTFE 7660P hose complies with the following standards:



Tube: Black PTFE, conductive

Temperature: -40°F / +302°F (-40°C / +150°C)

Reinforcement: Synthetic plies, stainless steel wire helices, a/s wire to discharge static electricity.

Cover: White EPDM Corrugated w/ Black Conductive Chips, UHMWPE Low Friction finish. Oil, abrasion, aging, ozone resistant. Meets FDA 21 CFR 177.1520



Sterilization: Refer to Parker's guidelines for cleaning and sanitizing.

EN12115

Applications: Various chemicals, cosmetics, pharmaceutical materials

PUREWash

7680

Series 7680 washdown hose is used in virtually every type of food and beverage processing plant. Sanitation of equipment and work area is critical in packing houses, hot processing plants, breweries, dairies, wineries, and general industrial applications.

Cleaning and purification practices require a commitment to preventative maintenance. This in turn extends the life of equipment and productivity. Devoted to developing products to support our customers in these critical applications and to complement our food hose line, Parker has developed a new and improved PUREWash hose, replacing our existing 7079 and 7080 hose series.

Additional Features include:

- FDA compliant tube (not to be used in food contact/transfer)
- Enhanced printed layline
- Non-marking covers
- Additional blue cover in product offering for a cleaner look
- Compatible with Parkrimp crimpers or variable crimpers.

Please refer to Crimpsource for specifications.



view on web page

# Part Number	Hose ID		Reinf Plies	Hose OD		Approximate Weight		Minimum Bend Radius		Maximum Rec WP		Per Cplg Rec	Std Pack Qty
	in	mm		in	mm	lbs/ft	kg/m	in	mm	psi	bar		
7680-8-WHT-RL	.50	12.7	4	0.875	22.2	0.25	0.11	5	127	300	20.7	HY	500
7680-8-BLU-RL	.50	12.7	4	0.875	22.2	0.25	0.11	5	127	300	20.7	HY	500
7680-12-WHT-RL	.75	19.1	4	1.156	29.4	0.37	0.17	6	152	300	20.7	HY	400
7680-12-WHT-BX	.75	19.1	4	1.156	29.4	0.38	0.17	6	152	300	20.7	HY	50
7680-12-BLU-RL	.75	19.1	4	1.156	29.4	0.38	0.17	6	152	300	20.7	HY	400
7680-12-BLU-BX	.75	19.1	4	1.156	29.4	0.38	0.17	6	152	300	20.7	HY	50
7680-16-WHT-RL	1	25.4	4	1.438	36.5	0.52	0.24	8	203	300	20.7	HY	300
7680-16-BLU-RL	1	25.4	4	1.438	36.5	0.53	0.24	8	203	300	20.7	HY	300

WARNING: This product can expose you to chemicals including Titanium Dioxide, which is known to the State of California to cause cancer. For more information go to www.p65warnings.ca.gov.

Tube: White EPDM; FDA Compliant
Temperature: -40°F / +212°F (-40°C / +100°C)
Reinforcement: Multiple textile plies
Cover: White (WHT) or Blue (BLU) EPDM;
PURE smooth finish.

Sterilization: Refer to Parker’s guidelines for cleaning and sanitizing.

Applications: Food & beverage processing plants, equipment sanitation, preventative maintenance

PUREWash High Pressure Washdown Hose 7685



view on web page

Series 7685 high pressure washdown hose is used in most food and beverage processing plants. Sanitation of equipment and work area is critical in poultry processing facilities, packing houses, breweries, dairies, wineries, and general industrial applications. The non-marking cover is resistant to abrasion, heat, and fatty, oily foods.

Cleaning and purification practices require a commitment to preventative maintenance. This in turn extends the life of equipment and productivity. Devoted to developing products to support our customers in these critical applications and to complement our food hose line, Parker has developed a new high pressure PUREWash hose, replacing our existing 7143 hose series.

NOTE: Do not use for steam service.

Other cover colors available.

YL = Yellow

Crimp Specifications

For currently qualified crimp specifications including coupling designation, refer to CrimpSource at www.parker.com/crimpsource.

# Part Number	ID (in)	ID (mm)	Reinf Layers	OD (in)	OD (mm)	Approx Wt (lbs/ft)	Approx Wt (kg/m)	Min Bend Rad (in)	Min Bend Rad (mm)	Max WP (psi)	Max WP (bar)	Perm Cplg Rec *	Nom Std Pack Qty (ft)	Pkg Type
7685-6GRA-RL	3/8	9.5	4	0.765	19.43	0.21	0.31	4	102	1500	103	HY	500	Reel
7685-6-YEL-RL														

WARNING: This product can expose you to chemicals including Carbon Black, which is known to the State of California to cause cancer. For more information go to www.p65warnings.ca.gov.

Tube: Black EPDM

Temp. Range: -40°F to +250°F (-40°C to +121°C)

Reinforcement: Multiple spiral aramid fiber layers

Cover: Gray (-GRA), Yellow (-YEL) EPDM, smooth finish

PURE

Brand Method: Black ink on gray and yellow hose; white ink on black hose

Design Factor: 3.5:1

Industry Standards: None applicable

Applications:

- Hot water, mild chemicals
- Breweries, dairies, food/poultry processing plants, general industrial

Vacuum: Not recommended

Compare to: Boston Washdown 1250; ContiTech Fortress; Gates Cyclone

Fuel Dispenser Hose



FLEX-EVER™ 2000


Hardwall Gasoline Dispenser Hose

Series 7280














[view on web page](#)

Series 7280 hardwall construction incorporates a dual wire helix that provides full suction capability, kink resistance, and a path to conduct a static electrical charge to ground. The cover is resistant to abrasion, cuts, oil and ozone, and will not mar the finish of a vehicle. Series 7280 is suitable for use with reeling devices or applications where retractable cables are employed.

- NOTES:**
- The  symbol in the brand/layline signifies the hose as a “UL Recognized Component” for UL gasoline dispenser hose assemblies.
 - Not UL listed for E85 service.
 - Refer to the Refined Fuel/Hose Compatibility Table in the Media Compatibility section.
 - Refer to the Safety and Technical Information section of this catalog for safety, handling and use information.

Crimp Specifications

For currently qualified crimp specifications including coupling designation, refer to CrimpSource at www.parker.com/crimpsource.

# Part Number	 ID (in)	 ID (mm)	 Reinf Layers	 OD (in)	 OD (mm)	 Approx Wt (lbs/ft)	 Approx Wt (kg/m)	 Min Bend Rad (in)	 Min Bend Rad (mm)	 Max WP (psi)	 Max WP (bar)	Perm Cplg Rec *	Nom Std Pack Qty (ft)	Pkg Type
7280-632A	5/8	15.9	2	1.0	26.2	0.39	0.58	3	76	50	3	*	500	Reel
7280-752A	3/4	19.1	2	1.2	29.8	0.47	0.70	4	102	50	3	*	500	Reel
7280-1002A	1	25.4	2	1.5	36.9	0.64	0.95	5	127	50	3	*	500	Reel

Couplings: Bulk gasoline dispenser hose couplings are not sold separately by Parker.

WARNING: This product can expose you to chemicals including Carbon Black, which is known to the State of California to cause cancer. For more information go to www.p65warnings.ca.gov.


Tube: Black nitrile

Reinforcement: Multiple textile braids with dual wire helix

Cover: Black CPE; wrapped finish

Temp. Range: -40°F to +180°F (-40°C to +82°C)

Brand Method: White ink

Brand Example: PARKER SERIES 7280 FLEX-EVER™ 2000
GASOLINE HOSE  655N MH530 PN16
TRbF131T.2

Design Factor: 5:1

Industry Standards: UL330/ULC; NFPA 30A and UL30N4 (factory assemblies)

Applications:

- Biodiesel (to B20 in dedicated service), diesel, ethanol, gasoline, oil
- Gasoline dispensers and pumps

Vacuum: 29" Hg (737 mm Hg)

Compare to: ContiTech BC Gasoline; Gates Curb Pump 124HW

⚠ WARNINGS!

- ▶ Couplings attached with bands or clamps may reduce the working pressure of the hose assembly to less than the maximum rated working pressure of the hose. Refer to the NAHAD Industrial Hose Assembly Guidelines.
- ▶ Do not use Parker gasoline dispenser hose for aircraft fueling applications. Use only API/NFPA qualified hose for aircraft fueling applications.


SUPER-FLEX® 2000 Semi-Hardwall Gasoline Dispenser Hose

Series 7124

















[view on web page](#)

Series 7124 construction provides superior strength, crush-resistant durability, kink resistance and a path to conduct a static electrical charge to ground. The cover is resistant to abrasion, cuts, oil and ozone, and will not mar the finish of a vehicle.

- NOTES:**
- The  symbol in the brand/layline signifies the hose as a “UL Recognized Component” for UL gasoline dispenser hose assemblies.
 - Not UL listed for E85 service.
 - Refer to the Refined Fuel/Hose Compatibility Table in the Media Compatibility section.
 - Refer to the Safety and Technical Information section of this catalog for safety, handling and use information.

Crimp Specifications

For currently qualified crimp specifications including coupling designation, refer to CrimpSource at www.parker.com/crimpsource.

# Part Number	 ID (in)	 ID (mm)	 Reinf Layers	 OD (in)	 OD (mm)	 Approx Wt (lbs/ft)	 Approx Wt (kg/m)	 Min Bend Rad (in)	 Min Bend Rad (mm)	 Max WP (psi)	 Max WP (bar)	 Perm Cplg Rec *	 Nom Std Pack Qty (ft)	 Pkg Type
7124-631A	5/8	15.9	1	1.0	24.6	0.35	0.52	3	76	50	3	*	500	Reel
7124-751A	3/4	19.1	1	1.1	28.2	0.42	0.63	4	102	50	3	*	500	Reel
7124-1001A	1	25.4	1	1.3	34.0	0.50	0.75	5	127	50	3	*	500	Reel

Couplings: Bulk gasoline dispenser hose couplings are not sold separately by Parker.

WARNING: This product can expose you to chemicals including Carbon Black, which is known to the State of California to cause cancer. For more information go to www.p65warnings.ca.gov.

Tube: Black nitrile

Reinforcement: One wire braid

Cover: Black CPE; wrapped finish

Temp. Range: -40°F to +180°F (-40°C to +82°C)

Brand Method: White ink

Brand Example: PARKER SERIES 7124 SUPER-FLEX®
2000 GASOLINE HOSE

 655N MH530

Design Factor: 5:1

Industry Standards: UL330/ULC; NFPA 30A and UL30N4 (factory assemblies)

Applications:

- Biodiesel (to B20 in dedicated service), diesel, ethanol, gasoline, oil
- Gasoline dispensers and pumps

Vacuum: Not recommended

Compare to: ContiTech Flexsteel Hardwall; Thermoid Pumpflex II Hardwall

WARNINGS!

- ▶ Couplings attached with bands or clamps may reduce the working pressure of the hose assembly to less than the maximum rated working pressure of the hose. Refer to the NAHAD Industrial Hose Assembly Guidelines.
- ▶ Do not use Parker gasoline dispenser hose for aircraft fueling applications. Use only API/NFPA qualified hose for aircraft fueling applications.


SOFT-FLEX™ 2000 Softwall Gasoline Dispenser Hose

Series 7114

















[view on web page](#)

Series 7114 softwall construction incorporates multiple textile plies of reinforcement for flexibility and kink resistance, and a static wire as a path to conduct a static electrical charge to ground. The cover is resistant to abrasion, cuts, oil and ozone, and will not mar the finish of a vehicle.

- NOTES:**
- The  symbol in the brand/layline signifies the hose as a “UL Recognized Component” for UL gasoline dispenser hose assemblies.
 - Not UL listed for E85 service.
 - Refer to the Refined Fuel/Hose Compatibility Table in the Media Compatibility section.
 - Refer to the Safety and Technical Information section of this catalog for safety, handling and use information.

Crimp Specifications

For currently qualified crimp specifications including coupling designation, refer to CrimpSource at www.parker.com/crimpsource.

# Part Number	 ID (in)	 ID (mm)	 Reinf Layers	 OD (in)	 OD (mm)	 Approx Wt (lbs/ft)	 Approx Wt (kg/m)	 Min Bend Rad (in)	 Min Bend Rad (mm)	 Max WP (psi)	 Max WP (bar)	 Perm Cplg Rec *	 Nom Std Pack Qty (ft)	 Pkg Type
7114-63154A	5/8	15.9	4	1.0	24.4	0.27	0.40	5	127	50	3	*	475	Reel
7114-75154A	3/4	19.1	4	1.1	27.9	0.34	0.51	6	152	50	3	*	350	Reel
7114-100154A	1	25.4	4	1.4	35.3	0.47	0.70	8	203	50	3	*	250	Reel

Couplings: Bulk gasoline dispenser hose couplings are not sold separately by Parker.

WARNING: This product can expose you to chemicals including Carbon Black, which is known to the State of California to cause cancer, and DBP, which is known to the State of California to cause birth defects or other reproductive harm. For more information go to www.p65warnings.ca.gov.


Tube: Black nitrile

Reinforcement: Multiple textile plies with static wire

Cover: Black CPE; smooth finish

Temp. Range: -40°F to +180°F (-40°C to +82°C)

Brand Method: White ink

Brand Example: PARKER SERIES 7114 SOFT-FLEX™ 2000
GASOLINE HOSE 4SP
 655N MH530

Design Factor: 5:1

Industry Standards: UL330/ULC; NFPA 30A and UL30N4 (factory assemblies)

Applications:

- Biodiesel (to B20 in dedicated service), diesel, ethanol, gasoline, oil
- Gasoline dispensers and pumps

Vacuum: Not recommended

Compare to: ContiTech Pacer; Thermoid Pumpflex I Softwall

⚠️ WARNINGS!

- ▶ Couplings attached with bands or clamps may reduce the working pressure of the hose assembly to less than the maximum rated working pressure of the hose. Refer to the NAHAD Industrial Hose Assembly Guidelines.
- ▶ Do not use Parker gasoline dispenser hose for aircraft fueling applications. Use only API/NFPA qualified hose for aircraft fueling applications.

Farm Pump / Gravity Tank Fuel Hose Static Wire Not UL Listed Series 7175



view on web page

Series 7175 softwall construction incorporates multiple textile plies of reinforcement for flexibility and a static wire as a path to conduct a static electrical charge to ground. The cover is resistant to abrasion, oil and ozone.

- NOTES:**
- Refer to the Refined Fuel/Hose Compatibility Table in the Media Compatibility section.
 - Refer to the Safety and Technical Information section of this catalog for safety, handling and use information.

Crimp Specifications

For currently qualified crimp specifications including coupling designation, refer to CrimpSource at www.parker.com/crimpsource.

# Part Number	ID (in)	ID (mm)	Reinf Layers	OD (in)	OD (mm)	Approx Wt (lbs/ft)	Approx Wt (kg/m)	Min Bend Rad (in)	Min Bend Rad (mm)	Max WP (psi)	Max WP (bar)	Perm Cplg Rec *	Nom Std Pack Qty (ft)	Pkg Type
7175-75052	3/4	19.1	2	1.1	28.2	0.35	0.52	5	127	50	3	*	400	Reel
7175-100052	1	25.4	2	1.4	35.3	0.48	0.72	8	203	50	3	*	300	Reel

Couplings: Bulk farm pump hose couplings are not sold separately by Parker.

WARNING: This product can expose you to chemicals including DEHP, which is known to the State of California to cause cancer and birth defects or other reproductive harm. For more information go to www.p65warnings.ca.gov.

Tube: Black nitrile

Reinforcement: Multiple textile plies with static wire

Cover: Black chloroprene; smooth finish

Temp. Range: -40°F to +180°F (-40°C to +82°C)

Brand Method: White ink

Brand Example: PARKER SERIES 7175 FARM PUMP HOSE W/STATIC WIRE (ID) XX PSI MAX WP

Design Factor: 4:1

Industry Standards: None applicable

Applications:

- Biodiesel (to B20 in dedicated service), diesel, ethanol, gasoline, oil
- Gravity tanks, hand pumps, powered pumps
- Agriculture

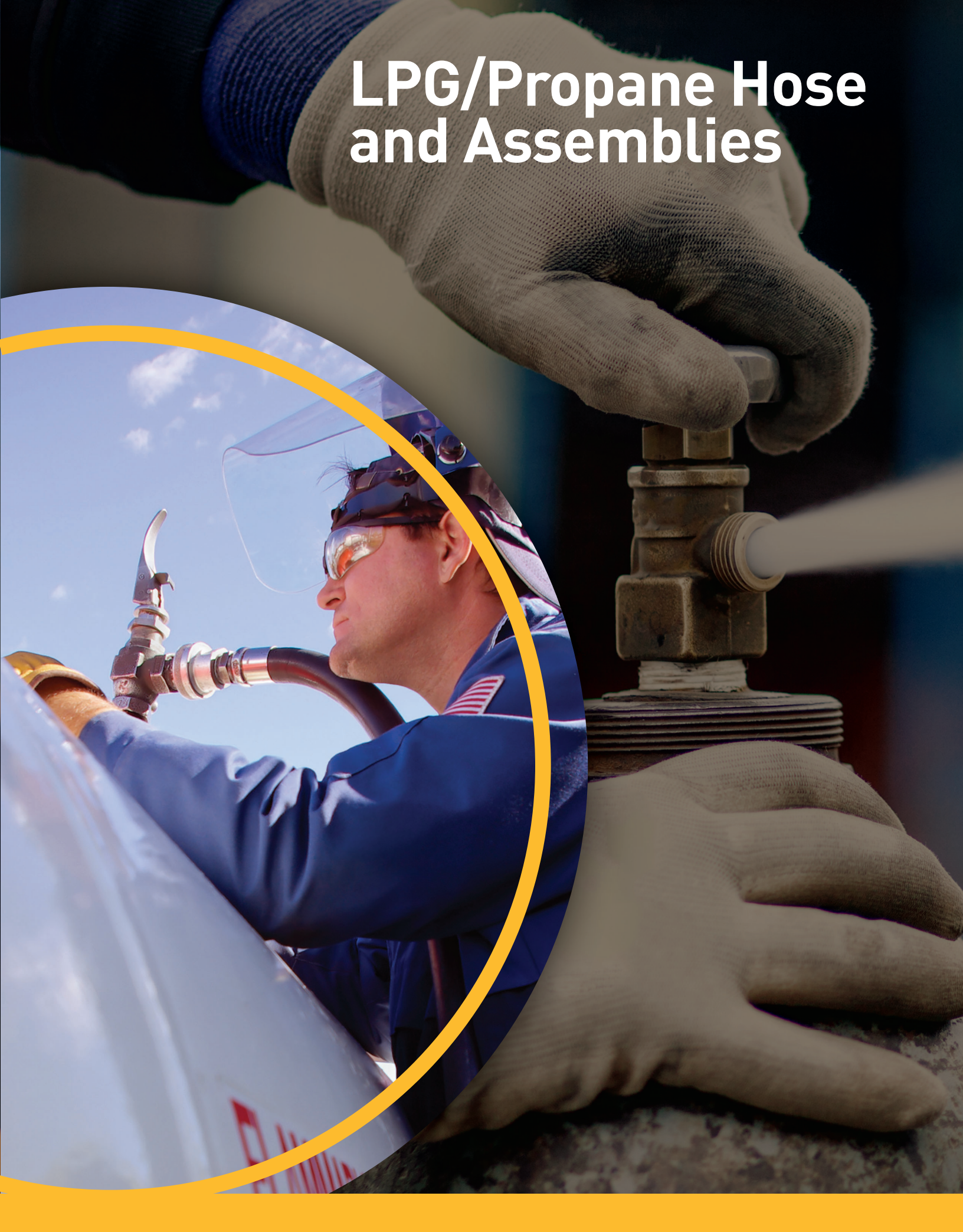
Vacuum: Not recommended

Compare to: Thermoid Premier Farm Tank

⚠️ WARNINGS!

- ▶ Couplings attached with bands or clamps may reduce the working pressure of the hose assembly to less than the maximum rated working pressure of the hose. Refer to the NAHAD Industrial Hose Assembly Guidelines.
- ▶ Do not use Parker farm pump hose for aircraft fueling or service station applications. Use only API/NFPA qualified hose for aircraft fueling applications. Use only UL330 listed hose for service station applications.

LPG/Propane Hose and Assemblies



LP Gas Hose

Series 7132



[view on web page](#)

Series 7132 is a flexible, lightweight liquefied petroleum gas (LPG)/propane delivery and transfer hose. The hose meets all Underwriters Laboratories (UL21) and Canadian Standards Association (CSA Type I) requirements. The construction incorporates multiple textile plies of reinforcement for flexibility and kink resistance. The perforated cover is resistant to mild chemicals, oil and ozone.

NOTE: Refer to the Safety and Technical Information section of this catalog for safety, handling and use information.

Series 7132 and DOT: LPG hose assemblies installed on on-road vehicles must meet Department of Transportation (DOT) requirements. Factory assemblies (3/4" and larger) are pressure tested, one of the fittings is etched with a unique DOT certification number, and a document incorporating the identical certification number accompanies each assembly. Metal DOT identification bands are also available/attached for an additional charge at customer request.

Series 7132 and Natural Gas: Series 7132 may be used for natural gas service, but ONLY under ALL of the following conditions:

- 1) The application must be in a well-ventilated environment: Outdoors, or indoors with significant continuous air movement.
- 2) Series 7132 is not to replace fixed/rigid pipe where that material is more appropriate due to reduced permeation and overall strength and durability. Use rigid pipe, non-permeable tubing or hose with barrier constructions to convey natural gas whenever possible.

Series 7132 and Compressed Natural Gas (CNG): Series 7132 is not for use in any CNG application, including fuel dispensing, on-board vehicle fuel lines, or fuel transfer.

Series 7132 and Anhydrous Ammonia (NH₃): Series 7132 is not for use with anhydrous ammonia.

Tube: Black nitrile

Reinforcement: Multiple textile plies

Cover: Black chloroprene; perforated smooth finish

Temp. Range: -40°F to +180°F (-40°C to +82°C) (The hose construction is capable of this rating, but LP Gas should NEVER be conveyed over 140°F/60°C)

Brand Method: Impression

Brand Example: PARKER SERIES 7132 (ID) CSA® 8.1 TYPE I CAUTION - LP GAS HOSE MH6737 C UH® US ISSUE NO. XXXXX 350 PSI MAX WP

Design Factor: 5:1

Industry Standards: UL21; CSA 8.1 Type I; optional DOT factory hose assembly testing and marking also available for sizes smaller than 3/4". Contact Parker.

Applications:

- LP gas/propane
- Cookers, grills, heaters, weed burners; delivery, transfer
- Agriculture, commercial and residential heating, construction, general industrial

Vacuum: Not recommended

Compare to: Boston Blackline (LPG); Gates LP350; Thermoid Type 75

(Continued on the following page)

⚠ WARNING: This product can expose you to chemicals including 1,3-Butadiene, which is known to the State of California to cause cancer and birth defects or other reproductive harm. For more information go to www.p65warnings.ca.gov.



⚠ WARNINGS!

- ▶ Use only with couplings qualified by Parker. Do not use with male swivel couplings or other couplings containing o-rings, which may dry out, crack and fail over time.
- ▶ When using this product in a mobile application such as delivery or service vehicles, the inspection procedures detailed in DOT regulation 49CFR 180.416 must be strictly adhered to.

Series 7132 – LP Gas Hose (Continued)

Crimp Specifications

For currently qualified crimp specifications including coupling designation, refer to CrimpSource at www.parker.com/crimpsource.

# Part Number	 ID (in)	 ID (mm)	 Reinf Layers	 OD (in)	 OD (mm)	 Approx Wt (lbs/ft)	 Approx Wt (kg/m)	 Min Bend Rad (in)	 Min Bend Rad (mm)	 Max WP (psi)	 Max WP (bar)	 Perm Cplg Rec *	 Nom Std Pack Qty (ft)	 Pkg Type
7132-25354	1/4	6.4	4	0.6	15.5	0.15	0.22	3	64	350	24	*	750	Reel
7132-25354E													350	Reel
7132-38354	3/8	9.5	4	0.8	19.1	0.22	0.33	4	89	350	24	HY	600	Reel
7132-38354E													300	Reel
7132-50354	1/2	12.7	4	0.9	23.8	0.32	0.48	5	114	350	24	*	500	Reel
7132-75354													350	Reel
7132-75354100	3/4	19.1	4	1.3	31.8	0.50	0.75	7	165	350	24	HY	2 x 100	Carton
7132-75354150													1 x 150	Carton
7132-75354200													1 x 200	Carton
7132-100354	1	25.4	4	1.5	38.1	0.63	0.94	8	191	350	24	*	300	Reel
7132-100354100													100	Carton
7132-100354150													1 x 150	Carton
7132-100354200													200	Reel

NOTE: "E" reel part numbers are UPS-able.

⚠ WARNING: This product can expose you to chemicals including 1,3-Butadiene, which is known to the State of California to cause cancer and birth defects or other reproductive harm. For more information go to www.p65warnings.ca.gov.

X-TREME™ Low Temperature LP Gas Hose

Series 7132XTC



[view on web page](#)

Series 7132XTC is a flexible, lightweight, low temperature liquefied petroleum gas (LPG)/propane delivery and transfer hose. The hose meets all Underwriters Laboratories (UL21) and Canadian Standards Association (CSA Type I) requirements. The construction stays flexible to -65°F (-53°C) and incorporates multiple textile plies of reinforcement for flexibility and kink resistance. The perforated cover is resistant to mild chemicals, oil and ozone.

NOTE: Refer to the Safety and Technical Information section of this catalog for safety, handling and use information.

Series 7132XTC and DOT: LPG hose assemblies installed on on-road vehicles must meet Department of Transportation (DOT) requirements. Factory assemblies (3/4" and larger) are pressure tested, one of the fittings is etched with a unique DOT certification number, and a document incorporating the identical certification number accompanies each shipment. Metal DOT identification bands are also attached at an additional charge per customer request.

Series 7132XTC and Natural Gas: Series 7132XTC may be used for natural gas service, but ONLY under ALL of the following conditions:

- 1) The application must be in a well-ventilated environment: Outdoors, or indoors with significant continuous air movement.
- 2) Series 7132XTC is not to replace fixed/rigid pipe where that material is more appropriate due to reduced permeation and overall strength and durability. Use rigid pipe, non-permeable tubing or hose with barrier constructions to convey natural gas whenever possible.

Series 7132XTC and Compressed Natural Gas (CNG): Series 7132XTC is not for use in any CNG application, including fuel dispensing, on-board vehicle fuel lines, or fuel transfer.

Series 7132XTC and Anhydrous Ammonia (NH₃): Series 7132XTC is not for use with anhydrous ammonia.

Tube: Black nitrile

Reinforcement: Multiple textile plies

Cover: Black chloroprene; perforated smooth finish

Temp. Range: -65°F to +180°F (-53°C to +82°C) (The hose construction is capable of this rating, but LP Gas should NEVER be conveyed over 140°F/60°C)

Brand Method: Impression

Brand Example: PARKER SERIES 7132XTC X-TREME CSA 8.1 TYPE I CAUTION - LP GAS HOSE (-65°F) MH6737 C UR® US ISSUE NO. XXXXX 350 PSI MAX WP

Design Factor: 5:1

Industry Standards: UL21; CSA 8.1 Type I; optional DOT factory hose assembly testing and marking also available for sizes smaller than 3/4". Contact Parker.

Applications:

- LP gas/propane
- Low temperature delivery, transfer
- Agriculture, commercial and residential heating, construction, general industrial

Vacuum: Not recommended

Compare to: Thermoid Polarflex

(Continued on the following page)

⚠ WARNING: This product can expose you to chemicals including 1,3-Butadiene, which is known to the State of California to cause cancer and birth defects or other reproductive harm. For more information go to www.p65warnings.ca.gov.















⚠ WARNINGS!

- ▶ Use only with couplings qualified by Parker. Do not use with male swivel couplings or other couplings containing o-rings, which may dry out, crack and fail over time.
- ▶ When using this product in a mobile application such as delivery or service vehicles, the inspection procedures detailed in DOT regulation 49CFR 180.416 must be strictly adhered to.

Series 7132XTC – X-TREME™ Low Temperature LP Gas Hose (Continued)

Crimp Specifications

For currently qualified crimp specifications including coupling designation, refer to CrimpSource at www.parker.com/crimpsource.

# Part Number	 ID (in)	 ID (mm)	 Reinf Layers	 OD (in)	 OD (mm)	 Approx Wt (lbs/ft)	 Approx Wt (kg/m)	 Min Bend Rad (in)	 Min Bend Rad (mm)	 Max WP (psi)	 Max WP (bar)	 Perm Cplg Rec *	 Nom Std Pack Qty (ft)	 Pkg Type
7132XTC-1000125	1	25.4	4	1.5	38.1	0.63	0.94	8	191	350	24	*	1 x 125	Carton
7132XTC-1000150	1	25.4	4	1.5	38.1	0.63	0.94	8	191	350	24	*	1 x 150	Carton

⚠ WARNING: This product can expose you to chemicals including 1,3-Butadiene, which is known to the State of California to cause cancer and birth defects or other reproductive harm. For more information go to www.p65warnings.ca.gov.

LP Gas Hose

Series 7232



[view on web page](#)

Series 7232 is a large diameter, flexible liquified petroleum gas (LPG)/propane transfer hose for large volume bulk loading/unloading and vibration-resistant onboard vehicle connections. The hose meets all Underwriters Laboratories (UL21) and Canadian Standards Association (CSA Type I) requirements. The construction incorporates multiple braids or plies of textile reinforcement for kink resistance and superior coupling retention. The perforated cover is resistant to mild chemicals, oil and ozone.

NOTE: Refer to the Safety and Technical Information section of this catalog for safety, handling and use information.

Series 7232 and DOT: LPG hose assemblies installed on on-road vehicles must meet Department of Transportation (DOT) requirements. Factory assemblies (all sizes) are pressure tested, one of the fittings is etched with a unique DOT certification number, and a document incorporating the identical certification number accompanies each assembly. Metal DOT identification bands are also available/attached for an additional charge at customer request.

Series 7232 and Natural Gas: Series 7232 may be used for natural gas service, but ONLY under ALL of the following conditions:

- 1) The application must be in a well-ventilated environment: Outdoors, or indoors with significant continuous air movement.
- 2) Series 7232 is not to replace fixed/rigid pipe where that material is more appropriate due to reduced permeation and overall strength and durability. Use rigid pipe, non-permeable tubing or hose with barrier constructions to convey natural gas whenever possible.

Series 7232 and Compressed Natural Gas (CNG): Series 7232 is not to be used for any CNG application, including fuel dispensing, on-board vehicle fuel lines, or fuel transfer.

Series 7232 and Anhydrous Ammonia (NH₃): Series 7232 is not for use with anhydrous ammonia.

Tube: Black nitrile

Reinforcement: Multiple textile braids

Cover: Black chloroprene; perforated wrapped finish

Temp. Range: -40°F to +180°F (-40°C to +82°C) (The hose construction is capable of this rating, but LP Gas should NEVER be conveyed over 140°F/60°C)

Brand Method: Side one: Embossed

Side two: Black text on yellow stripe

Brand Example: Side one (Embossed): PARKER SERIES 7232 CSA 8.1 TYPE I CAUTION - LP GAS HOSE MH6737 C UR® US ISSUE NO. XXXX 350 PSI MAX WP
Side two (Stripe): PARKER LP GAS HOSE

Design Factor: 5:1

Industry Standards: UL21; CSA 8.1 Type I; optional DOT factory hose assembly testing and marking also available. Contact Parker.

Applications:

- LP gas/propane
- Bulk loading/unloading, in-plant tank transfer, transport
- Agriculture, commercial and residential heating, construction, general industrial

Vacuum: Not recommended

Compare to: Boston Blackline (LPG); Gates LP350; Thermoid Type 65

(Continued on the following page)

⚠ WARNING: This product can expose you to chemicals including Carbon Black, which is known to the State of California to cause cancer. For more information go to www.p65warnings.ca.gov.















⚠ WARNINGS!

- ▶ Use only with couplings qualified by Parker. Do not use with male swivel couplings or other couplings containing o-rings, which may dry out, crack and fail over time.
- ▶ When using this product in a mobile application such as delivery or service vehicles, the inspection procedures detailed in DOT regulation 49CFR 180.416 must be strictly adhered to.

Series 7232 – LP Gas Hose (Continued)

Crimp Specifications

For currently qualified crimp specifications including coupling designation, refer to CrimpSource at www.parker.com/crimpsource.

# Part Number	 ID (in)	 ID (mm)	 Reinf Layers	 OD (in)	 OD (mm)	 Approx Wt (lbs/ft)	 Approx Wt (kg/m)	 Min Bend Rad (in)	 Min Bend Rad (mm)	 Max WP (psi)	 Max WP (bar)	 Perm Cplg Rec *	 Nom Std Pack Qty (ft)	 Pkg Type
7232-1252	1-1/4	31.8	2	1.8	46.1	0.85	1.27	12	305	350	24	HY	300	Reel
7232-1252100												HY	100	Carton
7232-1503K	1-1/2	38.1	2	2.2	54.8	1.12	1.67	14	356	350	24	43	150	Carton
7232-2003K	2	50.8	4	2.8	69.9	1.90	2.83	16	406	350	24	LA	150	Carton

⚠ WARNING: This product can expose you to chemicals including Carbon Black, which is known to the State of California to cause cancer. For more information go to www.p65warnings.ca.gov.

LP Gas Hose Static Wire

Series SS106



[view on web page](#)

Series SS106 is a large diameter, heavy duty liquefied petroleum gas (LPG)/propane transfer hose for large volume bulk loading/unloading. The hose construction incorporates multiple plies of textile reinforcement for flexibility and kink resistance, and the perforated cover is resistant to abrasion, oil and ozone. The hose meets ISO 2928-1986 (E) requirements.

- NOTES:**
- Not for applications requiring Underwriters Laboratories (UL) or Canadian Gas Association (CGA) performance or listing.
 - Refer to the Safety and Technical Information section of this catalog for safety, handling and use information.

Series SS106 and Natural Gas: Series SS106 may be used for natural gas service, but ONLY under ALL of the following conditions:

- 1) The application must be in a well-ventilated environment: Outdoors, or indoors with significant continuous air movement.
- 2) Series SS106 is not to replace fixed/rigid pipe where that material is more appropriate due to reduced permeation and overall strength and durability. Use rigid pipe, non-permeable tubing or hose with barrier constructions to convey natural gas whenever possible.

Series SS106 and Compressed Natural Gas (CNG): Series SS106 is not to be used for any CNG application, including fuel dispensing, on-board vehicle fuel lines, or fuel transfer.

Series SS106 and Anhydrous Ammonia (NH₃): Series SS106 is not for use with anhydrous ammonia.

Crimp Specifications

For currently qualified crimp specifications including coupling designation, refer to CrimpSource at www.parker.com/crimpsource.

#												
Part Number	ID (in)	ID (mm)	Reinf Layers	OD (in)	OD (mm)	Approx Wt (lbs/ft)	Approx Wt (kg/m)	Max WP (psi)	Max WP (bar)	Perm Cplg Rec *	Nom Std Pack Qty (ft)	Pkg Type
SS106-3000	3	76.2	4	3.7	95.0	2.53	3.77	350	24	*	100	Coil

WARNING: This product can expose you to chemicals including DEHP, which is known to the State of California to cause cancer and birth defects or other reproductive harm. For more information go to www.p65warnings.ca.gov.

Tube: Black nitrile

Reinforcement: Multiple textile plies with static wire

Cover: Black nitrile; perforated wrapped finish

Temp. Range: -22°F to +158°F (-30°C to +70°C) (The hose construction is capable of this rating, but LP Gas should NEVER be conveyed over 140°F/60°C)

Brand Method: Embossed

Brand Example: PARKER SERIES SS106 (ID) LPG HOSE
ISO 2928-1986 (E) 20 BAR 350 PSI WP

Design Factor: 5:1

Industry Standards: ISO 2928-1986 (E)

Applications:

- LP gas/propane
- Bulk loading/unloading; in-plant tank transfer

Vacuum: Not recommended

WARNING! Use only with couplings qualified by Parker. Do not use with male swivel couplings or other couplings containing o-rings, which may dry out, crack and fail over time.

LP Gas Vapor Hose

Series 7122



[view on web page](#)

Series 7122 is a flexible, lightweight, light duty hose connector for transfer of LP Gas vapor in space heaters for chicken brooders and other light applications. The hose construction incorporates multiple textile plies of reinforcement for flexibility and kink resistance. The perforated cover is resistant to mild chemicals, oil and ozone.

- NOTES:**
- Do not use to transfer liquid LP gas in gas grill or other applications requiring Underwriters Laboratories (UL) or Canadian Standards Association (CSA) performance or listing.
 - Refer to the Safety and Technical Information section of this catalog for safety, handling and use information.

Series 7122 and Natural Gas: Series 7122 may be used for natural gas service, but ONLY under ALL of the following conditions:

- 1) The application must be in a well-ventilated environment: Outdoors, or indoors with significant continuous air movement.
- 2) Series 7122 is not to replace fixed/rigid pipe where that material is more appropriate due to reduced permeation and overall strength and durability. Use rigid pipe, non-permeable tubing or hose with barrier constructions to convey natural gas whenever possible.

Crimp Specifications

For currently qualified crimp specifications including coupling designation, refer to CrimpSource at www.parker.com/crimpsource.

#														
Part Number	ID (in)	ID (mm)	Reinf Layers	OD (in)	OD (mm)	Approx Wt (lbs/ft)	Approx Wt (kg/m)	Min Bend Rad (in)	Min Bend Rad (mm)	Max WP (psi)	Max WP (bar)	Perm Cplg Rec *	Nom Std Pack Qty (ft)	Pkg Type
7122-38200	3/8	9.5	2	0.7	16.7	0.15	0.22	4	97	125	9	HY	700	Reel

WARNING: This product can expose you to chemicals including DEHP, which is known to the State of California to cause cancer and birth defects or other reproductive harm. For more information go to www.p65warnings.ca.gov.

Tube: Black nitrile

Reinforcement: Multiple textile plies

Cover: Red chloroprene; perforated smooth finish

Temp. Range: -20°F to +160°F (-29°C to +71°C) (The hose construction is capable of this rating, but LP Gas should NEVER be conveyed over 140°F/60°C)

Brand Method: Black ink

Brand Example: PARKER SERIES 7122 LPG VAPOR HOSE
125 PSI MAX WP

Design Factor: 4:1

Industry Standards: None applicable

Applications:

- LP gas – vapor ONLY
- Chicken brooders, space heaters
- Agriculture, light industrial

Vacuum: Not recommended

Compare to: Gates LPG Vapor

LP Gas Hose Stainless Steel Reinforced – Textile Cover

Series SS25UL



[view on web page](#)

Series SS25UL is a textile-covered, small diameter, extremely durable liquefied petroleum gas (LPG)/propane transfer hose in applications such as fuel line hose on forklifts and utility equipment. The hose meets all Underwriter Laboratories (UL21) requirements. The construction incorporates high tensile stainless steel braided reinforcement for superior strength, durability and kink resistance. The textile cover is resistant to abrasion, mild chemicals, and ozone. Series SS25UL is qualified with Parker crimp couplings and is compatible with Parker Series 20 field reattachable fittings.

NOTE: Refer to the Safety and Technical Information section of this catalog for safety, handling and use information.

Series SS25UL and Natural Gas: SS25UL may be used for natural gas service, but ONLY under ALL of the following conditions:

- 1) The application must be in a well-ventilated environment: Outdoors, or indoors with significant continuous air movement.
- 2) Series SS25UL is not to replace fixed/rigid pipe where that material is more appropriate due to reduced permeation and overall strength and durability. Use rigid pipe, non-permeable tubing or hose with barrier constructions to convey natural gas whenever possible.

Series SS25UL and Compressed Natural Gas (CNG): Series SS25UL is not to be used for any CNG application, including fuel dispensing, on-board vehicle fuel lines, or fuel transfer.

Crimp Specifications

For currently qualified crimp specifications including coupling designation, refer to CrimpSource at www.parker.com/crimpsource.

# Part Number	ID (in)	ID (mm)	Reinf Layers	OD (in)	OD (mm)	Approx Wt (lbs/ft)	Approx Wt (kg/m)	Min Bend Rad (in)	Min Bend Rad (mm)	Max WP (psi)	Max WP (bar)	Nom Std Pack Qty (ft)	Pkg Type
SS25UL-251	1/4	6.4	1	0.6	14.8	0.13	0.19	2	43	350	24	500	Reel
SS25UL-311	5/16	7.9	1	0.7	17.1	0.18	0.27	2	51	350	24	500	Reel
SS25UL-401	13/32	10.3	1	0.8	19.5	0.21	0.31	2	58	350	24	500	Reel
SS25UL-501	1/2	12.7	1	0.9	23.4	0.29	0.43	3	71	350	24	500	Reel

Reattachable Couplings: Parker Series 20.

WARNING: This product can expose you to chemicals including Carbon Black, which is known to the State of California to cause cancer. For more information go to www.p65warnings.ca.gov.


Tube: Black nitrile

Reinforcement: One stainless steel braid

Cover: Black chloroprene-impregnated textile braid

Temp. Range: -40°F to +180°F (-40°C to +82°C) (The hose construction is capable of this rating, but LP Gas should NEVER be conveyed over 140°F/60°C)

Brand Method: White ink with dashed spiral stripe

Brand Example: Side one: PARKER SERIES SS25UL
CAUTION LP GAS HOSE MH6737 C 
ISSUE NO. XXXX 350 PSI MAX WP

Side Two: CAUTION FOR LP GAS USE ONLY
1750 PSI MIN BURST

Design Factor: 5:1

Industry Standards: UL21

Applications:

- LP gas/propane
- Fork lifts

Vacuum: Not recommended

Compare to: Gates Stainless Steel LPG

WARNING! Use only with couplings qualified by Parker. Do not use with male swivel couplings or other couplings containing o-rings, which may dry out, crack and fail over time.

Material Handling Hose



MPW-1000® High Pressure Wire Braid Multipurpose Hose

Series 7204



[view on web page](#)

Series 7204 hose construction incorporates a premium grade tube especially suited for high temperature materials. The high tensile wire braid reinforcement provides durability, kink resistance, high pressure capability and superior coupling retention, and the cover is resistant to heat, oil and weathering. The tube resists popcorning and oil-based detergents and rust inhibitors found in steam systems.

- NOTES:**
- Do not use in hot, dry air applications.
 - Do not use to dispense or transfer biodiesel, diesel fuel or gasoline in regulated service (API, NFPA, UL, ULC or any other agency approval or listing).
 - Do not use in vehicle engine applications.
 - Refer to the Refined Fuel/Hose Compatibility Table in the Media Compatibility section.

Crimp Specifications

For currently qualified crimp specifications including coupling designation, refer to CrimpSource at www.parker.com/crimpsource.

# Part Number	ID (in)	ID (mm)	Reinf Layers	OD (in)	OD (mm)	Approx Wt (lbs/ft)	Approx Wt (kg/m)	Min Bend Rad (in)	Min Bend Rad (mm)	Max WP (psi)	Max WP (bar)	Perm Cplg Rec *	Nom Std Pack Qty (ft)	Pkg Type
7204-751	3/4	19.1	1	1.2	30.1	0.52	0.77	10	254	1000	69	43	500	Reel
7204-1001	1	25.4	1	1.5	38.1	0.75	1.12	12	305	1000	69	43	500	Reel

WARNING: This product can expose you to chemicals including Carbon Black, which is known to the State of California to cause cancer. For more information go to www.p65warnings.ca.gov.

Tube: Black nitrile

Reinforcement: One wire braid

Cover: Black chloroprene; perforated wrapped finish

Temp. Range: Air: -20°F to +158°F (-29°C to +70°C)

Steam: -20°F to +368°F (-29°C to +187°C) saturated steam to 150 psi max WP

Other: -20°F to +300°F (-29°C to +149°C) / 350°F (177°C) intermittent

Brand Method: Embossed

Brand Example: PARKER SERIES 7204 - MPW XXX PSI MAX WP

Design Factor: 4:1 (10:1 steam @ 150 psi/10 bar)

Industry Standards: None applicable

Applications:

- Air, mild chemicals, oil, water; hot asphalt, glue, oil, tar and wax; steam; biodiesel (to B20 in dedicated and non-dedicated service), diesel, ethanol, gasoline
- High pressure washdown; cleaning containment vessels and manufacturing equipment; cleaning and heating processing equipment
- General industrial, manufacturing and processing plants, refineries

Vacuum: Not recommended

Compare to: Boston Hot Tar Pumping; ContiTech Pyroflex; Gates 319MB Gold Master

⚠ WARNINGS!

- ▶ Failure to properly inspect, maintain, test and use steam hose assemblies may result in property damage, personal injury or death. Refer to ARPM publication IP-11-1, "Guide for Use, Testing and Inspection of Steam Hose."
- ▶ Water changes to hot water and phases of steam when subjected to heat and pressure. The greater the pressure, the higher the temperature required to achieve and maintain a steam phase. If steam escapes, dangerous quantities of heat may be released very suddenly. Exposure to hot water, low pressure steam and high pressure steam may cause severe scalding or fatal burns.
- ▶ Use only hoses designated for steam service for steam applications. Use ONLY Parker recommended hose/coupling combinations for steam applications. Refer to CrimpSource® at www.parker.com/crimpsource.
- ▶ Prior to use with detergents or rust inhibitors, refer to the chemical guide in this catalog or contact Parker.
- ▶ Drain steam hose after each use to reduce the possibility of hose popcorning while in service.
- ▶ Couplings attached with bands or clamps may reduce the working pressure of the hose assembly to less than the maximum rated working pressure of the hose. Refer to the NAHAD Industrial Hose Assembly Guidelines.

WILDCATTER®

Hot Tar Hose

Series SW387



[view on web page](#)














Series SW387 is a suction and discharge hose for high temperature materials such as hot asphalt, glue, oil, tar and wax to 300°F continuous. The hose construction incorporates a dual wire helix that provides full suction capability, kink resistance and a path to conduct a static electrical charge to ground. The cover is resistant to abrasion, heat, oil and weathering.

NOTE: For other hot tar and asphalt hoses, refer to Series 7204.

The Wildcatter trade name indicates the product is designed and manufactured for premium service in oilfield applications. However, Wildcatter products may be used in other industries, markets and applications where the product meets the required performance criteria.

Crimp Specifications

For currently qualified crimp specifications including coupling designation, refer to CrimpSource at www.parker.com/crimpsource.

# Part Number	 ID (in)	 ID (mm)	 Reinf Layers	 OD (in)	 OD (mm)	 Approx Wt (lbs/ft)	 Approx Wt (kg/m)	 Min Bend Rad (in)	 Min Bend Rad (mm)	 Max WP (psi)	 Max WP (bar)	 Nom Std Pack Qty (ft)	 Pkg Type
SW387-1500	1-1/2	38.1	2	2.1	54.0	0.98	1.46	6	152	150	10	100	Coil
SW387-2000	2	50.8	2	2.6	66.7	1.43	2.13	8	203	150	10	100	Coil
SW387-2500	2-1/2	63.5	2	3.4	85.7	1.84	2.74	10	254	150	10	100	Coil
SW387-3000	3	76.2	2	3.8	95.3	2.42	3.61	12	305	150	10	100	Coil
SW387-4000	4	101.6	2	4.8	122.2	3.60	5.36	18	457	150	10	100	Coil

WARNING: This product can expose you to chemicals including Carbon Black, which is known to the State of California to cause cancer. For more information go to www.p65warnings.ca.gov.

Tube: Black nitrile; ARPM Class A oil resistance

Reinforcement: Multiple textile plies with dual wire helix

Cover: Black nitrile; ARPM Class A oil resistance; wrapped finish

Temp. Range: -40°F to +300°F (-40°C to +177°C)

Brand Method: Black text on red stripe

Brand Example: PARKER **WILDCATTER** SW387 HOT TAR HOSE 150 PSI MAX WP

Design Factor: 4:1

Industry Standards: None applicable

Applications:

- Hot asphalt, glue, oil, tar
- In-plant and storage tank transfer
- Delivery, transport applicator trucks

Vacuum: 29" Hg (737 mm Hg)


Compare to: Boston Black Cat; ContiTech Pyroflex; Thermoid Transporter

WARNING! Do not use for continuous service at 350°F. Do not use above 350°F for any service or any duration. Using above the recommended service duration or temperature may lead to premature hose failure and property damage, personal injury or death.

WILDCATTER®

Multipurpose Fracking Hose

Series 7331/7331XT



[view on web page](#)

Series 7331/7331XT is a high pressure oilfield stimulation/fracking suction & discharge hose designed to handle oil and refined fuels such as biodiesel (to B20 in dedicated service), diesel, ethanol and gasoline, as well as brine, mild chemicals, fracking fluids, drilling mud, petroleum waste, slurries and water. The heavy duty multipurpose hose construction provides an extended service life in multiple applications, and incorporates a wire helix that provides full suction capability, kink resistance, flexibility for ease of handling and a path to conduct a static electrical charge to ground. The cover is resistant to abrasion, oil and weathering.

The Wildcatter trade name indicates the product is designed and manufactured for premium service in oilfield applications. However, Wildcatter products may be used in other industries, markets and applications where the product meets the required performance criteria.

Crimp Specifications

For currently qualified crimp specifications including coupling designation, refer to CrimpSource at www.parker.com/crimpsource.

# Part Number	ID (in)	ID (mm)	Reinf Layers	OD (in)	OD (mm)	Approx Wt (lbs/ft)	Approx Wt (kg/m)	Min Bend Rad (in)	Min Bend Rad (mm)	Max WP (psi)	Max WP (bar)	Perm Cplg Rec *	Nom Std Pack Qty (ft)	Pkg Type
7331-2000	2	50.8	2	2.6	64.8	1.16	1.73	8	203	400	28	*	100	Coil
7331-3000	3	76.2	2	3.6	91.7	1.98	2.95	15	381	400	28	*	100	Coil
7331-4000	4	101.6	4	4.9	124.2	3.90	5.81	20	508	400	28	*	100	Coil
7331-6000	6	152.4	6	7.1	179.0	7.65	11.40	36	914	400	28	*	100	Coil
7331XT-6000	6	152.4	6	7.1	179.3	7.08	10.54	36	914	400	28	*	100	Coil

WARNING: This product can expose you to chemicals including Carbon Black, which is known to the State of California to cause cancer. For more information go to www.p65warnings.ca.gov.

Tube: Black nitrile; ARPM Class A oil resistance

Reinforcement: Multiple textile plies with one or multiple wire helices

Cover: 7331: Black nitrile blend; wrapped finish
7331XT: Black nitrile blend with sleek UHMWPE abrasion resistant finish

Temp. Range: -40°F to +200°F (-40°C to +93°C)

Brand Method: Blue text on yellow stripe

Brand Example: PARKER **WILDCATTER** (7331) (7331XT)
SUCTION HOSE 400 PSI

Design Factor: 4:1

Industry Standards: None applicable

Applications:

- Biodiesel (to B20 in dedicated service), diesel, ethanol, gasoline, oil
- Brine, mild chemicals, fracking fluids, drilling mud, petroleum waste, slurries, water
- General industrial, oilfield

Vacuum: 29" Hg (737 mm Hg)

WARNING! Do not use for continuous service at 350°F. Do not use above 350°F for any service or any duration. Using above the recommended service duration or temperature may lead to premature hose failure and property damage, personal injury or death.

SUPER-FLEX® Corrugated Material Handling Hose Suction / Vacuum 3/16" Natural Rubber / SBR Blend Tube Series 7363



view on web page

Series 7363 is a flexible suction and discharge hose for dry or wet abrasive materials in applications such as loading/unloading barges, hoppers and railcars, and debris evacuation. The static dissipating 3/16" natural rubber/SBR blend tube provides abrasion resistance, and the wire helix provides full suction capability and kink resistance. The corrugated natural rubber blend cover provides flexibility and is resistant to abrasion and weathering.

# Part Number	ID (in)	ID (mm)	Reinf Layers	OD (in)	OD (mm)	Approx Wt (lbs/ft)	Approx Wt (kg/m)	Min Bend Rad (in)	Min Bend Rad (mm)	Max WP (psi)	Max WP (bar)	Nom Std Pack Qty (ft)	Pkg Type
7363-3000	3	76.2	3	3.8	96.6	2.35	3.50	9	229	100	7	100	Coil
7363-4000	4	101.6	3	4.8	123.1	3.26	4.86	12	305	100	7	100	Coil
7363-5000	5	127.0	3	5.9	150.6	4.64	6.91	15	381	100	7	100	Coil
7363-6000	6	152.4	3	6.9	176.2	5.60	8.34	18	457	100	7	100	Coil

WARNING: This product can expose you to chemicals including Carbon Black, which is known to the State of California to cause cancer. For more information go to www.p65warnings.ca.gov.

Tube: Black natural rubber/SBR blend; static dissipating

Reinforcement: Multiple textile plies with wire helix

Cover: Black natural rubber/SBR blend; corrugated wrapped finish

Temp. Range: -40°F to +160°F (-40°C to +71°C)

Brand Method: White text on black stripe

Brand Example: PARKER SERIES 7363 SUPER-FLEX®
ABRASIVE SUCTION AND DISCHARGE
100 PSI MAX WP

Design Factor: 3:1

Industry Standards: None applicable

Applications:

- Abrasive materials, debris, water
- Loading/unloading barges, hoppers and railcars
- Construction, general industrial, mining, sewer cleaning

Vacuum: 29" Hg (737 mm Hg)

Compare to: Boston Sabertooth; ContiTech Plicord HD Vacuum; Diversiflex; Gates 688SB

WARNING! Couplings attached with bands or clamps may reduce the working pressure of the hose assembly to less than the maximum rated working pressure of the hose. Refer to the NAHAD Industrial Hose Assembly Guidelines.

DAY-LITE® Corrugated Material Handling Hose Suction / Vacuum Natural Rubber / SBR Blend Tube Series 8341



[view on web page](#)

Series 8341 is a flexible suction/vacuum and discharge hose for dry or wet abrasive materials such as debris evacuation by mobile vacuum trucks in sewer cleaning and similar applications. The static dissipating natural rubber/SBR blend tube provides abrasion resistance, and the wire helix provides full suction capability and kink resistance. The corrugated natural rubber/SBR cover provides flexibility and is resistant to abrasion and weathering.

# Part Number	ID (in)	ID (mm)	Reinf Layers	OD (in)	OD (mm)	Approx Wt (lbs/ft)	Approx Wt (kg/m)	Min Bend Rad (in)	Min Bend Rad (mm)	Max WP (psi)	Max WP (bar)	Nom Std Pack Qty (ft)	Pkg Type
8341-1500	1-1/2	38.1	2	2.0	50.0	0.77	1.15	5	114	75	5	100	Coil
8341-2000	2	50.8	2	2.5	63.0	1.00	1.49	6	152	75	5	100	Coil
8341-3000	3	76.2	2	3.5	90.0	1.62	2.41	9	229	75	5	100	Coil
8341-4000	4	101.6	2	4.6	117.2	2.47	3.68	12	305	75	5	100	Coil
8341-6000	6	152.4	2	6.7	170.0	4.41	6.57	18	457	75	5	100	Coil
8341-8000	8	203.2	3	8.7	221.0	5.91	8.81	24	610	75	5	100	Coil

⚠️ WARNING: This product can expose you to chemicals including Lead, which is known to the State of California to cause cancer and birth defects or other reproductive harm. For more information go to www.p65warnings.ca.gov.

Tube: Black natural rubber/SBR blend

Reinforcement: Multiple textile plies with wire helix

Cover: Black natural rubber/SBR; corrugated wrapped finish

Temp. Range: -40°F to +180°F (-40°C to +83°C)

Brand Method: Black text on green stripe

Brand Example: PARKER SERIES 8341 DAY-LITE®
SUCTION AND DISCHARGE HOSE

Design Factor: 3:1

Industry Standards: None applicable

Applications:

- Abrasive materials, debris, water
- Construction, general industrial, sewer cleaning

Vacuum: 29" Hg (737 mm Hg)

Compare to: ContiTech Plicord Vacuum

⚠️ WARNING! Couplings attached with bands or clamps may reduce the working pressure of the hose assembly to less than the maximum rated working pressure of the hose. Refer to the NAHAD Industrial Hose Assembly Guidelines.

DAY-LITE® Corrugated Material Handling Hose Suction/Vacuum Natural Rubber / SBR Blend Tube Series 8341HD



[view on web page](#)

Parker's new Day-Lite 8341HD designed for use in daylighting to both excavate and remove soil allowing to safely expose utility lines and underground pipes. Daylighting construction applications include exposing buried lines and cables, potholing, and debris removal. DAY-LITE 8341HD offers an increased tube thickness of 3/16", full vacuum and 3:1 safety factor. The static dissipating natural rubber/SBR blend tube provides abrasion resistance, and wire helix provides full suction capability and kink resistance. The corrugated natural rubber/SBR cover provides flexibility and is resistant to abrasion and weathering.

# Part Number	# Size/ ID in	Hose O.D.		Weight		Min. Bend Radius		Max Working Pressure	Vacuum	Packaging
		in	mm	(lbs/ft)	(kg/m)	in	mm			
8341HD-8000-33	8	9.3	236	9.8	4.4	28	711	75	Full	33 ft. (1 piece, continuous, coiled)

WARNING: This product can expose you to chemicals including Lead, which is known to the State of California to cause cancer and birth defects or other reproductive harm. For more information go to www.p65warnings.ca.gov.

Tube: Black natural rubber/SBR blend

Reinforcement: Multiple textile plies with wire helix

Cover: Black natural rubber/SBR; corrugated wrapped finish

Temp. Range: -40°F to +180°F (-40°C to +83°C)

Brand Method: Black text on green stripe

Brand Example: PARKER SERIES 8341HD DAY-LITE®
SUCTION AND DISCHARGE HOSE

Design Factor: 3:1

Industry Standards: None applicable

Applications:

- Abrasive materials, debris, water
- Construction, general industrial, sewer cleaning

Vacuum: 29" Hg (737 mm Hg)

Compare to: ContiTech Plicord Vacuum

WARNING! Couplings attached with bands or clamps may reduce the working pressure of the hose assembly to less than the maximum rated working pressure of the hose. Refer to the NAHAD Industrial Hose Assembly Guidelines.












WILDCATTER® Material Handling Hose 1/8" SBR Tube Series SS135



[view on web page](#)

Series SS135 is a lightweight, low pressure discharge hose for dry abrasive materials such as cement and powders. The static dissipating 1/8" SBR tube provides abrasion resistance and the SBR cover is resistant to abrasion, cuts, scuffs and weathering.

The Wildcatter trade name indicates the product is designed and manufactured for premium service in oilfield applications. However, Wildcatter products may be used in other industries, markets and applications where the product meets the required performance criteria.

# Part Number	 ID (in)	 ID (mm)	 Reinf Layers	 OD (in)	 OD (mm)	 Approx Wt (lbs/ft)	 Approx Wt (kg/m)	 Max WP (psi)	 Max WP (bar)	 Nom Std Pack Qty (ft)	 Pkg Type
SS135-4000	4	101.6	2	4.5	114.3	1.49	2.22	65	5	100	Coil
SS135-4500	4-1/2	114.3	2	5.0	127.0	1.71	2.55	65	5	100	Coil
SS135-5000	5	127.0	2	5.5	139.7	1.90	2.83	65	5	100	Coil
SS135-6000	6	152.4	2	6.6	166.6	2.32	3.46	65	5	100	Coil

WARNING: This product can expose you to chemicals including Carbon Black, which is known to the State of California to cause cancer. For more information go to www.p65warnings.ca.gov.

Tube: 1/8" Black SBR; static dissipating
Reinforcement: Multiple textile plies
Cover: Black SBR; wrapped finish
Temp. Range: -40°F to +180°F (-40°C to +83°C)
Brand Method: Black text on white stripe
Brand Example: PARKER **WILDCATTER** SS135 DRY CEMENT DISCHARGE 65 PSI WP
Design Factor: 4:1
Industry Standards: None applicable

Applications:

- Abrasive materials, dry cement, lime, powders, silica
- Bulk transport trucks
- Construction, general industrial

Vacuum: Not recommended
Compare to: Boston Lynx HD; ContiTech Black Softwall; Gates Dry Cement Delivery; Thermoid Transporter

WARNING! Couplings attached with bands or clamps may reduce the working pressure of the hose assembly to less than the maximum rated working pressure of the hose. Refer to the NAHAD Industrial Hose Assembly Guidelines.












WILDCATTER® Material Handling Hose 1/4" SBR Tube Series SS247



[view on web page](#)

Series SS247 is a flexible, heavy duty discharge hose for dry abrasive materials such as pebble lime and sand. The static dissipating 1/4" SBR tube provides abrasion resistance and the SBR cover is resistant to abrasion, cuts, scuffs and weathering.

The Wildcatter trade name indicates the product is designed and manufactured for premium service in oilfield applications. However, Wildcatter products may be used in other industries, markets and applications where the product meets the required performance criteria.

# Part Number	 ID (in)	 ID (mm)	 Reinf Layers	 OD (in)	 OD (mm)	 Approx Wt (lbs/ft)	 Approx Wt (kg/m)	 Max WP (psi)	 Max WP (bar)	 Nom Std Pack Qty (ft)	 Pkg Type
SS247-4000	4	101.6	2	4.8	120.7	2.49	3.71	75	5	100	Coil
SS247-4500	4-1/2	114.3	2	5.3	133.4	2.79	4.16	75	5	100	Coil
SS247-5000	5	127.0	2	5.8	146.1	3.11	4.63	75	5	100	Coil
SS247-6000	6	152.4	2	6.8	171.5	3.69	5.50	70	5	100	Coil
SS247-8000	8	203.2	2	8.8	222.3	4.88	7.27	60	4	100	Coil

WARNING: This product can expose you to chemicals including Carbon Black, which is known to the State of California to cause cancer. For more information go to www.p65warnings.ca.gov.

Tube: 1/4" Black SBR; static dissipating

Reinforcement: Multiple textile plies

Cover: Black SBR; wrapped finish

Temp. Range: -40°F to +180°F (-40°C to +83°C)

Brand Method: Black text on blue stripe

Brand Example: PARKER **WILDCATTER** SS247 HEAVY DUTY DRY CEMENT XXX PSI WP

Design Factor: 3:1

Industry Standards: None applicable

Applications:

- Dry abrasive materials, cement, pebble lime, powders, sand, silica
- In-plant transfer/loading, bulk transport trucks
- Construction, general industrial

Vacuum: Not recommended

Compare to: Boston Lynx HD; ContiTech Black Softwall; Gates Dry Cement Delivery; Thermoid Transporter

WARNING! Couplings attached with bands or clamps may reduce the working pressure of the hose assembly to less than the maximum rated working pressure of the hose. Refer to the NAHAD Industrial Hose Assembly Guidelines.

Sand Recovery Hose

Suction / Vacuum














3/16" Natural Rubber Tube

Series SW409



[view on web page](#)

Series SW409 is a heavy duty suction and discharge hose for transfer and recovery of sand and severely abrasive materials. The static dissipating 3/16" natural rubber tube provides abrasion resistance, and the dual wire helix provides full suction capability and kink resistance. The SBR cover is resistant to abrasion, cuts, scuffs and weathering.

# Part Number	 ID (in)	 ID (mm)	 Reinf Layers	 OD (in)	 OD (mm)	 Approx Wt (lbs/ft)	 Approx Wt (kg/m)	 Min Bend Rad (in)	 Min Bend Rad (mm)	 Max WP (psi)	 Max WP (bar)	 Nom Std Pack Qty (ft)	 Pkg Type
SW409-2000	2	50.8	2	2.8	69.9	1.41	2.10	6	152	200	14	100	Coil
SW409-3000	3	76.2	2	3.8	95.3	2.42	3.61	12	305	175	12	100	Coil
SW409-4000	4	101.6	2	4.8	120.7	3.16	4.71	16	406	150	10	100	Coil
SW409-5000	5	127.0	2	5.8	147.6	4.25	6.33	20	508	100	7	100	Coil
SW409-6000	6	152.4	2	6.8	173.0	5.30	7.90	24	610	100	7	100	Coil

WARNING: This product can expose you to chemicals including Carbon Black, which is known to the State of California to cause cancer. For more information go to www.p65warnings.ca.gov.

Tube: 3/16" Black natural rubber; static dissipating
Reinforcement: Multiple textile plies with dual wire helix
Cover: Black SBR; wrapped finish
Temp. Range: -40°F to +150°F (-40°C to +66°C)
Brand Method: Black text on red stripe
Brand Example: PARKER SERIES SW409 SAND RECOVERY HOSE XXX PSI WP

Design Factor: 4:1
Industry Standards: None applicable
Applications:

- Abrasive materials, debris, sand
- Construction, general industrial, mining, sand clean-up/recovery

Vacuum: 29" Hg (737 mm Hg)


WARNING! Couplings attached with bands or clamps may reduce the working pressure of the hose assembly to less than the maximum rated working pressure of the hose. Refer to the NAHAD Industrial Hose Assembly Guidelines.

Oil Field Hose



WILDCATTER® BS & W™ Corrugated Vacuum Hose

Series 7213E



[view on web page](#)

Series 7213E is a flexible yet durable suction and discharge hose designed to handle brine, crude oil, mild chemicals, petroleum waste, sediments, sludge, slurries and water in harsh oilfield bottom sediment and waste pit recovery applications. The corrugated hose construction incorporates a wire helix that provides full suction capability, flexibility, kink resistance, and a path to conduct a static electrical charge to ground. The nitrile/SBR cover is resistant to abrasion, oil and weathering.

NOTES: • Do not use with refined oil or fuel.

- This hose is not intended to transfer undiluted solutions of diesel fuel, fuel oil, kerosene or petroleum distillates. However, it is suitable for transferring brine, crude oil, drilling mud, fracking fluids, fresh water, mild chemicals, salt water and slurries that may contain additives such as diesel fuel, fuel oil, kerosene or petroleum distillates that are used as corrosion or freeze inhibitors, or gelling agents.

The Wildcatter trade name indicates the product is designed and manufactured for premium service in oilfield applications. However, Wildcatter products may be used in other industries, markets and applications where the product meets the required performance criteria.

Crimp Specifications

For currently qualified crimp specifications including coupling designation, refer to CrimpSource at www.parker.com/crimpsource.

# Part Number	ID (in)	ID (mm)	Reinf Layers	OD (in)	OD (mm)	Approx Wt (lbs/ft)	Approx Wt (kg/m)	Min Bend Rad (in)	Min Bend Rad (mm)	Max WP (psi)	Max WP (bar)	Perm Cplg Rec *	Nom Std Pack Qty (ft)	Pkg Type
7213E-1500	1-1/2	38.1	2	2.0	50.2	0.86	1.28	4	102	150	10	*	100	Coil
7213E-2000	2	50.8	3	2.4	62.0	1.02	1.52	5	127	150	10	*	100	Coil
7213E-2500	2-1/2	63.5	3	3.0	75.0	1.29	1.92	6	158	150	10	*	100	Coil
7213E-3002	3	76.2	3	3.5	89.0	1.52	2.26	8	193	150	10	*	100	Coil
7213E-4002	4	101.6	3	4.6	116.0	2.49	3.71	12	305	150	10	*	100	Coil

WARNING: This product can expose you to chemicals including Carbon Black, which is known to the State of California to cause cancer. For more information go to www.p65warnings.ca.gov.

Tube: Black nitrile/SBR; ARPM Class A oil resistance

Reinforcement: Multiple textile plies with wire helix

Cover: Black nitrile/SBR corrugated wrapped finish; ARPM Class A oil resistance

Temp. Range: -22°F to +185°F (-30°C to +85°C)

Brand Method: White text on blue stripe

Brand Example: PARKER **WILDCATTER** 7213E BS&W
OILFIELD SUCTION HOSE
150 PSI MAX WP

Industry Standards: None applicable

Applications:

- Brine, crude oil, mild chemicals, petroleum waste, sediments, sludge, slurries, water
- Oilfield waste recovery, general industrial

Vacuum: 29" Hg (737 mm Hg)

Compare to: ContiTech Flextra Oilfield; Jason Tupelo 4677; Kuriyama T601AA; Texcel Tex-Vac;

WARNING! Couplings attached with bands or clamps may reduce the working pressure of the hose assembly to less than the maximum rated working pressure of the hose. Refer to the NAHAD Industrial Hose Assembly Guidelines.

WILDCATTER®

Hot Oiler Hose

Series 7301



[view on web page](#)

Series 7301 is a heavy duty, high pressure hose for hot oil at 275°F continuous/300°F intermittent (135°C/149°C). The hose construction incorporates multiple wire braids of reinforcement for crush resistance, durability, kink resistance and a path to conduct a static electrical charge to ground. The cover is resistant to abrasion, heat, oil and weathering.

The Wildcatter trade name indicates the product is designed and manufactured for premium service in oilfield applications. However, Wildcatter products may be used in other industries, markets and applications where the product meets the required performance criteria.

Crimp Specifications

For currently qualified crimp specifications including coupling designation, refer to CrimpSource at www.parker.com/crimpsource.

#														
Part Number	ID (in)	ID (mm)	Reinf Layers	OD (in)	OD (mm)	Approx Wt (lbs/ft)	Approx Wt (kg/m)	Min Bend Rad (in)	Min Bend Rad (mm)	Max WP (psi)	Max WP (bar)	Perm Cplg Rec *	Nom Std Pack Qty (ft)	Pkg Type
7301-1502150	1-1/2	38.1	2	2.1	53.3	1.70	2.53	13	330	2250	155	*	150	Coil

WARNING: This product can expose you to chemicals including Carbon Black, which is known to the State of California to cause cancer. For more information go to www.p65warnings.ca.gov.

Tube: Black chloroprene

Reinforcement: Multiple wire braids

Cover: Black chloroprene; perforated wrapped finish

Temp. Range: -40°F to +275°F/300°F (-40°C to +135°C/149°C)

Brand Method: Red text on black stripe

Brand Example: PARKER **WILDCATTER** 7301 HOT OILER HOSE (ID) 2250 PSI MAX WP TEMP RATING 275°F CONTINUOUS 300°F INTERMITTENT

Design Factor: 3:1

Industry Standards: None applicable

Applications:

- Hot asphalt, glue, tar, oil, wax
- In-plant transfer; delivery trucks
- Construction, general industrial, oilfield

Vacuum: Not recommended

WARNING! Couplings attached with bands or clamps may reduce the working pressure of the hose assembly to less than the maximum rated working pressure of the hose. Refer to the NAHAD Industrial Hose Assembly Guidelines.

WILDCATTER®

Multipurpose Fracking Hose

Series 7311N / 7311NXT



view on web page



view on web page

Series 7311N/7311NXT is a high pressure oilfield stimulation/fracking discharge hose designed to handle oil and refined fuels such as biodiesel (to B20 in dedicated service), diesel, ethanol and gasoline, as well as brine, mild chemicals, fracking fluids, drilling mud, petroleum waste, slurries and water. The heavy duty multipurpose hose construction helps to extend service life in multiple applications, and incorporates dual static wires that provide a path to conduct an electrical charge to ground. The cover is resistant to abrasion, oil and weathering.

Series 7311NXT features a layer of ultra high molecular weight polyethylene (UHMWPE) bonded to the cover for extreme abrasion resistance and service life.

The Wildcatter trade name indicates the product is designed and manufactured for premium service in oilfield applications. However, Wildcatter products may be used in other industries, markets and applications where the product meets the required performance criteria.

Crimp Specifications

For currently qualified crimp specifications including coupling designation, refer to CrimpSource at www.parker.com/crimpsource.

# Part Number	ID (in)	ID (mm)	Reinf Layers	OD (in)	OD (mm)	Approx Wt (lbs/ft)	Approx Wt (kg/m)	Max WP (psi)	Max WP (bar)	Perm Cplg Rec *	Nom Std Pack Qty (ft)	Pkg Type
7311N-1500	1-1/2	38.1	4	2.0	50.8	0.76	1.13	400	28	*	100	Coil
7311N-2000	2	50.8	4	2.6	66.0	1.16	1.73	400	28	*	100	Coil
7311N-3000	3	76.2	4	3.7	93	1.77	2.64	400	28	*	100	Coil
7311N-4000	4	101.6	4	4.8	121.2	2.61	3.89	400	28	*	100	Coil
7311N-6000	6	152.4	6	7.0	177.8	5.21	7.75	400	28	*	100	Coil
7311NXT-3000	3	76.2	4	3.7	94.7	1.94	2.89	400	28	*	100	Coil
7311NXT-4000	4	101.6	4	4.8	122.7	2.78	4.14	400	28	*	100	Coil

WARNING: This product can expose you to chemicals including Carbon Black, which is known to the State of California to cause cancer. For more information go to www.p65warnings.ca.gov.

Tube: Black nitrile; ARPM Class A oil resistance

Reinforcement: Multiple textile plies with dual static wires

Cover: 7311N: Black nitrile blend; wrapped finish
7311NXT: Black nitrile blend; sleek UHMWPE abrasion resistant finish

Temp. Range: -40°F to +200°F (-40°C to +93°C)

Brand Method: Black text on yellow stripe

Brand Example: PARKER **WILDCATTER** (7311N) (7311NXT)
DISCHARGE HOSE 400 PSI WP

Design Factor: 4:1

Industry Standards: None applicable

Applications:

- Refined fuels, oil
- Brine, mild chemicals, fracking fluids, drilling mud, petroleum waste, slurries, water
- General industrial, oilfield

Vacuum: Not recommended

WARNING! Couplings attached with bands or clamps may reduce the working pressure of the hose assembly to less than the maximum rated working pressure of the hose. Refer to the NAHAD Industrial Hose Assembly Guidelines.

Petroleum Transfer Hose



WILDCATTER® Tank Truck Hose

Series 7216E



[view on web page](#)

Series 7216E is a lightweight suction and discharge hose designed to handle oil and refined fuels such as biodiesel (to B20 in dedicated service), diesel, ethanol and gasoline. The hose construction incorporates a wire helix that provides full suction capability, kink resistance, and a path to conduct a static electrical charge to ground. The cover is resistant to abrasion, oil and weathering.

NOTE: Refer to the Refined Fuel/Hose Compatibility Table in the Media Compatibility section.

The Wildcatter trade name indicates the product is designed and manufactured for premium service in oilfield applications. However Wildcatter products may be used in other industries, markets and applications where the product meets the required performance criteria.

Crimp Specifications

For currently qualified crimp specifications including coupling designation, refer to CrimpSource at www.parker.com/crimpsource.

# Part Number	ID (in)	ID (mm)	Reinf Layers	OD (in)	OD (mm)	Approx Wt (lbs/ft)	Approx Wt (kg/m)	Min Bend Rad (in)	Min Bend Rad (mm)	Max WP (psi)	Max WP (bar)	Perm Cplg Rec *	Nom Std Pack Qty (ft)	Pkg Type
7216E-1002	1	25.4	2	1.3	33.0	0.47	0.70	3	76	150	10	43	100	Coil
7216E-1252	1-1/4	38.1	2	1.7	42.4	0.65	0.97	4	102	150	10	43	100	Coil
7216E-1502	1-1/2	38.1	2	2.0	49.8	0.92	1.37	5	127	150	10	43	100	Coil
7216E-2002	2	50.8	2	2.5	63.8	1.10	1.64	6	152	150	10	43	100	Coil
7216E-2502	2-1/2	63.5	2	3.0	76.9	1.55	2.31	7	178	150	10	*	100	Coil
7216E-3002	3	76.2	2	3.7	93.0	2.08	3.10	8	203	150	10	*	100	Coil
7216E-4002	4	102.0	2	4.7	117.5	2.80	4.17	11	279	150	10	*	100	Coil

WARNING: This product can expose you to chemicals including DEHP, which is known to the State of California to cause cancer and birth defects or other reproductive harm. For more information go to www.p65warnings.ca.gov.

Tube: Black nitrile

Reinforcement: Multiple textile plies with dual wire helix

Cover: Black synthetic rubber; wrapped finish

Temp. Range: -35°F to +180°F (-37°C to +82°C)

Brand Method: Black text on orange stripe

Brand Example: PARKER **WILDCATTER** 7216E TANK TRUCK HOSE 150 PSI MAX WP

Industry Standards: None applicable

Applications:

- Biodiesel (to B20 in dedicated service), diesel, ethanol, gasoline, oil
- In-plant and storage tank transfer
- Delivery, transport

Vacuum: 29" Hg (737 mm Hg)

Compare to: Boston Puma; ContiTech Plicord Flexwing Petroleum; Gates Longhorn; Kuriyama T605AA

WARNINGS!

- ▶ Couplings attached with bands or clamps may reduce the working pressure of the hose assembly to less than the maximum rated working pressure of the hose. Refer to the NAHAD Industrial Hose Assembly Guidelines.
- ▶ Do not use for oil or fuel transfer service in or on open water.

TITANFLEX® Corrugated Tank Truck Hose

Series SWC609 (Black) and
Series SWC609R (Red)



view on web page



view on web page

Series SWC609/SWC609R is an extremely flexible, high pressure suction and discharge hose. The corrugated hose construction incorporates a dual wire helix that provides full suction capability, superior kink resistance, minimal force-to bend and a path to conduct a static electrical charge to ground. The cover is resistant to abrasion, oil and weathering.

NOTE: Refer to the Refined Fuel/Hose Compatibility Table in the Media Compatibility section.

Series SWC609 (Black) and Series SWC609R (Red)

Crimp Specifications

For currently qualified crimp specifications including coupling designation, refer to CrimpSource at www.parker.com/crimpsource.

#														
Part Number SWC609 or SWC609R	ID (in)	ID (mm)	Reinf Layers	OD (in)	OD (mm)	Approx Wt (lbs/ft)	Approx Wt (kg/m)	Min Bend Rad (in)	Min Bend Rad (mm)	Max WP (psi)	Max WP (bar)	Perm Cplg Rec *	Nom Std Pack Qty (ft)	Pkg Type
-1250*	1-1/4	31.8	2	1.7	42.9	0.63	0.94	1	33	250	17	*	100	Coil
-1500	1-1/2	38.1	2	2.0	49.5	0.78	1.16	2	38	250	17	43	100	Coil
-2000	2	50.8	2	2.5	62.2	1.00	1.49	2	51	250	17	43	100	Coil
-2500	2-1/2	63.5	2	3.0	76.2	1.44	2.15	3	64	200	14	*	100	Coil
-3000	3	76.2	2	3.6	90.9	1.70	2.53	3	76	200	14	*	100	Coil
-4000	4	101.6	2	4.6	117.5	2.41	3.59	6	152	150	10	*	100	Coil
-6002*	6	152.4	2	6.8	172.2	4.75	7.08	12	305	150	10	*	100	Coil
-8002*	8	203.2	2	8.8	223.3	6.95	10.36	16	406	150	10	*	100	Coil

* Series SWC609 only.

WARNING: This product can expose you to chemicals including DEHP, which is known to the State of California to cause cancer and birth defects or other reproductive harm. For more information go to www.p65warnings.ca.gov.

Tube: Black nitrile

Reinforcement: Multiple textile plies with dual wire helix

Cover: SWC609: Black nitrile; corrugated wrapped finish

SWC609R: Red nitrile; corrugated wrapped finish

Temp. Range: -40°F to +200°F (-40°C to +93°C)

Brand Method: SWC609: Red text on black stripe
SWC609R: White text on red stripe

Brand Example: PARKER SERIES SWC609(R) TITANFLEX®
PETROLEUM SUCTION & DISCHARGE
HOSE
XXX PSI WP

Design Factor: 4:1

Industry Standards: None applicable

Applications:

- Biodiesel (to B100 in dedicated service), diesel, ethanol, gasoline, oil
- In-plant and storage tank transfer
- Delivery, transport

Vacuum: 29" Hg (737 mm Hg)

Compare to: Boston Bobcat; ContiTech Flextra; Gates Longhorn; Thermoid Transporter

⚠ WARNINGS!

- ▶ Couplings attached with bands or clamps may reduce the working pressure of the hose assembly to less than the maximum rated working pressure of the hose. Refer to the NAHAD Industrial Hose Assembly Guidelines.
- ▶ Do not use for oil or fuel transfer service in or on open water.

Arctic Translite® Hose Low Temp/Corrugated Tank Truck Hose

Series SWC325



[view on web page](#)

Series SWC325 is a flexible, lightweight, low temperature suction and discharge hose. The corrugated hose construction incorporates a dual wire helix that provides full suction capability, flexibility and kink resistance — even in the harshest cold climate conditions — and a path to conduct a static electrical charge to ground. The cover is resistant to abrasion, oil and weathering.

NOTE: Refer to the Refined Fuel/Hose Compatibility Table in the Media Compatibility section

Crimp Specifications

For currently qualified crimp specifications including coupling designation, refer to CrimpSource at www.parker.com/crimpsource.

#														
Part Number	ID (in)	ID (mm)	Reinf Layers	OD (in)	OD (mm)	Approx Wt (lbs/ft)	Approx Wt (kg/m)	Min Bend Rad (in)	Min Bend Rad (mm)	Max WP (psi)	Max WP (bar)	Perm Cplg Rec *	Nom Std Pack Qty (ft)	Pkg Type
SWC325-1500	1-1/2	38.1	2	2.1	52.3	0.97	1.44	4	102	150	10.3	*	100	Coil
SWC325-2000	2	50.8	2	2.6	65.4	1.33	1.98	5	127	150	10.3	*	100	Coil
SWC325-2500	2-1/2	63.5	2	3.2	80.0	1.86	2.77	6	152	150	10.3	*	100	Coil
SWC325-3000	3	76.2	2	3.7	93.8	2.52	3.75	8	203	150	10.3	*	100	Coil
SWC325-4000	4	101.6	2	4.6	117.9	2.93	4.36	10	254	150	10.3	*	100	Coil
SWC325-6000	6	152.4	2	6.8	172.8	5.86	8.72	16	406	125	8.6	*	100	Coil

WARNING: This product can expose you to chemicals including DEHP, which is known to the State of California to cause cancer and birth defects or other reproductive harm. For more information go to www.p65warnings.ca.gov.

Tube: Black nitrile

Reinforcement: Multiple textile plies with dual wire helix

Cover: Black nitrile; corrugated wrapped finish

Temp. Range: -67°F to +180°F (-55°C to +82°C)

Brand Method: Side 1: White text on blue stripe
Side 2: Solid reflective silver stripe

Brand Example: PARKER SWC325 ARCTIC TRANSLITE®
-67°F LOW-TEMP TANK TRUCK HOSE
XXX PSI MAX WP

Design Factor: 4:1

Industry Standards: None applicable

Applications:

- Biodiesel (to B100 in dedicated and non-dedicated service), diesel, ethanol, gasoline, oil
- Low temperature in-plant and storage tank transfer
- Low temperature delivery, transport

Vacuum: 29" Hg (737 mm Hg)

Compare To: ContiTech LW Arctic Tank Truck

⚠️ WARNINGS!

- ▶ Couplings attached with bands or clamps may reduce the working pressure of the hose assembly to less than the maximum rated working pressure of the hose. Refer to the NAHAD Industrial Hose Assembly Guidelines.

GREEN LABEL™

Corrugated Tank Truck Hose

Series 7705



[view on web page](#)

Series 7705 is a flexible, medium pressure suction and discharge biodiesel hose. The corrugated hose construction incorporates a dual wire helix that provides full suction capability, flexibility, kink resistance, and a path to conduct a static electrical charge to ground. The nitrile/PVC cover is resistant to abrasion, oil and weathering.

NOTE: Refer to the Refined Fuel/Hose Compatibility Table in the Media Compatibility section.

Crimp Specifications

For currently qualified crimp specifications including coupling designation, refer to CrimpSource at www.parker.com/crimpsource.

#														
Part Number	ID (in)	ID (mm)	Reinf Layers	OD (in)	OD (mm)	Approx Wt (lbs/ft)	Approx Wt (kg/m)	Min Bend Rad (in)	Min Bend Rad (mm)	Max WP (psi)	Max WP (bar)	Perm Cplg Rec *	Nom Std Pack Qty (ft)	Pkg Type
7705-1000	1	25.4	2	1.4	36.5	0.55	0.82	2	51	200	14	43	100	Coil
7705-1250	1-1/4	31.8	2	1.7	43.0	0.70	1.04	3	64	200	14	*	100	Coil
7705-1500	1-1/2	38.1	2	2.0	50.0	0.83	1.24	3	76	200	14	43	100	Coil
7705-2000	2	50.8	2	2.4	62.8	1.00	1.49	4	102	200	14	43	100	Coil
7705-2500	2-1/2	63.5	2	3.0	75.0	1.37	2.04	5	127	200	14	*	100	Coil
7705-3000	3	76.2	2	3.5	88.6	1.75	2.61	5	127	200	14	*	100	Coil
7705-4000	4	101.6	2	4.5	115.0	2.33	3.47	6	152	150	10	*	100	Coil

WARNING: This product can expose you to chemicals including DEHP, which is known to the State of California to cause cancer and birth defects or other reproductive harm. For more information go to www.p65warnings.ca.gov.

Tube: Black nitrile

Reinforcement: Multiple textile plies with dual wire helix

Cover: Black nitrile/PVC; corrugated wrapped finish

Temp. Range: -20°F to +180°F (-29°C to +82°C)

Brand Method: Black text on green stripe

Brand Example: PARKER SERIES 7705 GREEN LABEL™
TANK TRUCK HOSE XXX PSI MAX WP

Design Factor: 4:1

Industry Standards: None applicable

Applications:


- Biodiesel (to B100 in dedicated and non-dedicated service), diesel, ethanol, gasoline, oil
- In-plant and storage tank transfer
- Delivery, transport

Vacuum: 29" Hg (737 mm Hg)

⚠ WARNINGS!

- ▶ Couplings attached with bands or clamps may reduce the working pressure of the hose assembly to less than the maximum rated working pressure of the hose. Refer to the NAHAD Industrial Hose Assembly Guidelines.
- ▶ Do not use for oil or fuel transfer service in or on open water.

PVC Hose and Tubing



NEXCLEAR® Clear PVC Tubing

Series 100



[view on web page](#)

Series 100 is flexible PVC tubing featuring a smooth interior that is abrasion resistant and will not impart taste or odor, and allows full-flow. The clear PVC construction permits visual observation of materials being conveyed. Also provides excellent general industrial service for low pressure air, distilled water, wine and wire harness applications.

Tube: Clear PVC, 75A durometer

Temp. Range: +25°F to +150°F (-5°C to +65°C)
Working pressures are at +68°F (+20°C).
Higher temperatures reduce the available working pressure. See the PVC and Thermoplastic Temperature/Pressure chart in the Media Compatibility section.

Brand Method: Black ink

Brand Example: NEXCLEAR® FOOD GRADE PVC TUBING
BY PARKER NEXGEN® (P/N) (ID) X (OD)
NSF-51 MAX TEMP 150°F (65C)

Industry Standards:

- FDA ingredients*, NSF 51 certified to 180°F (82°C)***, USP Class VI Rated Materials*
- GSA A-A-52047 Type VI Compliant
- EU: Meets requirements and amendments of Resolution AP(89) for food contact

Applications:

- Beverages, potable and pure water, wine
- Air, drain, light vacuum, wire harness
- General industrial, laboratories, wineries








Vacuum: Light

⚠ WARNING: This product can expose you to chemicals including DEHP, which is known to the State of California to cause cancer and birth defects or other reproductive harm. For more information go to www.p65warnings.ca.gov.

(Continued on the following page)

⚠ WARNING! Working pressures are at +68°F (+20°C). Higher temperatures reduce the available working pressure. See the PVC and Thermoplastic Temperature/Pressure chart in the Media Compatibility section.

Series 100 – NEXCLEAR® Clear PVC Tubing (Continued)

# Part Number												
	ID (in)	ID (mm)	Wall (in)	Wall (mm)	OD (in)	OD (mm)	Approx Wt (lbs/ft)	Approx Wt (kg/m)	Max WP @ 68°F (psi)	Max WP @ 20°C (bar)		
100-01020502	1/16	1.6	0.031	0.8	1/8	3.2	0.02	0.03	50	3	500	Coil
100-02040102	1/8	3.2	0.062	1.6	1/4	6.4	0.02	0.03	65	5	100	Coil
100-03040102			0.032	0.8	1/4	6.4	0.02	0.03	50	3	100	Coil
100-03050102	3/16	4.8	0.062	1.6	5/16	7.9	0.02	0.03	55	4	100	Coil
100-03060102			0.094	2.4	3/8	9.5	0.04	0.06	60		100	Coil
100-04060102			0.062	1.6	3/8	9.5	0.04	0.06	55		100	Coil
100-04070102	1/4	6.4	0.094	2.4	7/16	11.1	0.04	0.06	58	4	100	Coil
100-04080102			0.125	3.2	1/2	12.7	0.09	0.13	60		100	Coil
100-05070102			0.062	1.6	7/16	11.1	0.04	0.06	50	3	100	Coil
100-05080102	5/16	7.9	0.094	2.4	1/2	12.7	0.07	0.10	55	4	100	Coil
100-05090102			0.125	3.2	9/16	14.3	0.09	0.13	60		100	Coil
100-06080102			0.062	1.6	1/2	12.7	0.04	0.06	45	3	100	Coil
100-06090102	3/8	9.5	0.094	2.4	9/16	14.3	0.07	0.10	50		100	Coil
100-06100102	3/8	9.5	0.125	3.2	5/8	15.9	0.11	0.16	55	4	100	Coil
100-08100102			0.062	1.6	5/8	15.9	0.07	0.10	30	2	100	Coil
100-08110102	1/2	12.7	0.094	2.4	11/16	17.5	0.09	0.13	40	3	100	Coil
100-08120102			0.125	3.2	3/4	19.1	0.13	0.19	45		100	Coil
100-10120102			0.062	1.6	3/4	19.1	0.07	0.10	25	2	100	Coil
100-10130102	5/8	15.9	0.094	2.4	13/16	20.6	0.11	0.16	35	2	100	Coil
100-10140102			0.125	3.2	7/8	22.2	0.15	0.22	40	3	100	Coil
100-12160100			0.125	3.2	1	25.4	0.18	0.27	35	2	100	Coil
100-12180100	3/4	19.1	0.187	4.7	1-1/8	28.6	0.29	0.43	40	3	100	Coil
100-12200100			0.250	6.4	1-1/4	31.8	0.42	0.63	45		100	Coil
100-14180100	7/8	22.2	0.125	3.2	1-1/8	28.6	0.20	0.30	30	2	100	Coil
100-16200100			0.125	3.2	1-1/4	31.8	0.24	0.36	25		100	Coil
100-16220100	1	25.4	0.187	4.7	1-3/8	34.9	0.37	0.55	30	2	100	Coil
100-16240100			0.250	6.4	1-1/2	38.1	0.53	0.79	35		100	Coil
100-20240100	1-1/4	31.8	0.125	3.2	1-1/2	38.1	0.29	0.43	20	1	100	Coil
100-20280100			0.250	6.4	1-3/4	44.5	0.62	0.92	40	3	100	Coil
100-24300100			0.187	4.7	1-7/8	47.6	0.53	0.79	30		100	Coil
100-24320100	1-1/2	38.1	0.250	6.4	2	50.8	0.73	1.09	35	2	100	Coil
100-32400100	2	50.8	0.250	6.4	2-1/2	63.5	0.93	1.39	30	2	100	Coil

* All compound ingredients used in this tubing are listed in the US FDA CFR, Title 21. Tubing NSF 51 Listed. Compound USP Class VI rated.

WARNING: This product can expose you to chemicals including DEHP, which is known to the State of California to cause cancer and birth defects or other reproductive harm. For more information go to www.p65warnings.ca.gov.

PVC General Purpose Hose

Series GPH™



[view on web page](#)

Series GPH is a versatile, flexible and lightweight PVC hose. The multiple plies of textile reinforcement provide strength and flexibility, and the flame resistant cover is also resistant to abrasion, mild chemicals, ultraviolet light and weathering. The hose is electrically nonconductive with a minimum resistance of one megaohm per inch at 1000 volts DC.

- NOTES:**
- The user must determine if the hose is suitable for applications subject to electrical hazard. Contact Parker for additional information.
 - Series GPH does not contain red phosphorous.

Other cover colors available:

GPH-BLU 

GPH-YEL 

Tube: Black PVC

Reinforcement: Multiple textile plies

Cover: Black, blue, gray, red or yellow PVC; perforated smooth finish

Temp. Range: -15°F to +150°F (-25°C to +65°C). Working pressures are at +68°F (+20°C) ambient temperature. Higher temperatures reduce the available working pressure. See the PVC and Thermoplastic Temperature/Pressure chart in the Media Compatibility section.

Brand Method: White ink on black, blue and red hose
Black ink on gray and yellow hose

Brand Example: PARKER GPH – (dash ID) – (fraction ID) –
XXX PSI – GENERAL PURPOSE

Design Factor: 4:1

Industry Standards: Electrically nonconductive with a minimum resistance of one megaohm per inch at 1000 volts DC

Applications:

- Air (including oil mist), mild chemicals, water
- Agriculture, construction, general industrial

Vacuum: See table on the following page

Compare to: Boston Polyforce II; ContiTech Pliovic 300

 **WARNING:** This product can expose you to chemicals including N-Methylpyrrolidone, which is known to the State of California to cause birth defects or other reproductive harm. For more information go to www.p65warnings.ca.gov.

(Continued on the following page)
















WARNINGS!

- ▶ Couplings attached with bands or clamps may reduce the working pressure of the hose assembly to less than the maximum rated working pressure of the hose. Refer to the NAHAD Industrial Hose Assembly Guidelines.
- ▶ Working pressures are at +68°F (+20°C). Higher temperatures reduce the available working pressure. See the PVC and Thermoplastic Temperature/Pressure chart in the Media Compatibility section.

Series GPH™ – PVC General Purpose Hose (Continued)

Crimp Specifications

For currently qualified crimp specifications including coupling designation, refer to CrimpSource at www.parker.com/crimpsource.

# Part Number	 ID (in)	 ID (mm)	 Reinf Layers	 OD (in)	 OD (mm)	 Approx Wt (lbs/ft)	 Approx Wt (kg/m)	 Min Bend Rad (in)	 Min Bend Rad (mm)	 Max WP @ 68°F (psi)	 Max WP @ 20°C (bar)	 Vacuum Hg (in)	 Perm Cplg Rec *	 Nom Std Pack Qty (ft)	 Pkg Type
GPH-3GRA500RL	3/16	4.8	2	0.4	10.2	0.06	0.09	1	15	300	21	25	*	500	Coil
GPH-4BLK500RL															
GPH-4BLU500RL															
GPH-4GRA500RL	1/4	6.4	2	0.5	13.0	0.08	0.12	1	20	300	21	23	HY	500	Coil
GPH-4RED500RL															
GPH-4YEL500RL															
GPH-5GRA500	5/16	7.9	2	0.6	14.0	0.09	0.13	1	20	300	21	23	*	500	Coil
GPH-6BLK500RL															
GPH-6BLU500RL															
GPH-6GRA500RL	3/8	9.5	2	0.6	16.3	0.12	0.18	1	25	300	21	23	HY	500	Coil
GPH-6RED500RL															
GPH-6YEL500RL															
GPH-8BLK500RL															
GPH-8BLU500RL															
GPH-8GRA500RL	1/2	12.7	2	0.8	20.3	0.17	0.25	2	38	300	21	17	HY	500	Coil
GPH-8RED500RL															
GPH-8YEL500RL															
GPH-10BLK250															
GPH-10GRA250	5/8	15.9	2	0.9	23.1	0.22	0.33	3	64	300	21	10	HY	250	Coil
GPH-10RED250															
GPH-12BLK100															
GPH-12BLU100	3/4	19.1	2	1.1	27.2	0.25	0.37	3	71	300	21	10	HY	100	Coil
GPH-12GRA100															
GPH-12RED100															
GPH-16BLK100	1	25.4	2	1.3	33.8	0.36	0.54	4	102	250	17	5	HY	100	Coil
GPH-16RED100															

⚠ WARNING: This product can expose you to chemicals including N-Methylpyrrolidone, which is known to the State of California to cause birth defects or other reproductive harm. For more information go to www.p65warnings.ca.gov.

NEXBRAID® Clear PVC Hose

Series 125 (Standard Wall) and
Series 126 (Heavy Duty)



[view on web page](#)



[view on web page](#)

Series 125 (standard wall) and Series 126 (thick wall) are flexible PVC transfer hoses for dry abrasive materials such as grains, granules, pellets and powders; beverages and potable water; non-fatty and non-oily foods; and sanitary products.

The hoses feature a smooth tube that is abrasion resistant and will not impart taste or odor, and allows full-flow, while the clear PVC construction permits visual observation of materials being conveyed. Series 125 and Series 126 also provide excellent general industrial service in air breathing supply pneumatics, flexible conduit, harness and light vacuum applications.

Tube: Clear PVC

Reinforcement: Multiple textile plies

Cover: Blue tint PVC; smooth finish

Temp. Range: +25°F to +150°F (-5°C to +65°C)

Working pressures are at +68°F (+20°C).
Higher temperatures reduce the available working pressure.

See the PVC and Thermoplastic
Temperature/Pressure chart in the Media
Compatibility section.

Brand Method: Black ink

Brand Example: Series 125: NEXBRAID® SW FOOD
GRADE PVC BY PARKER NEXGEN® (P/N)
(ID) MAX WP XXX PSI AT 68°F (20°C) NSF-
51 MAX TEMP 150°F (65°C)
Series 126: NEXBRAID® HD FOOD GRADE
PVC BY PARKER NEXGEN® (P/N) (ID) MAX
WP XXX PSI AT 68°F (20°C) NSF-51 MAX
TEMP 150°F (65°C)

Industry Standards:

- FDA ingredients**, NSF 51 certified to 180°F (82°C)**, USP Class VI Rated**
- EU: Meets requirements and amendments of Resolution AP(89) for food contact

Applications:

- Beverages, potable water, pure water
- Dry abrasive materials, flour, grains, granules, pellets, powders, sugar
- Air, flexible conduit, light vacuum, wire harness

Vacuum: Light

(Continued on the following page)

⚠ WARNINGS!













- ▶ Couplings attached with bands or clamps may reduce the working pressure of the hose assembly to less than the maximum rated working pressure of the hose. Refer to the NAHAD Industrial Hose Assembly Guidelines.
- ⚠ Working pressures are at +68°F (+20°C). Higher temperatures reduce the available working pressure. See the PVC and Thermoplastic Temperature/Pressure chart in the Media Compatibility section.

Series 125/126 – NEXBRAID® Clear PVC Hose (Continued)

Crimp Specifications

For currently qualified crimp specifications including coupling designation, refer to CrimpSource at www.parker.com/crimpsource.













Series 125 (Standard Wall)

# Part Number	 ID (in)	 ID (mm)	 Reinf Layers	 OD (in)	 OD (mm)	 Approx Wt (lbs/ft)	 Approx Wt (kg/m)	 Max WP (psi) @ 68°F	 Max WP (bar) @ 20°C	 Perm Cplg Rec *	 Nom Std Pack Qty (ft)	 Pkg Type
125-03000300	3/16	4.8	2	0.4	9.5	0.05	0.07	250	17	*	300	Coil
125-04000300	1/4	6.4	2	0.4	11.1	0.06	0.09	250	17	*	300	Coil
125-05000300	5/16	7.9	2	0.5	13.3	0.08	0.12	250	17	*	300	Coil
125-06000300	3/8	9.5	2	0.6	15.1	0.09	0.13	225	16	*	300	Coil
125-08000300	1/2	12.7	2	0.8	19.1	0.14	0.21	200	14	*	300	Coil
125-10000300	5/8	15.9	2	0.9	22.2	0.17	0.25	200	14	*	300	Coil
125-12000300	3/4	19.1	2	1.0	26.2	0.22	0.33	150	10	*	300	Coil
125-16000200	1	25.4	2	1.3	33.0	0.31	0.46	125	9	*	200	Coil
125-20000100	1-1/4	31.8	2	1.6	41.3	0.45	0.67	100	7	*	100	Coil
125-24000100	1-1/2	38.1	2	1.9	49.2	0.64	0.95	100	7	*	100	Coil
125-32000100	2	50.8	2	2.5	63.3	0.95	1.42	75	5	*	100	Coil

* All tube compound ingredients used in this hose are listed in the U.S. FDA CFR, Title 21. Hose NSF 51 listed. Compound USP Class VI rated.

WARNING: This product can expose you to chemicals including DEHP, which is known to the State of California to cause cancer and birth defects or other reproductive harm. For more information go to www.p65warnings.ca.gov.

Series 126 (Heavy Duty)

# Part Number	 ID (in)	 ID (mm)	 Reinf Layers	 OD (in)	 OD (mm)	 Approx Wt (lbs/ft)	 Approx Wt (kg/m)	 Max WP (psi) @ 68°F	 Max WP (bar) @ 20°C	 Perm Cplg Rec *	 Nom Std Pack Qty (ft)	 Pkg Type
126-04000300	1/4	6.4	2	0.5	12.7	0.08	0.12	350	24	*	300	Coil
126-05000300	5/16	7.9	2	0.6	14.3	0.09	0.13	275	19	*	300	Coil
126-06000300	3/8	9.5	2	0.6	15.9	0.11	0.16	250	17	*	300	Coil
126-08000300	1/2	12.7	2	0.8	20.6	0.18	0.27	250	17	*	300	Coil
126-12000200	3/4	19.1	2	1.1	28.5	0.30	0.45	200	14	*	200	Coil

* All tube compound ingredients used in this hose are listed in the U.S. FDA CFR, Title 21. Hose NSF 51 listed. Compound USP Class VI rated.

WARNING: This product can expose you to chemicals including DEHP, which is known to the State of California to cause cancer and birth defects or other reproductive harm. For more information go to www.p65warnings.ca.gov.

GULLY WASHER®













Standard Duty Lay Flat PVC Water Discharge Hose

Series 7541



view on web page

Series 7541 standard duty lay flat PVC discharge hose is a lightweight, standard duty hose. The lay flat construction rolls up flat for easy handling, storage and transportation in agriculture, construction, general industrial and mining applications. The cover is resistant to abrasion, mild chemicals, ultraviolet light and weathering.

# Part Number	 ID (in)	 ID (mm)	 Reinf Layers	 Wall Thickness (in)	 OD (in)	 OD (mm)	 Approx Wt (lbs/ft)	 Approx Wt (kg/m)	 Max WP (psi) @ 68°F	 Max WP (bar) @ 20°C	 Nom Std Pack Qty (ft)	 Pkg Type
7541-1501	1-1/2	38.1	3	0.055	1.6	40.7	0.14	0.21	70	5	300	Coil
7541-2001	2	50.8	3	0.055	2.1	53.4	0.18	0.27	70	5	300	Coil
7541-2501	2-1/2	63.5	3	0.059	2.6	66.2	0.24	0.36	60	4	300	Coil
7541-3001	3	76.2	3	0.059	3.1	79.0	0.30	0.45	60	4	300	Coil
7541-4001	4	101.6	3	0.059	4.1	104.6	0.36	0.54	60	4	300	Coil
7541-6001	6	152.4	3	0.071	6.1	156.0	0.71	1.06	45	3	300	Coil
7541-8001	8	204.0	3	0.083	8.1	206.8	1.28	1.91	45	3	300	Coil

WARNING: This product can expose you to chemicals including DEHP, which is known to the State of California to cause cancer and birth defects or other reproductive harm. For more information go to www.p65warnings.ca.gov.

Tube: Black PVC (not oil resistant)

Reinforcement: Multiple textile plies

Cover: Blue PVC

Temp. Range: -5°F to +170°F (-20°C to +76°C)
Working pressures are at +68°F (+20°C).
Higher temperatures reduce the available working pressure. See the PVC and Thermoplastic Temperature/Pressure chart in the Media Compatibility section.

Brand Method: White ink

Brand Example: PARKER SERIES 7541 GULLY WASHER
(ID) XXX PSI WP

Design Factor: 3:1

Industry Standards: None applicable

Applications:

- Mild chemicals, water
- Agriculture, construction, general industrial, mining

Vacuum: Not recommended

Compare to: ContiTech Spiralflex; Gates Master-Flex 500; Kanaflex 4501, 4502; Kuriyama NuFlo, VinylFlow; Petzetakis 11252; Sun-Flow SF-10; Superflex DH

⚠ WARNINGS!

- ▶ Couplings attached with bands or clamps may reduce the working pressure of the hose assembly to less than the maximum rated working pressure of the hose. Refer to the NAHAD Industrial Hose Assembly Guidelines.
- ⚠ Working pressures are at +68°F (+20°C). Higher temperatures reduce the available working pressure. See the PVC and Thermoplastic Temperature/Pressure chart in the Media Compatibility section.

GULLY WASHER®













Medium Duty Lay Flat PVC Water Discharge Hose

Series 7542



view on web page

Series 7542 medium duty lay flat PVC discharge hose is a lightweight, medium duty hose. The lay flat construction rolls up flat for easy handling, storage and transportation in agriculture, construction, general industrial and mining applications. The red flame resistant cover meets MSHA requirements and is also resistant to abrasion, mild chemicals, ultraviolet light and weathering.

# Part Number	 ID (in)	 ID (mm)	 Reinf Layers	 Wall Thickness (in)	 OD (in)	 OD (mm)	 Approx Wt (lbs/ft)	 Approx Wt (kg/m)	 Max WP @ 68°F (psi)	 Max WP @ 20°C (bar)	 Nom Std Pack Qty (ft)	 Pkg Type
7542-1501	1-1/2	38.1	3	0.075	1.7	42.1	0.23	0.34	150	10	300	Coil
7542-2001	2	50.8	3	0.079	2.2	55.0	0.30	0.45	150	10	300	Coil
7542-2501	2-1/2	63.5	3	0.083	2.7	68.1	0.37	0.55	150	10	300	Coil
7542-3001	3	76.2	3	0.091	3.2	80.8	0.46	0.69	150	10	300	Coil
7542-4001	4	101.6	3	0.098	4.2	106.8	0.66	0.98	140	10	300	Coil
7542-6001	6	152.4	3	0.106	6.2	158.2	1.02	1.52	100	7	300	Coil
7542-8001	8	203.2	3	0.118	8.2	209.3	1.51	2.25	80	6	300	Coil

WARNING: This product can expose you to chemicals including DEHP, which is known to the State of California to cause cancer and birth defects or other reproductive harm. For more information go to www.p65warnings.ca.gov.

Tube: Black PVC (not oil resistant)

Reinforcement: Multiple textile plies

Cover: Red PVC

Temp. Range: -5°F to +170°F (-20°C to +76°C)
Working pressures are at +68°F (+20°C). Higher temperatures reduce the available working pressure. See the PVC and Thermoplastic Temperature/Pressure chart in the Media Compatibility section.

Brand Method: White ink

Brand Example: SERIES 7542 GULLY WASHER (ID) XXX
PSI WP FLAME RESISTANT US MSHA
IC-257/0

Design Factor: 3:1

Industry Standards: MSHA

Applications:

- Mild chemicals, water
- Agriculture, construction, general industrial, mining

Vacuum: Not recommended

Compare to: Jason 4510; Kuriyama Ironsides; Petzetakis 11298; Sun-Flow SF-30, SF-50

WARNINGS!

- ▶ Couplings attached with bands or clamps may reduce the working pressure of the hose assembly to less than the maximum rated working pressure of the hose. Refer to the NAHAD Industrial Hose Assembly Guidelines.
- ▲ Working pressures are at +68°F (+20°C). Higher temperatures reduce the available working pressure. See the PVC and Thermoplastic Temperature/Pressure chart in the Media Compatibility section.

Steam Hose



DRAGON BREATH® II Chlorobutyl Barber Pole Steam Hose Non-Skive E-Z Crimp Series 7285



view on web page

Series 7285 is a distinctive hose designed for long-lasting steam service—one of the toughest applications for hose, where the hot-cold/wet-dry cycling attacks rubber compounds externally as well as internally. The hose construction incorporates a premium, high-performance chlorobutyl tube which resists heat and popcorning, and a wire braid reinforcement for crush-resistant durability, kink resistance and a path to conduct a static electrical charge to ground. The EPDM cover resists abrasion, cracking, hardening and ozone, and the red/black barber pole cover provides color-coded identification from all angles and great distances. Series 7285 is qualified with Parker non-skive crimp couplings for easy and quick assembly fabrication as well as maintenance-free service.

Crimp Specifications

For currently qualified crimp specifications including coupling designation, refer to CrimpSource at www.parker.com/crimpsource.

# Part Number	ID (in)	ID (mm)	Reinf Layers	OD (in)	OD (mm)	Approx Wt (lbs/ft)	Approx Wt (kg/m)	Min Bend Rad (in)	Min Bend Rad (mm)	Max WP (psi)*	Max WP (bar)*	Perm Cplg Rec *	Nom Std Pack Qty (ft)	Pkg Type
7285-502	1/2	12.7	2	1.0	26.2	0.50	0.75	7.0	178	261	18	*	2x50	Carton
7285-752	3/4	19.1	2	1.3	32.6	0.64	0.95	9.5	241	261	18	CS	50	Carton
7285-1002	1	25.4	2	1.6	39.3	0.81	1.21	12.0	305	261	18	CS	5x50	Carton

* 261 psi saturated steam; 250 psi superheated steam • 18 bar saturated steam; 17 bar superheated steam

WARNING: This product can expose you to chemicals including Carbon Black, which is known to the State of California to cause cancer. For more information go to www.p65warnings.ca.gov.

Tube: Black chlorobutyl

Reinforcement: Multiple wire braids

Cover: Black and red EPDM in alternating spirals; perforated wrapped finish

Temp. Range: -40°F to +406°F saturated steam/+450°F superheated steam (-40°C to +208°C saturated steam/+232°C superheated steam)

Brand Method: Embossed

Brand Example: PARKER SERIES 7285 DRAGON BREATH® II STEAM HOSE 250 PSI MAX WP

Design Factor: 20:1

Industry Standards: ISO 6134 Type 2

Applications:

- Saturated and superheated steam
- Cleaning containment vessels and manufacturing equipment; cleaning and heating process equipment
- Manufacturing and processing plants, refineries

Vacuum: Not recommended

Compare to: Boston Concord Standard Steam—Spiral Stripe, Steam Slayer; Goodall N2711 Inferno Steam

⚠️ WARNINGS!

- ▶ Failure to properly inspect, maintain, test and use steam hose assemblies may result in property damage, personal injury or death. Refer to ARPM publication IP-11-1, "Guide for Use, Testing and Inspection of Steam Hose."
- ▶ Water changes to hot water and phases of steam when subjected to heat and pressure. The greater the pressure, the higher the temperature required to achieve and maintain a steam phase. If steam escapes, dangerous quantities of heat may be released very suddenly. Exposure to hot water, low pressure steam and high pressure steam may cause severe scalding or fatal burns.
- ▶ Use only hoses designated for steam service for steam applications.
- ▶ Prior to use with detergents or rust inhibitors, refer to the chemical guide in this catalog or contact Parker.
- ▶ Drain steam hose after each use to reduce the possibility of hose popcorning while in service.
- ▶ Couplings attached with bands or clamps may reduce the working pressure of the hose assembly to less than the maximum rated working pressure of the hose. Refer to the NAHAD Industrial Hose Assembly Guidelines.

STEAM-LANCE® 250

EPDM Compact Steam Hose

Non-Skive E-Z Crimp

Series 7263C



[view on web page](#)

Series 7263C is a compact, slim profile hose for long-lasting steam service, one of the toughest applications for hose, where the hot-cold/wet-dry cycling attacks rubber compounds externally as well as internally. The hose construction incorporates an EPDM tube that resists heat and popcorning, and a wire braid reinforcement for crush-resistant durability, kink resistance and a path to conduct a static electrical charge to ground. The EPDM cover is resistant to abrasion, cracking, hardening and ozone. Series 7263C is qualified with Parker non-skive crimp couplings for easy and quick assembly fabrication as well as maintenance-free service.

Crimp Specifications

For currently qualified crimp specifications including coupling designation, refer to CrimpSource at www.parker.com/crimpsource.

Series 7263C

# Part Number	ID (in)	ID (mm)	Reinf Layers	OD (in)	OD (mm)	Approx Wt (lbs/ft)	Approx Wt (kg/m)	Min Bend Rad (in)	Min Bend Rad (mm)	Max WP (psi)*	Max WP (bar)*	Perm Cplg Rec *	Nom Std Pack Qty (ft)	Pkg Type
7263C-502	1/2	12.7	2	1.0	24.1	0.37	0.55	7	178	261	18	*	2x50	Carton
7263C-752	3/4	19.1	2	1.2	30.5	0.47	0.70	9	229	261	18	CS	50	Carton
7263C-1002	1	25.4	2	1.5	37.3	0.63	0.94	12	305	261	18	CS	5x50	Carton

* 261 psi saturated steam; 250 psi superheated steam • 18 bar saturated steam; 17 bar superheated steam

WARNING: This product can expose you to chemicals including Carbon Black, which is known to the State of California to cause cancer. For more information go to www.p65warnings.ca.gov.

Tube: Black EPDM

Reinforcement: Multiple wire braids

Cover: Black or red EPDM; perforated wrapped finish

Temp. Range: -40°F to +406°F saturated steam/+450°F superheated steam
(-40°C to +208°C saturated steam/+232°C superheated steam)

Brand Method: Embossed

Brand Example: PARKER SERIES (7263C) STEAM-LANCE® E-Z CRIMP 250 PSI MAX WP

Design Factor: 20:1

Industry Standards: ISO 6134 Type 2

Applications:

- Saturated and superheated steam
- Cleaning containment vessels and manufacturing equipment; cleaning and heating process equipment
- Manufacturing and processing plants, refineries

Vacuum: Not recommended

Compare to: Boston Concord 250; ContiTech Flexsteel 250 Steam; Gates 205MB Steam King; Goodall N2576 Thermoflex; Thermoid Burstproof Regular

WARNINGS!

- ▶ Failure to properly inspect, maintain, test and use steam hose assemblies may result in property damage, personal injury or death. Refer to ARPM publication IP-11-1, "Guide for Use, Testing and Inspection of Steam Hose."
- ▶ Water changes to hot water and phases of steam when subjected to heat and pressure. The greater the pressure, the higher the temperature required to achieve and maintain a steam phase. If steam escapes, dangerous quantities of heat may be released very suddenly. Exposure to hot water, low pressure steam and high pressure steam may cause severe scalding or fatal burns.
- ▶ Use only hoses designated for steam service for steam applications.
- ▶ Prior to use with detergents or rust inhibitors, refer to the chemical guide in this catalog or contact Parker.
- ▶ Drain steam hose after each use to reduce the possibility of hose popcorning while in service.
- ▶ Couplings attached with bands or clamps may reduce the working pressure of the hose assembly to less than the maximum rated working pressure of the hose. Refer to the NAHAD Industrial Hose Assembly Guidelines.

STEAM-LANCE® 250 EPDM Compact Steam Hose Non-Skive E-Z Crimp Series 7264C



[view on web page](#)

Series 7264C is a compact, slim profile hose for long-lasting steam service, one of the toughest applications for hose, where the hot-cold/wet-dry cycling attacks rubber compounds externally as well as internally. The hose construction incorporates an EPDM tube that resists heat and popcorning, and a wire braid reinforcement for crush-resistant durability, kink resistance and a path to conduct a static electrical charge to ground. The EPDM cover is resistant to abrasion, cracking, hardening and ozone; the red cover provides color-coded identification. Series 7264C is qualified with Parker non-skive crimp couplings for easy and quick assembly fabrication as well as maintenance-free service.

Crimp Specifications

For currently qualified crimp specifications including coupling designation, refer to CrimpSource at www.parker.com/crimpsource.

Series 7264C

#														
Part Number	ID (in)	ID (mm)	Reinf Layers	OD (in)	OD (mm)	Approx Wt (lbs/ft)	Approx Wt (kg/m)	Min Bend Rad (in)	Min Bend Rad (mm)	Max WP (psi)*	Max WP (bar)*	Perm Cplg Rec *	Nom Std Pack Qty (ft)	Pkg Type
7264C-752	3/4	19.1	2	1.2	30.5	0.47	0.70	9	229	261	18	CS	5x50	Carton

* 261 psi saturated steam; 250 psi superheated steam • 18 bar saturated steam; 17 bar superheated steam

WARNING: This product can expose you to chemicals including Carbon Black, which is known to the State of California to cause cancer. For more information go to www.p65warnings.ca.gov.

Tube: Black EPDM

Reinforcement: Multiple wire braids

Cover: Black or red EPDM; perforated wrapped finish

Temp. Range: -40°F to +406°F saturated steam/+450°F superheated steam
(-40°C to +208°C saturated steam/+232°C superheated steam)

Brand Method: Embossed

Brand Example: PARKER SERIES (7264C) STEAM-LANCE® E-Z CRIMP 250 PSI MAX WP

Design Factor: 20:1

Industry Standards: ISO 6134 Type 2

Applications:

- Saturated and superheated steam
- Cleaning containment vessels and manufacturing equipment; cleaning and heating process equipment
- Manufacturing and processing plants, refineries

Vacuum: Not recommended

Compare to: Boston Concord 250; ContiTech Flexsteel 250 Steam; Gates 205MB Steam King; Goodall N2576 Thermoflex; Thermoid Burstproof Regular

⚠️ WARNINGS!

- ▶ Failure to properly inspect, maintain, test and use steam hose assemblies may result in property damage, personal injury or death. Refer to ARPM publication IP-11-1, "Guide for Use, Testing and Inspection of Steam Hose."
- ▶ Water changes to hot water and phases of steam when subjected to heat and pressure. The greater the pressure, the higher the temperature required to achieve and maintain a steam phase. If steam escapes, dangerous quantities of heat may be released very suddenly. Exposure to hot water, low pressure steam and high pressure steam may cause severe scalding or fatal burns.
- ▶ Use only hoses designated for steam service for steam applications.
- ▶ Prior to use with detergents or rust inhibitors, refer to the chemical guide in this catalog or contact Parker.
- ▶ Drain steam hose after each use to reduce the possibility of hose popcorning while in service.
- ▶ Couplings attached with bands or clamps may reduce the working pressure of the hose assembly to less than the maximum rated working pressure of the hose. Refer to the NAHAD Industrial Hose Assembly Guidelines.

STEAM-LANCE® 250 EPDM Steam Hose

Series 7264 (Red)



[view on web page](#)

Series 7264 is a traditional hose designed for long-lasting steam service, one of the toughest applications for hose, where the hot/cold wet/dry cycling attacks rubber compounds externally as well as internally. The hose construction incorporates an EPDM tube that resists heat and popcorning, and a wire braid reinforcement for crush-resistant durability, kink resistance and a path to conduct a static electrical charge to ground. The EPDM cover is resistant to abrasion, cracking, hardening and ozone; the red cover of 7264 provides color-coded identification.

Series 7264 (Red)

Crimp Specifications

For currently qualified crimp specifications including coupling designation, refer to CrimpSource at www.parker.com/crimpsource.

# Part Number	ID (in)	ID (mm)	Reinf Layers	OD (in)	OD (mm)	Approx Wt (lbs/ft)	Approx Wt (kg/m)	Min Bend Rad (in)	Min Bend Rad (mm)	Max WP (psi)*	Max WP (bar)*	Perm Cplg Rec *	Nom Std Pack Qty (ft)	Pkg Type
7264-752	3/4	19.1	2	1.3	34.1	0.70	1.04	10	241	261	18	43, CS, *	3x50	Carton

* 261 psi saturated steam; 250 psi superheated steam • 18 bar saturated steam; 17 bar superheated steam

WARNING: This product can expose you to chemicals including Carbon Black, which is known to the State of California to cause cancer. For more information go to www.p65warnings.ca.gov.

Tube: Black EPDM

Reinforcement: Multiple wire braids

Cover: Black or red EPDM; perforated wrapped finish

Temp. Range: -40°F to +406°F saturated steam/+450°F superheated steam (-40°C to +208°C saturated steam/+232°C superheated steam)

Brand Method: Embossed

Brand Example: PARKER SERIES (7264) STEAM-LANCE® 250 PSI MAX WP

Design Factor: 10:1 (20:1 for 1/2", 3/4" and 1" sizes only)

Industry Standards: ISO 6134 Type 2

Applications:

- Saturated and superheated steam
- Cleaning containment vessels and manufacturing equipment; cleaning and heating process equipment
- Manufacturing and processing plants, refineries

Vacuum: Not recommended

Compare to: Boston Concord 250; ContiTech Flexsteel 250 Steam; Gates 205MB Steam King; Goodall N2576 Thermoflex; Thermoid Burstproof Regular

STEAM-LANCE® 250 EPDM Steam Hose

Series 7263/7263(E)



[view on web page](#)

Series 7263/7263(E) is a traditional hose designed for long-lasting steam service, one of the toughest applications for hose, where the hot/cold wet/dry cycling attacks rubber compounds externally as well as internally. The hose construction incorporates an EPDM tube that resists heat and popcorning, and a wire braid reinforcement for crush-resistant durability, kink resistance and a path to conduct a static electrical charge to ground. The EPDM cover is resistant to abrasion, cracking, hardening and ozone.

Crimp Specifications

For currently qualified crimp specifications including coupling designation, refer to CrimpSource at www.parker.com/crimpsource.

Series 7263(E) (Black)

# Part Number	ID (in)	ID (mm)	Reinf Layers	OD (in)	OD (mm)	Approx Wt (lbs/ft)	Approx Wt (kg/m)	Min Bend Rad (in)	Min Bend Rad (mm)	Max WP (psi)*	Max WP (bar)*	Perm Cplg Rec *	Nom Std Pack Qty (ft)	Pkg Type
7263-502	1/2	12.7	2	1.0	26.2	0.48	0.72	7	178	261	18	43	2x50	Carton
7263-752	3/4	19.1	2	1.3	34.1	0.66	0.98	10	241	261	18	43, CS	3x50	Carton
7263-1002	1	25.4	2	1.6	40.5	0.85	1.27	12	305	261	18	CS, 43	5x50	Carton
7263-1002A												CS, 43	500	Reel
7263-1252	1-1/4	31.8	2	1.9	47.6	1.14	1.70	17	419	261	18	71	8x50	Carton
7263E-1502	1-1/2	38.1	2	2.2	55.6	1.44	2.15	20	508	261	18	43	50	Carton
7263E-2002	2	50.8	2	2.7	67.8	1.76	2.62	25	635	261	18	*	50	Carton

* 261 psi saturated steam; 250 psi superheated steam • 18 bar saturated steam; 17 bar superheated steam

WARNING: This product can expose you to chemicals including Carbon Black, which is known to the State of California to cause cancer. For more information go to www.p65warnings.ca.gov.

Tube: Black EPDM

Reinforcement: Multiple wire braids

Cover: Black or red EPDM; perforated wrapped finish

Temp. Range: -40°F to +406°F saturated steam/+450°F superheated steam (-40°C to +208°C saturated steam/+232°C superheated steam)

Brand Method: Embossed

Brand Example: PARKER SERIES 7263/7263E STEAM-LANCE® 250 PSI MAX WP

Design Factor: 10:1 (20:1 for 1/2", 3/4" and 1" sizes only)

Industry Standards: ISO 6134 Type 2

Applications:

- **Saturated** and superheated steam
- **Cleaning** containment vessels and manufacturing equipment; cleaning and heating process equipment
- **Manufacturing** and processing plants, refineries

Vacuum: Not recommended

Compare to: Boston Concord 250; ContiTech Flexsteel 250 Steam; Gates 205MB Steam King; Goodall N2576 Thermoflex; Thermoid Burstproof Regular

WARNINGS!

- ▶ Failure to properly inspect, maintain, test and use steam hose assemblies may result in property damage, personal injury or death. Refer to ARPM publication IP-11-1, "Guide for Use, Testing and Inspection of Steam Hose."
- ▶ Water changes to hot water and phases of steam when subjected to heat and pressure. The greater the pressure, the higher the temperature required to achieve and maintain a steam phase. If steam escapes, dangerous quantities of heat may be released very suddenly. Exposure to hot water, low pressure steam and high pressure steam may cause severe scalding or fatal burns.
- ▶ Use only hoses designated for steam service for steam applications.
- ▶ Prior to use with detergents or rust inhibitors, refer to the chemical guide in this catalog or contact Parker.
- ▶ Drain steam hose after each use to reduce the possibility of hose popcorning while in service.
- ▶ Couplings attached with bands or clamps may reduce the working pressure of the hose assembly to less than the maximum rated working pressure of the hose. Refer to the NAHAD Industrial Hose Assembly Guidelines.

DRAGON BREATH® 250

Oil Resistant Steam Hose

Series 7288



[view on web page](#)

Series 7288 is a traditional oil resistant hose designed for long-lasting steam service, one of the toughest applications for hose, where the hot/cold wet/dry cycling attacks rubber compounds externally as well as internally. The hose construction incorporates an EPDM tube that resists heat and popcorning, and a wire braid reinforcement for crush-resistant durability, kink resistance and a path to conduct a static electrical charge to ground. The red chloroprene cover is resistant to weathering and oil—an important criteria for oil refineries and petrochemical plants—and provides color-coded identification.

Crimp Specifications

For currently qualified crimp specifications including coupling designation, refer to CrimpSource at www.parker.com/crimpsource.

# Part Number	ID (in)	ID (mm)	Reinf Layers	OD (in)	OD (mm)	Approx Wt (lbs/ft)	Approx Wt (kg/m)	Min Bend Rad (in)	Min Bend Rad (mm)	Max WP (psi)*	Max WP (bar)*	Perm Cplg Rec *	Nom Std Pack Qty (ft)	Pkg Type
7288-502	1/2	12.7	2	1.0	26.2	0.52	0.77	7	178	261	18	43	2x50	Carton
7288-752	3/4	19.1	2	1.3	34.1	0.73	1.09	10	241	261	18	CS, 43	3x50	Carton

* 261 psi saturated steam; 250 psi superheated steam • 18 bar saturated steam; 17 bar superheated steam

⚠ WARNING: This product can expose you to chemicals including Carbon Black, which is known to the State of California to cause cancer. For more information go to www.p65warnings.ca.gov.

Tube: Black EPDM

Reinforcement: Multiple wire braids

Cover: ARPM Class B oil resistant red chloroprene; perforated wrapped finish

Temp. Range: -40°F to +406°F saturated steam/+450°F superheated steam (-40°C to +208°C saturated steam/+232°C superheated steam)

Brand Method: Embossed

Brand Example: PARKER SERIES 7288 DRAGON BREATH® STEAM HOSE 250 PSI MAX WP OIL RESISTANT

Design Factor: 20:1

Industry Standards: ISO 6134 Type 2

Applications:

- Saturated and superheated steam
- Cleaning containment vessels and manufacturing equipment; cleaning and heating process equipment
- Manufacturing and processing plants, refineries

Vacuum: Not recommended

Compare to: Boston Concord 250 OR; ContiTech Flexsteel 250 ORS; Gates 232MB Steam Queen; Thermoid Burstproof Oil Resistant

⚠ WARNINGS!

- ▶ Failure to properly inspect, maintain, test and use steam hose assemblies may result in property damage, personal injury or death. Refer to ARPM publication IP-11-1, "Guide for Use, Testing and Inspection of Steam Hose."
- ▶ Water changes to hot water and phases of steam when subjected to heat and pressure. The greater the pressure, the higher the temperature required to achieve and maintain a steam phase. If steam escapes, dangerous quantities of heat may be released very suddenly. Exposure to hot water, low pressure steam and high pressure steam may cause severe scalding or fatal burns.
- ▶ Use only hoses designated for steam service for steam applications.
- ▶ Prior to use with detergents or rust inhibitors, refer to the chemical guide in this catalog or contact Parker.
- ▶ Drain steam hose after each use to reduce the possibility of hose popcorning while in service.
- ▶ Couplings attached with bands or clamps may reduce the working pressure of the hose assembly to less than the maximum rated working pressure of the hose. Refer to the NAHAD Industrial Hose Assembly Guidelines.

Hydrocarbon Drain Hose

Oil Resistant

Non-Skive E-Z Crimp

Series 7200



[view on web page](#)

Series 7200 is designed to evacuate hot, liquefied residue from steam cleaning operations. The wire braid reinforcement provides crush-resistant durability, kink resistance and a path to conduct a static electrical charge to ground. The vivid blue chloroprene cover is resistant to oil and weathering, and provides color-coded identification. Series 7200 is qualified with Parker non-skive crimp couplings for easy and quick assembly fabrication as well as maintenance-free service.

NOTE: Do not use for steam service.

Crimp Specifications

For currently qualified crimp specifications including coupling designation, refer to CrimpSource at www.parker.com/crimpsource.

# Part Number	ID (in)	ID (mm)	Reinf Layers	OD (in)	OD (mm)	Approx Wt (lbs/ft)	Approx Wt (kg/m)	Min Bend Rad (in)	Min Bend Rad (mm)	Max WP (psi)	Max WP (bar)	Perm Cplg Rec *	Nom Std Pack Qty (ft)	Pkg Type
7200-751050	3/4	19.1	1	1.2	30.1	0.52	0.77	10	241	350	24	43	3x50	Carton
7200-1001050	1	25.4	1	1.5	38.1	0.76	1.13	12	305	350	24	43	5x50	Carton

WARNING: This product can expose you to chemicals including Carbon Black, which is known to the State of California to cause cancer. For more information go to www.p65warnings.ca.gov.

Tube: Black nitrile; ARPM Class A oil resistance

Reinforcement: One wire braid

Cover: Blue chloroprene; wrapped finish

Temp. Range: -20°F to +300°F (-29°C to +149°C)/+350°F (+177°C) intermittent

Brand Method: Blue text on green stripe

Brand Example: PARKER SERIES 7200 HYDROCARBON DRAIN HOSE 350 PSI WP

Design Factor: 4:1

Industry Standards: None applicable

Applications:

- NOT FOR STEAM SERVICE
- Drainage of hot residue from steam cleaning operations
- Manufacturing and processing plants, refineries

Vacuum: Not recommended

Compare to: Boston Hydrocarbon Drain Hose

⚠ WARNINGS!

- ▶ Use only hoses designated for steam service for steam applications.
- ▶ Couplings attached with bands or clamps may reduce the working pressure of the hose assembly to less than the maximum rated working pressure of the hose. Refer to the NAHAD Industrial Hose Assembly Guidelines.

Water Hose and Assemblies



SUPER-FLEX® EPDM Water Suction Hose

Series 7392E



[view on web page](#)

Series 7392E is a lightweight suction and discharge hose for water. The construction incorporates a wire helix that provides full suction capability and kink resistance. The EPDM cover is resistant to abrasion, heat, mild chemicals and weathering.

Crimp Specifications

For currently qualified crimp specifications including coupling designation, refer to CrimpSource at www.parker.com/crimpsource.

# Part Number	ID (in)	ID (mm)	Reinf Layers	OD (in)	OD (mm)	Approx Wt (lbs/ft)	Approx Wt (kg/m)	Min Bend Rad (in)	Min Bend Rad (mm)	Max WP (psi)	Max WP (bar)	Perm Cplg Rec *	Nom Std Pack Qty (ft)	Pkg Type
7392E-1500	1-1/2	38.1	2	1.9	48.0	0.72	1.07	6	152	150	10	*	100	Coil
7392E-2000	2	50.8	2	2.4	62.0	1.08	1.61	7	178	150	10	*	100	Coil
7392E-2500	2-1/2	63.5	2	3.0	74.9	1.45	2.16	8	203	150	10	*	100	Coil
7392E-3000	3	76.2	2	3.5	88.9	1.80	2.68	10	254	150	10	*	100	Coil
7392E-4000	4	107.0	2	4.5	115.1	2.43	3.62	22	559	150	10	*	100	Coil
7392E-6000	6	152.4	4	6.6	168.3	3.71	5.53	30	711	100	10	*	100	Coil
7392E-600020	6	152.4	4	6.6	168.3	3.71	5.53	30	711	100	10	*	20	Coil

WARNING: This product can expose you to chemicals including Carbon Black, which is known to the State of California to cause cancer. For more information go to www.p65warnings.ca.gov.

Tube: Black synthetic rubber

Reinforcement: Multiple textile plies with dual wire helix

Cover: Black EPDM; wrapped finish

Temp. Range: -40°F to +180°F (-40°C to +82°C)

Brand Method: White text on blue stripe

Brand Example: PARKER SERIES 7392E WATER SUCTION HOSE – XXX PSI MAX WP

Industry Standards: None applicable

Applications:

- Alkalies, brine, glycols, herbicides, mild chemicals, slurries, water
- Agriculture, construction, general industrial, irrigation, surface mining

Vacuum: 29" Hg (737 mm Hg)

Compare to: ContiTech Plicord Con-Ag Water S&D; Gates Barracuda

WARNING! Couplings attached with bands or clamps may reduce the working pressure of the hose assembly to less than the maximum rated working pressure of the hose. Refer to the NAHAD Industrial Hose Assembly Guidelines.

STINGER™ II

High Pressure Mine and Multipurpose Hose

Series 7268E



view on web page

Series 7268E is a versatile, high pressure hose commonly used in mining. The construction incorporates high tensile wire braid reinforcement that provides durability, kink resistance, high pressure capability, and superior coupling retention. The flame resistant bright yellow cover meets MSHA requirements and is also resistant to abrasion and oil.

Crimp Specifications

For currently qualified crimp specifications including coupling designation, refer to CrimpSource at www.parker.com/crimpsource.

# Part Number	ID (in)	ID (mm)	Reinf Layers	OD (in)	OD (mm)	Approx Wt (lbs/ft)	Approx Wt (kg/m)	Min Bend Rad (in)	Min Bend Rad (mm)	Max WP (psi)	Max WP (bar)	Perm Cplg Rec *	Nom Std Pack Qty (ft)	Pkg Type
7268E-751													524	Reel
7268E-751050	3/4	19.1	1	1.0	26.5	0.34	0.51	6	152	1000	69	HY, 43	50	Coil
7268E-751100													100	Coil
7268E-1001													524	Reel
7268E-1001050	1	25.4	1	1.3	34.0	0.50	0.75	8	203	1000	69	HY, 43	50	Coil
7268E-1001100													100	Coil
7268E-1251050	1-1/4	31.8	1	1.6	41.4	0.67	1.00	12	305	1000	69	HY, 43	50	Coil
7268E-1251100													100	Coil
7268E-1501050	1-1/2	38.1	1	1.9	48.0	0.86	1.28	14	356	1000	69	43	50	Coil
7268E-1501100													100	Coil
7268E-2001	2	50.8	1	2.4	62.0	1.14	1.70	18	457	1000	69	43	50	Coil
7268E-2001100													100	Coil

WARNING: This product can expose you to chemicals including Carbon Black, which is known to the State of California to cause cancer. For more information go to www.p65warnings.ca.gov.

Tube: Black chloroprene

Reinforcement: One wire braid

Cover: Yellow nitrile/PVC; perforated wrapped finish

Temp. Range: -20°F to +212°F (-29°C to +100°C)

Brand Method: Embossed (1-1/2" black ink)

Brand Example: PARKER SERIES 7268E STINGER II (ID)
1000 PSI MAX WP MSHA #

Design Factor: 4:1

Industry Standards: MSHA

Applications:

- Air, mild chemicals, oil, water
- Heavy duty air tools, compressors; drill hose, dust suppression in mines
- Construction, general industrial, mines and quarries

Vacuum: Not recommended

Compare to: Boston Concord Yellow Jack; ContiTech Minespray, Super Ortac; Gates 1000MP/Mine Spray

WARNING! Couplings attached with bands or clamps may reduce the working pressure of the hose assembly to less than the maximum rated working pressure of the hose. Refer to the NAHAD Industrial Hose Assembly Guidelines.

HURRICANE™ Pressure Washer Hose

Series 7258



[view on web page](#)

Series 7258/7258BL hose construction incorporates a high tensile wire braid reinforcement that provides durability, kink resistance and superior coupling retention. Both cover colors are resistant to oil and weathering.

NOTE: Do not use for carpet cleaning or steam service.

Crimp Specifications

For currently qualified crimp specifications including coupling designation, refer to CrimpSource at www.parker.com/crimpsource.

# Part Number	ID (in)	ID (mm)	Reinf Layers	OD (in)	OD (mm)	Approx Wt (lbs/ft)	Approx Wt (kg/m)	Min Bend Rad (in)	Min Bend Rad (mm)	Max WP (psi)	Max WP (bar)	Perm Cplg Rec *	Nom Std Pack Qty (ft)	Pkg Type
7258-250BK	1/4	6.4	1	0.500	12.7	0.14	0.21	2	38	3000	207	HY, 43	500	Reel
7258-380BK	3/8	9.5	1	0.620	15.7	0.19	0.28	2	51	3000	207	HY, 43	500	Reel
7258-501BK	1/2	12.7	1	0.700	18.9	0.23	0.34	3	76	2500	172	HY, 43	500	Reel
7258-250BL	1/4	6.4	1	0.500	12.7	0.14	0.21	2	38	3000	207	43	500	Reel
7258-380BL	3/8	9.5	1	0.620	15.7	0.19	0.28	2	51	3000	207	43	500	Reel
7258-501BL												HY, 43		

Factory Assemblies: Available from stock in popular configurations. Refer to the following page.

WARNING: This product can expose you to chemicals including Carbon Black, which is known to the State of California to cause cancer. For more information go to www.p65warnings.ca.gov.

Tube: Black chloroprene

Reinforcement: One wire braid

Cover: Black (BK) chloroprene, wrapped finish;
Blue (BL) chloroprene; perforated wrapped finish

Temp. Range: -40°F to +250°F (-40°C to +121°C)

Brand Method: White ink

Brand Example: PARKER SERIES 7258 HURRICANE™
3000 PSI MAX WP

Design Factor: 4:1 (1/2" @ 3.5:1)

Industry Standards: None applicable

Applications:

- Hot water, mild chemicals
- Agriculture, construction, general industrial, oilfield, shipyards

Vacuum: Not recommended

Compare to: Gates Power Clean

WARNING! Couplings attached with bands or clamps may reduce the working pressure of the hose assembly to less than the maximum rated working pressure of the hose. Refer to the NAHAD Industrial Hose Assembly Guidelines.

HURRICANE™

Pressure Washer Hose – Factory Assemblies

Series 7258BK (Black) and 7258BL (Blue)



[view on web page](#)

Series 7258BK (Black)

# Part Number	ID (in)	Length (ft)	Approx Wt (lbs/ea)	Max WP (psi)	Fitting 1	Thread Size (in)	Fitting 2	Thread Size (in)	Std Pack Qty (ea)	Pkg Type
725825BKRS-600	1/4	50	7.25	3000	101HY-4-4	1/4 - 18	113HY-4-4	1/4 - 18	5	Carton
725838BKRS-600	3/8	50	9.85	3000	10143-6-6	3/8 - 18	11343-6-6	3/8 - 18	5	Carton

WARNING: This product can expose you to chemicals including Carbon Black, which is known to the State of California to cause cancer. For more information go to www.p65warnings.ca.gov.

Series 7258BL (Blue)

# Part Number	ID (in)	Length (ft)	Approx Wt (lbs/ea)	Max WP (psi)	Fitting 1	Thread Size (in)	Fitting 2	Thread Size (in)	Std Pack Qty (ea)	Pkg Type
725825BLRS-600	1/4	50	7.25	3000	101HY-4-4	1/4 - 18	113HY-4-4	1/4 - 18	5	Carton
725838BLRS-600	3/8	50	9.85	3000	10143-6-6	3/8 - 18	11343-6-6	3/8 - 18	5	Carton

WARNING: This product can expose you to chemicals including Carbon Black, which is known to the State of California to cause cancer. For more information go to www.p65warnings.ca.gov.

Temp Range: -40°F to +250°F (-40°C to +121°C)

Design Factor: 4:1

Crimped-on Carbon Steel Rigid Male x Swivel Male,

Black PVC Bend Restrictors Each End

Coiled and Tied, No Center Disc

NOTE: Refer to the previous page for bulk hose information.

Black Molded PVC Strain Relievers / Bend Restrictors

NOTE: Use only with Series 7258BK / 7258BL



[view on web page](#)

# Part Number	Hose ID (in)	Hose ID (mm)	Strain Reliever ID (in)	Strain Reliever ID (mm)	Length (in)	Length (mm)	Std Pack Qty (ea)
S81550	1/4	6.4	0.530	13.5	7	177.8	Per Order
S81551	3/8	9.5	0.630	16.0	7	177.8	Per Order

WARNING: This product can expose you to chemicals including Lead, which is known to the State of California to cause cancer and birth defects or other reproductive harm. For more information go to www.p65warnings.ca.gov.

White Washdown Hose

Series 7360



[view on web page](#)

Series 7360 hose construction incorporates multiple plies of textile reinforcement that provide flexibility, and the white, non-marking cover is resistant to abrasion, heat and ozone.

NOTE: Do not expose to fatty or oily foods.

Crimp Specifications

For currently qualified crimp specifications including coupling designation, refer to CrimpSource at www.parker.com/crimpsource.

# Part Number	ID (in)	ID (mm)	Reinf Layers	OD (in)	OD (mm)	Approx Wt (lbs/ft)	Approx Wt (kg/m)	Min Bend Rad (in)	Min Bend Rad (mm)	Max WP (psi)	Max WP (bar)	Perm Cplg Rec *	Nom Std Pack Qty (ft)	Pkg Type
7360-75150	3/4	19.1	2	1.3	31.8	0.45	0.67	6	152	150	10	*	50	Coil
7360-75150100												*	100	Coil

⚠ WARNING: This product can expose you to chemicals including Carbon Black, which is known to the State of California to cause cancer. For more information go to www.p65warnings.ca.gov.

Tube: White SBR

Reinforcement: Multiple textile plies

Cover: White SBR; wrapped finish

Temp. Range: -20°F to +212°F (-29°C to +100°C)

Brand Method: White text on blue stripe

Brand Example: PARKER SERIES 7360 WASHDOWN HOSE 150 PSI WP

Design Factor: 4:1

Industry Standards: None applicable

Applications:

- Hot water
- Breweries, dairies, food processing plants, general industrial, oil rigs, paper mills

Vacuum: Not recommended

Compare to: ContiTech Plicord Washdown

⚠ WARNING! Couplings attached with bands or clamps may reduce the working pressure of the hose assembly to less than the maximum rated working pressure of the hose. Refer to the NAHAD Industrial Hose Assembly Guidelines.

Contractor's Water Hose – Factory Assemblies











Series 7055 (Black)



[view on web page](#)

Series 7055 is designed as a lightweight, abrasion and weather resistant hose for general industrial water service. The factory-installed, crimped-on lightweight brass couplings provide a secure hose/fitting interface, and the male and female garden hose ends provide easy, quick and secure connections.

Series 7055 (Black)

# Part Number	 ID (in)	 ID (mm)	 Length (ft)	 Length (m)	 Approx Wt (lbs/ea)	 Approx Wt (kg/ea)	 Max WP (psi)	 Max WP (bar)	 Std Pack Qty (ea)	 Pkg Type
7055GHT63-300	5/8	15.9	25	7.62	4.91	2.23	100	7	10	Carton
7055GHT63-600			50	15.24	9.32	4.23			5	Carton
7055GHT75-300	3/4	19.1	25	7.62	7.23	3.28	100	7	6	Carton
7055GHT75-600			50	15.24	13.87	6.29			3	Carton

⚠️ WARNING: This product can expose you to chemicals including Carbon Black, which is known to the State of California to cause cancer. For more information go to www.p65warnings.ca.gov.

Premium Contractor's Water Hose – Factory Assemblies

Series PR (Black EPDM)

Series PR is designed as a durable, lightweight, abrasion and weather resistant hose for agriculture, construction or general industrial water service. The factory-installed, crimped-on lightweight, crush resistant nickel-plated brass couplings provide a secure hose/fitting interface, and the male and female garden hose ends provide easy, quick and secure connections.



[view on web page](#)

# Part Number	⊙		↔		⚖		⌚		📦	
	ID (in)	ID (mm)	Length (ft)	Length (m)	Approx Wt (lbs/ea)	Approx Wt (kg/ea)	Max WP (psi)	Max WP (bar)	Std Pack Qty (ea)	Pkg Type
PR5825	5/8	15.9	25	7.62	5.58	2.53	125	9	8	Carton
PR5850			50	15.24	10.66	4.84			4	Carton
PR5875			75	22.86	15.86	7.19			3	Carton
PR58100			100	30.48	20.94	9.50			2	Carton
PR3450	3/4	19.1	50	15.24	14.07	6.38	125	9	3	Carton

⚠ WARNING: This product can expose you to chemicals including Carbon Black, which is known to the State of California to cause cancer. For more information go to www.p65warnings.ca.gov.

Temp Range: -40°F to +180°F (-40°C to +82°C)
Design Factor: 4:1
Crimped-on Crush Resistant Nickel Plated Brass

Male x Female Garden Hose Thread Couplings
Display Coils with Parker Center Retail Packaging Disc

Premium Hot Water Hose – Factory Assemblies

Series HWR (Red EPDM)

Series HWR is designed as a lightweight, abrasion and weather resistant hose for general industrial/commercial hot water (to 212°F) water service. The factory-installed, crimped-on crush resistant nickel-plated brass couplings provide a secure hose/fitting interface, and the male and female garden hose ends provide easy, quick and secure connections.



[view on web page](#)

# Part Number	⊙		↔		⚖		⌚		📦	
	ID (in)	ID (mm)	Length (ft)	Length (m)	Approx Wt (lbs/ea)	Approx Wt (kg/ea)	Max WP (psi)	Max WP (bar)	Std Pack Qty (ea)	Pkg Type
HWR5825	5/8	15.9	25	7.62	5.73	2.60	125	9	8	Carton
HWR5850			50	15.24	10.95	4.97			4	Carton
HWR5875			75	22.86	16.30	7.39			3	Carton
HWR58100			100	30.48	21.52	9.76			2	Carton
HWR3450	3/4	19.1	50	15.24	14.36	6.51	125	9	2	Carton

⚠ WARNING: This product can expose you to chemicals including Lead, which is known to the State of California to cause cancer and birth defects or other reproductive harm. For more information go to www.p65warnings.ca.gov.

Temp Range: -40°F to +212°F (-40°C to +100°C)
Design Factor: 4:1

Male x Female Garden Hose Thread Couplings
Display Coils with Parker Center Retail Packaging Disc

Premium Rubber Garden Hose - Factory Assemblies

Series RGR (Green EPDM)



[view on web page](#)

Series RGR is designed as a lightweight, abrasion and weather resistant hose for general consumer/commercial water service. The green color naturally blends in with grass, plants and a garden/landscape environment. The factory-installed, crimped-on crush resistant nickel-plated brass couplings provide a secure hose/fitting interface, and the male and female garden hose ends provide easy, quick and secure connections.

# Part Number	⊙ ID (in) ID (mm)		↔ Length (ft) Length (m)		⚖ Approx Wt (lbs/ea) Approx Wt (kg/ea)		⌚ Max WP (psi) Max WP (bar)		⏪ Std Pack Qty (ea)	📦 Pkg Type
RGR1250	1/2	12.7	50	15.24	7.68	3.48	100	7	6	Carton
RGR12100			100	30.48	14.78	6.70			3	Carton
RGR5825	5/8	15.9	25	7.62	5.81	2.64	125	9	8	Carton
RGR5850			50	15.24	11.01	4.99			4	Carton
RGR5875			75	22.86	16.20	7.35			3	Carton
RGR58100	5/8	15.9	100	30.48	21.39	9.70		2	Carton	

⚠ WARNING: This product can expose you to chemicals including Lead, which is known to the State of California to cause cancer and birth defects or other reproductive harm. For more information go to www.p65warnings.ca.gov.

Temp Range: -40°F to +180°F (-40°C to +82°C)


Design Factor: 4:1 (1/2" @ 3.5:1)

Crimped-on Crush Resistant Nickel Plated Brass,

Male x Female Garden Hose Thread Couplings

Display Coils with Parker Center Retail Packaging Disc

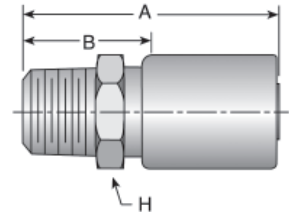
Couplings








Series HY

101HY Male NPTF Pipe – Straight Rigid

view on web page



# Part Number	 Hose ID (in)	 Thread ID (in)	Thread Dash Size	Dimensions					 Approx Wt Per Ctn (lbs)	 Std Pack Qty (per carton)	 Pkg Type
				A (in)	A (mm)	H (in)	B (in)	B (mm)			
101HY-2-4	1/4	1/8x27	-2	2.34	59	5/8	1.00	25	1.94	20	Carton
101HY-4-4	1/4	1/4x18	-4	2.53	64	9/16	1.19	30	2.73	25	Carton
101HY-4-6	3/8	1/4x18	-4	2.55	65	11/16	1.19	30	3.06	20	Carton
101HY-6-4	1/4	3/8x18	-6	2.53	64	3/4	1.19	30	2.68	20	Carton
101HY-6-6	3/8	3/8x18	-6	2.55	65	3/4	1.19	30	4.20	25	Carton
101HY-6-8	1/2	3/8x18	-6	2.72	69	7/8	1.38	35	4.54	20	Carton
101HY-8-6	3/8	1/2x14	-8	2.73	69	7/8	1.38	35	4.36	20	Carton
101HY-8-8	1/2	1/2x14	-8	2.91	74	7/8	1.41	40	6.53	25	Carton
101HY-8-10	5/8	1/2x14	-8	2.94	75	1-1/8	1.59	40	7.26	20	Carton
101HY-8-12	3/4	1/2x14	-8	3.08	78	1-1/4	1.50	38	4.33	10	Carton
101HY-12-8	1/2	3/4x14	-12	2.91	74	1-1/16	1.56	40	7.60	20	Carton
101HY-12-10	5/8	3/4x14	-12	2.98	76	1-1/8	1.59	40	3.80	10	Carton
101HY-12-12	3/4	3/4x14	-12	3.08	78	1-1/4	1.50	38	4.58	10	Carton
101HY-12-16	1	3/4x14	-12	3.23	82	1-3/8	1.63	41	5.40	10	Carton
101HY-16-12	3/4	1x11-1/2	-16	3.27	83	1-3/8	1.69	43	5.10	10	Carton
101HY-16-16	1	1x11-1/2	-16	3.42	87	1-3/8	1.81	46	6.29	10	Carton
S101HY-20-20	1-1/4	1-1/4 x 11-1/2	-20	3.84	98	1-3/4	2.00	51	6.62	4	Carton

WARNING: This product can expose you to chemicals including Lead, which is known to the State of California to cause cancer and birth defects or other reproductive harm. For more information go to www.p65warnings.ca.gov.

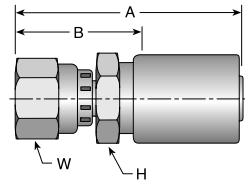
Crimp Specifications

For currently qualified crimp specifications including coupling designation, refer to CrimpSource at www.parker.com/crimpsource.

Series HY

106HY Female JIC 37° – Straight Swivel

view on web page



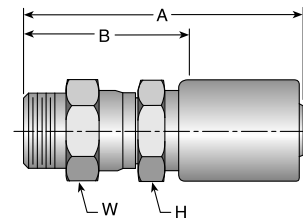
# Part Number	Hose ID (in)	Thread ID (in)	Thread Dash Size	Dimensions						Approx Wt Per Ctn (lbs)	Std Pack Qty (per carton)	Pkg Type
				A (in)	A (mm)	H (in)	W (in)	B (in)	B (mm)			
106HY-4-4	1/4	7/16x20	-4	2.60	66	9/16	9/16	1.25	32	3.18	25	Carton
106HY-4-6	3/8	7/16x20	-4	2.67	68	3/4	9/16	1.31	33	3.30	20	Carton
106HY-5-4	1/4	1/2x20	-5	2.65	67	9/16	5/8	1.31	33	2.52	20	Carton
106HY-6-4	1/4	9/16x18	-6	2.67	68	5/8	11/16	1.31	33	2.62	20	Carton
106HY-6-6	3/8	9/16x18	-6	2.69	68	11/16	11/16	1.34	34	8.35	50	Carton
106HY-6-8	1/2	9/16x18	-6	2.86	73	7/8	9/16	1.50	38	4.80	20	Carton
106HY-8-6	3/8	3/4x16	-8	2.72	69	7/8	7/8	1.38	35	3.96	20	Carton
106HY-8-8	1/2	3/4x16	-8	2.90	74	7/8	7/8	1.56	40	13.20	50	Carton
106HY-8-10	5/8	3/4x16	-8	2.98	76	1-1/8	7/8	1.59	40	7.06	20	Carton
106HY-8-12	3/4	3/4x16	-8	3.08	78	1-1/4	7/8	1.53	39	2.64	10	Carton
106HY-10-8	1/2	7/8x14	-10	2.98	76	1	1	1.63	41	6.20	20	Carton
106HY-10-10	5/8	7/8x14	-10	3.06	78	1-1/8	1	1.69	43	9.95	25	Carton
106HY-10-12	3/4	7/8x14	-10	3.16	80	1-1/4	1	1.59	40	5.23	10	Carton
106HY-12-8	1/2	1-1/16x12	-12	3.05	77	1-1/8	1-1/4	1.69	43	3.84	10	Carton
106HY-12-10	5/8	1-1/16x12	-12	3.12	79	1-1/8	1-1/4	1.75	44	4.48	10	Carton
106HY-12-12	3/4	1-1/16x12	-12	3.22	82	1-1/4	1-1/4	1.66	42	13.08	25	Carton
106HY-12-16	1	1-1/16x12	-12	3.38	86	1-3/8	1-1/4	1.75	44	6.40	10	Carton
106HY-16-16	1	1-5/16x12	-16	3.45	88	1-3/8	1-1/2	1.84	47	6.86	10	Carton
106HY-20-20	1-1/4	1-5/8x12	-20	4.09	104	2	2	2.25	57	5.00	4	Carton

WARNING: This product can expose you to chemicals including Lead, which is known to the State of California to cause cancer and birth defects or other reproductive harm. For more information go to www.p65warnings.ca.gov.

Series HY

113HY Male NPTF Pipe – Straight Swivel

view on web page



# Part Number	Hose ID (in)	Thread ID (in)	Thread Dash Size	Dimensions						Approx Wt Per Ctn (lbs)	Std Pack Qty (per carton)	Pkg Type
				A (in)	A (mm)	H (in)	W (in)	B (in)	B (mm)			
113HY-4-4	1/4	1/4x18	-4	3.06	78	9/16	5/8	1.72	44	2.95	25	Carton
113HY-6-6	3/8	3/8x18	-6	3.11	79	11/16	11/16	1.75	44	6.23	25	Carton
113HY-8-8	1/2	1/2x14	-8	3.50	89	7/8	7/8	2.16	55	8.55	25	Carton
113HY-12-12	3/4	3/4x14	-12	3.95	100	1-1/4	1-1/4	2.38	60	7.50	10	Carton
113HY-16-16	1	1x11-1/2	-16	4.23	107	1-1/2	1-1/2	2.63	67	11.52	10	Carton

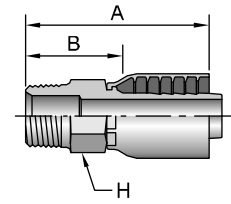
Material: Plated steel






WARNING: This product can expose you to chemicals including Lead, which is known to the State of California to cause cancer and birth defects or other reproductive harm. For more information go to www.p65warnings.ca.gov.

Series 43

10143 Male NPTF Pipe – Straight Rigid

view on web page



# Part Number	 Hose ID (in)	 Thread ID (in)	Thread Dash Size	Dimensions					 Approx Wt Per Ctn (lbs)	 Std Pack Qty (per carton)	 Pkg Type
				A (in)	A (mm)	H (in)	B (in)	B (mm)			
10143-4-4	1/4	1/4x18	-4	2.01	51	9/16	1.26	32	3.00	25	Carton
10143-6-6	3/8	3/8x18	-6	2.37	60	3/4	1.34	34	4.25	25	Carton
10143-8-8	1/2	1/2x14	-8	2.84	72	7/8	1.58	40	5.30	20	Carton
10143-12-12	3/4	3/4x14	-12	3.09	78	1-1/16	1.65	42	4.35	10	Carton
10143-16-16	1	1x11-1/2	-16	2.59	66	1-3/8	1.97	50	3.71	5	Carton
10143-20-20	1-1/4	1-1/4x11-1/2	-20	4.08	104	1-3/4	2.39	61	5.50	5	Carton
10143-24-24	1-1/2	1-1/2x11-1/2	-24	3.50	89	2	2.13	54	8.06	5	Carton
10143-32-32	2	2x11-1/2	-32	4.05	103	2-1/2	2.27	58	13.37	5	Carton

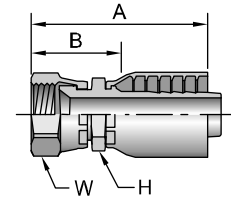
Material: Plated steel






WARNING: This product can expose you to chemicals including Lead, which is known to the State of California to cause cancer and birth defects or other reproductive harm. For more information go to www.p65warnings.ca.gov.

Series 43

10643 Female JIC 37° – Straight Swivel

view on web page



# Part Number	 Hose ID (in)	 Thread ID (in)	Thread Dash Size	Dimensions					 Approx Wt Per Ctn (lbs)	 Std Pack Qty (per carton)	 Pkg Type	
				A (in)	A (mm)	H (in)	W (in)	B (in)				B (mm)
10643-4-4	1/4	7/16x20	-4	1.94	49	9/16	9/16	1.19	30	2.63	25	Carton
10643-6-6	3/8	9/16x18	-6	2.29	58	11/16	11/16	1.26	32	4.33	25	Carton
10643-8-8	1/2	3/4x16	-8	2.63	67	13/16	7/8	1.37	35	5.14	20	Carton
10643-12-12	3/4	1-1/16x12	-12	3.17	81	1-1/16	1-1/4	1.73	44	2.35	5	Carton
10643-16-16	1	1-5/16x12	-16	3.62	92	1-3/8	1-1/2	2.00	51	4.15	5	Carton
10643-20-20	1-1/4	1-5/8x12	-20	3.94	100	1-7/8	2	2.25	57	7.60	5	Carton
10643-24-24	1-1/2	1-7/8x12	-24	3.84	98	2-1/8	2-1/4	2.47	63	4.00	2	Carton
10643-32-32	2	2-1/2x12	-32	4.73	120	2-1/2	2-7/8	2.95	75	3.08	1	Carton

Material: Plated steel

WARNING: This product can expose you to chemicals including Lead, which is known to the State of California to cause cancer and birth defects or other reproductive harm. For more information go to www.p65warnings.ca.gov.

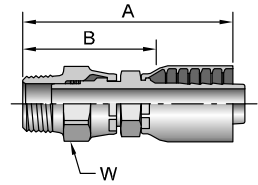
Crimp Specifications






For currently qualified crimp specifications including coupling designation, refer to CrimpSource at www.parker.com/crimpsource.

Series 43

11343 Male NPTF Pipe – Straight Swivel

[view on web page](#)



# Part Number	 Hose ID (in)	 Thread ID (in)	Thread Dash Size	Dimensions					 Approx Wt Per Ctn (lbs)	 Std Pack Qty (per carton)	 Pkg Type
				A (in)	A (mm)	H (in)	B (in)	B (mm)			
11343-4-4	1/4	1/4X18	-4	2.68	68	5/8	1.93	49	1.53	10	Carton
11343-6-6	3/8	3/8X18	-6	3.08	78	3/4	2.05	52	2.55	10	Carton
11343-8-8	1/2	1/2X14	-8	3.52	89	7/8	2.26	57	3.70	10	Carton

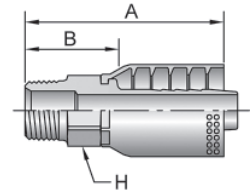
Material: Plated steel






WARNING: This product can expose you to chemicals including Lead, which is known to the State of California to cause cancer and birth defects or other reproductive harm. For more information go to www.p65warnings.ca.gov.

Series CC

S101CC Male NPTF Pipe – Straight Rigid

[view on web page](#)



# Part Number	 Hose ID (in)	 Thread ID (in)	Thread Dash Size	Dimensions					 Approx Wt Per Ctn (lbs)	 Std Pack Qty (per carton)	 Pkg Type
				A (in)	A (mm)	H (in)	B (in)	B (mm)			
S101CC-16-16CW	1	1x11-1/2	-16	3.94	100	1-3/8	2.00	51	18.60	20	Carton
S101CC-20-20CW	1-1/4	1-1/4x11-1/2	-20	4.06	103	1-3/4	2.39	61	3.00	–	Carton
S101CC-24-24CW	1-1/2	1-1/2x11-1/2	-24	3.50	89	2	2.13	54	5.00	5	Carton
S101CC-32-32CW	2	2x11-1/2	-32	5.39	137	2-5/8	2.14	54	13.00	2	Carton

Material: Stainless Steel Inserts, Carbon Steel Ferrules

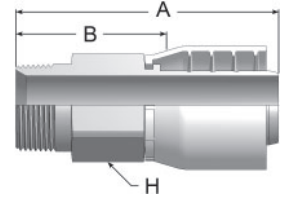
WARNING: This product can expose you to chemicals including Lead, which is known to the State of California to cause cancer and birth defects or other reproductive harm. For more information go to www.p65warnings.ca.gov.

Crimp Specifications

For currently qualified crimp specifications including coupling designation, refer to CrimpSource at www.parker.com/crimpsource.

Series WC S1APWC Male API – Straight Rigid

view on web page



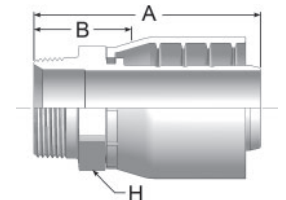
# Part Number	Hose ID (in)	Thread ID (in)	Thread Dash Size	Dimensions					Approx Wt Per Ctn (lbs)	Std Pack Qty (per carton)	Pkg Type
				A (in)	A (mm)	H (in)	B (in)	B (mm)			
S1APWC-32-32	2	2x11-1/2	-32	7.17	182	2-5/8	3.92	99	2.00	2	Carton

Material: Plated steel

WARNING: This product can expose you to chemicals including Lead, which is known to the State of California to cause cancer and birth defects or other reproductive harm. For more information go to www.p65warnings.ca.gov.

Series WC S101WC Male NPTF Pipe – Straight Rigid

view on web page



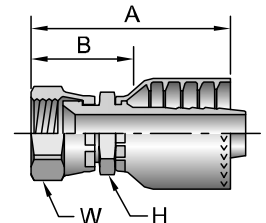
# Part Number	Hose ID (in)	Thread ID (in)	Thread Dash Size	Dimensions					Approx Wt Per Ctn (lbs)	Std Pack Qty (per carton)	Pkg Type
				A (in)	A (mm)	H (in)	B (in)	B (mm)			
S101WC-32-32	2	2x11-1/2	-32	5.39	137	2-5/8	2.14	54	2.00	2	Carton

Material: Plated steel

WARNING: This product can expose you to chemicals including Lead, which is known to the State of California to cause cancer and birth defects or other reproductive harm. For more information go to www.p65warnings.ca.gov.

Series WC S106WC Female JIC 37° – Straight Swivel

view on web page



# Part Number	Hose ID (in)	Thread ID (in)	Thread Dash Size	Dimensions						Approx Wt Per Ctn (lbs)	Std Pack Qty (per carton)	Pkg Type
				A (in)	A (mm)	H (in)	W (in)	B (in)	B (mm)			
S106WC-32-32	2	2-1/2x12	-32	5.95	151	2-5/8	2-7/8	2.70	69	2.00	2	Carton

Material: Plated steel

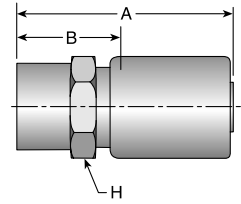
WARNING: This product can expose you to chemicals including Lead, which is known to the State of California to cause cancer and birth defects or other reproductive harm. For more information go to www.p65warnings.ca.gov.

Crimp Specifications

For currently qualified crimp specifications including coupling designation, refer to CrimpSource at www.parker.com/crimpsource.

Series 7661/TY-FF Female NPTF Pipe – Straight Rigid

[view on web page](#)



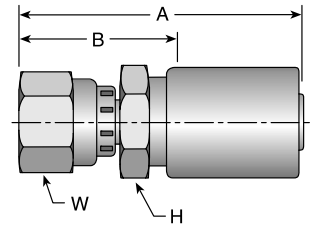
# Part Number	Hose ID (in)	Thread ID (in)	Thread Dash Size	Dimensions					Approx Wt Per Ctn (lbs)	Std Pack Qty (per carton)	Pkg Type
				A (in)	A (mm)	H (in)	B (in)	B (mm)			
7661-04FF04TY	1/4	1/4x18	-4	2.47	63	11/16	1.15	26	3.23	25	Carton

Material: Plated steel

WARNING: This product can expose you to chemicals including Lead, which is known to the State of California to cause cancer and birth defects or other reproductive harm. For more information go to www.p65warnings.ca.gov.

Series 7661/TY-FJ Female JIC 37° – Straight Swivel

[view on web page](#)



# Part Number	Hose ID (in)	Thread ID (in)	Thread Dash Size	Dimensions					Approx Wt Per Ctn (lbs)	Std Pack Qty (per carton)	Pkg Type	
				A (in)	A (mm)	H (in)	W (in)	B (in)				B (mm)
7661-04FJ04TY	1/4	7/16x20	-4	2.60	66	9/16	9/16	1.25	32	3.18	25	Carton
7661-08FJ08TY	1/2	3/4x16	-8	2.90	74	7/8	7/8	1.56	40	26.40	100	Carton

Material: Plated steel

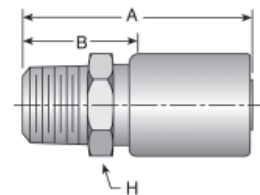
WARNING: This product can expose you to chemicals including Lead, which is known to the State of California to cause cancer and birth defects or other reproductive harm. For more information go to www.p65warnings.ca.gov.

Crimp Specifications

For currently qualified crimp specifications including coupling designation, refer to CrimpSource at www.parker.com/crimpsource.

Series 7661/TY-MP Male NPTF Pipe – Straight Rigid

[view on web page](#)



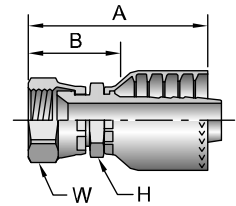
# Part Number	Hose ID (in)	Thread ID (in)	Thread Dash Size	Dimensions					Approx Wt Per Ctn (lbs)	Std Pack Qty (per carton)	Pkg Type
				A (in)	A (mm)	H (in)	B (in)	B (mm)			
7661-04MP04TY	1/4	1/4x18	-4	2.53	64	9/16	1.19	30	7.00	50	Carton
7661-08MP08TY	1/2	1/2x14	-8	2.91	74	7/8	1.56	40	30.00	100	Carton
7661-12MP08TY	1/2	3/4x14	-12	2.91	74	1-1/16	1.56	40	80.00	80	Carton

Material: Plated steel

WARNING: This product can expose you to chemicals including Lead, which is known to the State of California to cause cancer and birth defects or other reproductive harm. For more information go to www.p65warnings.ca.gov.

Series 7661/LA-FJ Female JIC 37° – Straight Swivel

view on web page



# Part Number	Hose ID (in)	Thread ID (in)	Thread Dash Size	Dimensions						Approx Wt Per Ctn (lbs)	Std Pack Qty (per carton)	Pkg Type
				A (in)	A (mm)	H (in)	W (in)	B (in)	B (mm)			
7661-32FJ32LA	2	2-1/2x12	-32	5.39	137	2-5/8	2-7/8	2.70	69	27.20	7	Carton

Material: Plated steel

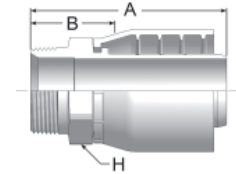
WARNING: This product can expose you to chemicals including Lead, which is known to the State of California to cause cancer and birth defects or other reproductive harm. For more information go to www.p65warnings.ca.gov.

Crimp Specifications

For currently qualified crimp specifications including coupling designation, refer to CrimpSource at www.parker.com/crimpsource.

Series 7661/LA-NP Male NPTF Pipe – Straight Rigid

view on web page



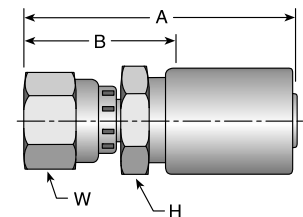
# Part Number	Hose ID (in)	Thread ID (in)	Thread Dash Size	Dimensions						Approx Wt Per Ctn (lbs)	Std Pack Qty (per carton)	Pkg Type
				A (in)	A (mm)	H (in)	B (in)	B (mm)				
7661-32NP32LA	2	2x11-1/2	-32	5.39	137	2-5/8	2.14	54	26.90	8	Carton	

Material: Plated steel

WARNING: This product can expose you to chemicals including Lead, which is known to the State of California to cause cancer and birth defects or other reproductive harm. For more information go to www.p65warnings.ca.gov.

Series 7661/LAR-FJ Female JIC 37° – Straight Swivel with Internal O-Ring

view on web page



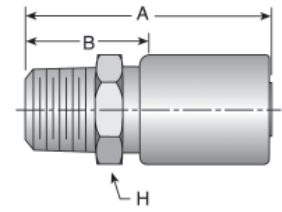
# Part Number	Hose ID (in)	Thread ID (in)	Thread Dash Size	Dimensions						Approx Wt Per Ctn (lbs)	Std Pack Qty (per carton)	Pkg Type
				A (in)	A (mm)	H (in)	W (in)	B (in)	B (mm)			
7661-16FJ16LAR	1	1-5/16x12	-16	3.55	90	1-3/8	1-3/8	1.81	46	17.15	25	Carton

Material: Plated steel

WARNING: This product can expose you to chemicals including Lead, which is known to the State of California to cause cancer and birth defects or other reproductive harm. For more information go to www.p65warnings.ca.gov.

Series 7661/LAR-MP Male NPTF Pipe – Straight Rigid with Internal O-Ring

[view on web page](#)



# Part Number	Hose ID (in)	Thread ID (in)	Thread Dash Size	Dimensions					Approx Wt Per Ctn (lbs)	Std Pack Qty (per carton)	Pkg Type
				A (in)	A (mm)	H (in)	B (in)	B (mm)			
7661-16MP16LAR	1	1x11-1/2	-16	3.42	87	1-3/8	1.69	43	15.73	25	Carton

Material: Plated steel

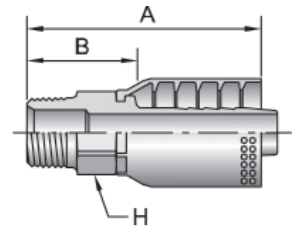
WARNING: This product can expose you to chemicals including Lead, which is known to the State of California to cause cancer and birth defects or other reproductive harm. For more information go to www.p65warnings.ca.gov.

Crimp Specifications

For currently qualified crimp specifications including coupling designation, refer to CrimpSource at www.parker.com/crimpsource.

Series CS S101CS Male NPTF Pipe – Straight Rigid

[view on web page](#)



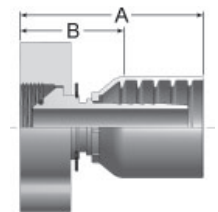
# Part Number	Hose ID (in)	Thread ID (in)	Thread Dash Size	Dimensions					Approx Wt Per Ctn (lbs)	Std Pack Qty (per carton)	Pkg Type
				A (in)	A (mm)	H (in)	B (in)	B (mm)			
S101CS-12-12	3/4	3/4x14	-12	3.56	90	1-1/8	1.75	44	16.05	25	Carton
S101CS-16-16	1	1x11-1/2	-16	3.94	100	1-3/8	2.00	51	27.43	25	Carton

Material: Plated steel

WARNING: This product can expose you to chemicals including Lead, which is known to the State of California to cause cancer and birth defects or other reproductive harm. For more information go to www.p65warnings.ca.gov.

Series 7610/CS Crimp Coupling for Steam Hose Female Ground Joint NPSM with Wing Nut and O-Ring

[view on web page](#)



# Part Number	Description	Hose ID (in)	Thread (in)	Dimensions				Approx Wt Per Ctn (lbs)	Std Pack Qty (per carton)	Pkg Type
				A (in)	A (mm)	B (in)	B (mm)			
7610-12CSGJF	With Wing Nut	3/4	1-1/2	3.70	94	1.57	40	4.00	4	Carton
7610-12CSGJFS	Spud	3/4	1-1/2	n/a	n/a	n/a	n/a	4.00	4	Carton
7610-16CSGJF	With Wing Nut	1	1-1/2	3.97	100	1.53	39	4.00	4	Carton

Material: Coupling, plated steel; Wing Nut, malleable iron

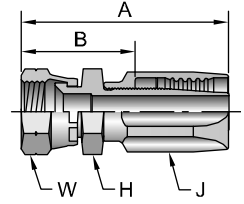
WARNING: This product can expose you to chemicals including Lead, which is known to the State of California to cause cancer and birth defects or other reproductive harm. For more information go to www.p65warnings.ca.gov.







Series 20

Reattachable Couplings for LPG Fuel Hose

Female SAE 45° - Straight Swivel

[view on web page](#)



# Part Number	 Hose ID (in)	 Thread ID (in)	 Thread Dash Size	Dimensions							 Approx Wt Per Ctn (lbs)	 Std Pack Qty (per carton)	 Pkg Type
				A (in)	A (mm)	H (in)	J (in)	W (in)	B (in)	B (mm)			
20820-6-6	5/16	5/8x18	-6	2.36	60	3/4	13/16	3/4	1.44	37	4.20	25	Carton

Material: Plated steel

WARNING: This product can expose you to chemicals including Lead, which is known to the State of California to cause cancer and birth defects or other reproductive harm. For more information go to www.p65warnings.ca.gov.

Safety & Technical Information





Parker Safety Guide for Selecting and Using Hose, Tubing, Fittings, Connectors, Conductors, Valves and Related Accessories

Parker Publication No. 4400-B.1

WARNING: Failure or improper selection or improper use of hose, tubing, fittings, assemblies, valves, connectors, conductors or related accessories (“Products”) can cause death, personal injury and property damage. Possible consequences of failure or improper selection or improper use of these Products include but are not limited to:

- Fittings thrown off at high speed.
- High velocity fluid discharge.
- Explosion or burning of the conveyed fluid.
- Electrocution from high voltage electric powerlines.
- Contact with suddenly moving or falling objects that are controlled by the conveyed fluid.
- Injections by high-pressure fluid discharge.
- Dangerously whipping Hose.
- Tube or pipe burst.
- Weld joint fracture.
- Contact with conveyed fluids that may be hot, cold, toxic or otherwise injurious.
- Sparking or explosion caused by static electricity buildup or other sources of electricity.
- Sparking or explosion while spraying paint or flammable liquids.
- Injuries resulting from inhalation, ingestion or exposure to fluids.

Before selecting or using any of these Products, it is important that you read and follow the instructions below. No product from any division in Parker Fluid Connectors Group is approved for in-flight aerospace applications. For hoses and fittings used in in-flight aerospace applications, please contact Parker Aerospace Group.

1.0 GENERAL INSTRUCTIONS

1.1 Scope: This safety guide provides instructions for selecting and using (including assembling, installing, and maintaining) these Products. For convenience, all rubber and/or thermoplastic products commonly called “hose” or “tubing” are called “Hose” in this safety guide. Metallic tube or pipe are called “tube”. All assemblies made with Hose are called “Hose Assemblies”. All assemblies made with Tube are called “Tube Assemblies”. All products commonly called “fittings”, “couplings” or “adapters” are called “Fittings”. Valves are fluid system components that control the passage of fluid. Related accessories are ancillary devices that enhance or monitor performance including crimping, flaring, flanging, presetting, bending, cutting, deburring, swaging machines, sensors, tags, lockout handles, spring guards and associated tooling. This safety guide is a supplement to and is to be used with the specific Parker publications for the specific Hose, Fittings and Related Accessories that are being considered for use. Parker publications are available at www.parker.com. SAE J1273 (www.sae.org) and ISO 17165-2 (www.ansi.org) also provide recommended practices for hydraulic Hose Assemblies, and should be followed.

1.2 Fail-Safe: Hose, Hose Assemblies, Tube, Tube Assemblies and Fittings can and do fail without warning for many reasons. Design all systems and equipment in a fail-safe mode, so that failure of the Hose, Hose Assembly, Tube, Tube Assembly or Fitting will not endanger persons or property.

1.3 Distribution: Provide a copy of this safety guide to each person responsible for selecting or using Hose, Tube and Fitting products. Do not select or use Parker Hose, Tube or Fittings without thoroughly reading and understanding this safety guide as well as the specific Parker publications for the Products.

1.4 User Responsibility: Due to the wide variety of operating conditions and applications for Hose, Tube and Fittings, Parker does not represent or warrant that any particular Hose, Tube or Fitting is suitable for any specific end use system. This safety guide does not analyze all technical parameters that must be considered in selecting a product. The user, through its own analysis and testing, is solely responsible for:

- Making the final selection of the Products.
- Assuring that the user’s requirements are met and that the application presents no health or safety hazards.
- Following the safety guide for Related Accessories and being trained to operate Related Accessories.
- Providing all appropriate health and safety warnings on the equipment on which the Products are used.
- Assuring compliance with all applicable government and industry standards.

1.5 Additional Questions: Call the appropriate Parker technical service department if you have any questions or require any additional information. See the Parker publication for the Products being considered or used, or call 1-800-CPARKER, or go to www.parker.com, for telephone numbers of the appropriate technical service department.

2.0 HOSE, TUBE AND FITTINGS SELECTION INSTRUCTIONS

2.1 Electrical Conductivity: Certain applications require that the Hose be nonconductive to prevent electrical current flow. Other applications require the Hose and the Fittings and the Hose/Fitting interface to be sufficiently conductive to drain off static electricity. Extreme care must be exercised when selecting Hose, Tube and Fittings for these or any other applications in which electrical conductivity or nonconductivity is a factor.

The electrical conductivity or nonconductivity of Hose, Tube and Fittings is dependent upon many factors and may be susceptible to change. These factors include but are not limited to the various materials used to make the Hose and the Fittings, Fitting finish (some Fitting finishes are electrically conductive while others are nonconductive), manufacturing methods (including moisture control), how the Fittings contact the Hose, age and amount of deterioration or damage or other changes, moisture content of the Hose at any particular time, and other factors.

The following are considerations for electrically nonconductive and conductive Hose. For other applications consult the individual catalog pages and the appropriate industry or regulatory standards for proper selection.

2.1.1 Electrically Nonconductive Hose: Certain applications require that the Hose be nonconductive to prevent electrical current flow or to maintain electrical isolation. For applications that require Hose to be electrically nonconductive, including but not limited to applications near high voltage electric lines, only special nonconductive Hose can be used. The manufacturer of the equipment in which the nonconductive Hose is to be used must be consulted to be certain that the Hose, Tube and Fittings that are selected are proper for the application. Do not use any Parker Hose or Fittings for any such application requiring nonconductive Hose, including but not limited to applications near high voltage electric lines or dense magnetic fields, unless (i) the application is expressly approved in the Parker technical publication for the product, (ii) the Hose is marked “nonconductive”, and (iii) the manufacturer of the equipment on which the Hose is to be used specifically approves the particular Parker Hose, Tube and Fittings for such use.

2.1.2 Electrically Conductive Hose: Parker manufactures special Hose for certain applications that require electrically conductive Hose. Parker manufactures special Hose for conveying paint in airless paint spraying applications. This Hose is labeled “Electrically Conductive Airless Paint Spray Hose” on its layline and packaging. This Hose must be properly connected to the appropriate Parker Fittings and properly grounded in order to dissipate dangerous static charge buildup, which occurs in all airless paint spraying applications. Do not use any other Hose for airless paint spraying, even if electrically conductive. Use of any other Hose or failure to properly connect the Hose can cause a fire or an explosion resulting in death, personal injury, and property damage. All hoses that convey fuels must be grounded.

Parker manufactures a special Hose for certain compressed natural gas (“CNG”) applications where static electricity buildup may occur. Parker CNG Hose assemblies comply with the requirements of ANSI/AS NGV 4.2; CSA 12.52, “Hoses for Natural Gas Vehicles and Dispensing Systems” (www.ansi.org). This Hose is labeled “Electrically Conductive for CNG Use” on its layline and packaging. This Hose must be properly connected to the appropriate Parker Fittings and properly grounded in order to dissipate dangerous static charge buildup, which occurs in, for example, high velocity CNG dispensing or transfer. Do not use any other Hose for CNG applications where static charge buildup may occur, even if electrically conductive. Use of other Hoses in CNG applications or failure to properly connect or ground this Hose can cause a fire or an explosion resulting in death, personal injury, and property damage. Care must also be taken to protect against CNG permeation through the Hose wall. See section 2.6, Permeation, for more information. Parker CNG Hose is intended for dispenser and vehicle use within the specified temperature range. Parker CNG Hose should not be used in confined spaces or unventilated areas or areas exceeding the specified temperature range. Final assemblies must be tested for leaks. CNG Hose Assemblies should be tested on a monthly basis for conductivity per ANSI/AS NGV 4.2; CSA 12.52.

Parker Safety Guide, Parker Publication No. 4400-B.1 (Continued)

Parker manufactures special Hose for aerospace in-flight applications. Aerospace in-flight applications employing Hose to transmit fuel, lubricating fluids and hydraulic fluids require a special Hose with a conductive inner tube. This Hose for in-flight applications is available only from Parker's Stratoflex Products Division. Do not use any other Parker Hose for in-flight applications, even if electrically conductive. Use of other Hoses for in-flight applications or failure to properly connect or ground this Hose can cause a fire or an explosion resulting in death, personal injury and property damage. These Hose assemblies for in-flight applications must meet all applicable aerospace industry, aircraft engine and aircraft requirements.

- 2.2 Pressure:** Hose, Tube and Fitting selection must be made so that the published maximum working pressure of the Hose, Tube and Fittings are equal to or greater than the maximum system pressure. The maximum working pressure of a Hose, or Tube Assembly is the lower of the respective published maximum working pressures of the Hose, Tube and the Fittings used. Surge pressures or peak transient pressures in the system must be below the published maximum working pressure for the Hose, Tube and Fitting. Surge pressures and peak pressures can usually only be determined by sensitive electrical instrumentation that measures and indicates pressures at millisecond intervals. Mechanical pressure gauges indicate only average pressures and cannot be used to determine surge pressures or peak transient pressures. Published burst pressure ratings for Hose is for manufacturing test purposes only and is no indication that the Product can be used in applications at the burst pressure or otherwise above the published maximum recommended working pressure.
- 2.3 Suction:** Hoses used for suction applications must be selected to insure that the Hose will withstand the vacuum and pressure of the system. Improperly selected Hose may collapse in suction application.
- 2.4 Temperature:** Be certain that fluid and ambient temperatures, both steady and transient, do not exceed the limitations of the Hose, Tube, Fitting and Seals. Temperatures below and above the recommended limit can degrade Hose, Tube, Fittings and Seals to a point where a failure may occur and release fluid. Tube and Fittings performances are normally degraded at elevated temperature. Material compatibility can also change at temperatures outside of the rated range. Properly insulate and protect the Hose Assembly when routing near hot objects (e.g. manifolds). Do not use any Hose in any application where failure of the Hose could result in the conveyed fluids (or vapors or mist from the conveyed fluids) contacting any open flame, molten metal, or other potential fire ignition source that could cause burning or explosion of the conveyed fluids or vapors.
- 2.5 Fluid Compatibility:** Hose, and Tube Assembly selection must assure compatibility of the Hose tube, cover, reinforcement, Tube, Plating and Seals with the fluid media used. See the fluid compatibility chart in the Parker publication for the product being considered or used. This information is offered only as a guide. Actual service life can only be determined by the end user by testing under all extreme conditions and other analysis.
- Hose, and Tube that is chemically compatible with a particular fluid must be assembled using Fittings and adapters containing likewise compatible seals. Flange or flare processes can change Tube material properties that may not be compatible with certain requirements such as NACE
- 2.6 Permeation:** Permeation (that is, seepage through the Hose or Seal) will occur from inside the Hose or Fitting to outside when Hose or Fitting is used with gases, liquid and gas fuels, and refrigerants (including but not limited to such materials as helium, diesel fuel, gasoline, natural gas, or LPG). This permeation may result in high concentrations of vapors which are potentially flammable, explosive, or toxic, and in loss of fluid. Dangerous explosions, fires, and other hazards can result when using the wrong Hose for such applications. The system designer must take into account the fact that this permeation will take place and must not use Hose or Fitting if this permeation could be hazardous. The system designer must take into account all legal, government, insurance, or any other special regulations which govern the use of fuels and refrigerants. Never use a Hose or Fitting even though the fluid compatibility is acceptable without considering the potential hazardous effects that can result from permeation through the Hose or Tube Assembly.
- Permeation of moisture from outside the Hose or Fitting to inside the Hose or Fitting will also occur in Hose or Tube assemblies, regardless of internal pressure. If this moisture permeation would have detrimental effects (particularly, but not limited to refrigeration and air conditioning systems), incorporation of sufficient drying capacity in the system or other appropriate system safeguards should be selected and used. The sudden pressure release of highly pressurized gas could also result in Explosive Decompression failure of permeated Seals and Hoses.
- 2.7 Size:** Transmission of power by means of pressurized fluid varies with pressure and rate of flow. The size of the components must be adequate to keep pressure losses to a minimum and avoid damage due to heat generation or excessive fluid velocity.
- 2.8 Routing:** Attention must be given to optimum routing to minimize inherent problems (kinking or flow restriction due to Hose collapse, twisting of the Hose, proximity to hot objects or heat sources). For additional routing recommendations see SAE J1273 and ISO 17165-2. Hose Assemblies have a finite life and should be installed in a manner that allows for ease of inspection and future replacement. Hose because of its relative short life, should not be used in residential and commercial buildings inside of inaccessible walls or floors, unless specifically allowed in the product literature. Always review all product literature for proper installation and routing instructions.
- 2.9 Environment:** Care must be taken to insure that the Hose, Tube and Fittings are either compatible with or protected from the environment (that is, surrounding conditions) to which they are exposed. Environmental conditions including but not limited to ultraviolet radiation, sunlight, heat, ozone, moisture, water, salt water, chemicals and air pollutants can cause degradation and premature failure.
- 2.10 Mechanical Loads:** External forces can significantly reduce Hose, Tube and Fitting life or cause failure. Mechanical loads which must be considered include excessive flexing, twist, kinking, tensile or side loads, bend radius, and vibration. Use of swivel type Fittings or adapters may be required to insure no twist is put into the Hose. Use of proper Hose or Tube clamps may also be required to reduce external mechanical loads. Unusual applications may require special testing prior to Hose selection.
- 2.11 Physical Damage:** Care must be taken to protect Hose from wear, snagging, kinking, bending smaller than minimum bend radius and cutting, any of which can cause premature Hose failure. Any Hose that has been kinked or bent to a radius smaller than the minimum bend radius, and any Hose that has been cut or is cracked or is otherwise damaged should be removed and discarded. Fittings with damages such as scratches on sealing surfaces and deformation should be replaced.
- 2.12 Proper End Fitting:** See instructions 3.2 through 3.5. These recommendations may be substantiated by testing to industry standards such as SAE J517 for hydraulic applications, or MIL-A-5070, AS1339, or AS3517 for Hoses from Parker's Stratoflex Products Division for aerospace applications.
- 2.13 Length:** When determining the proper Hose or Tube length of an assembly, be aware of Hose length change due to pressure, Tube length change due to thermal expansion or contraction, and Hose or Tube and machine tolerances and movement must be considered. When routing short hose assemblies, it is recommended that the minimum free hose length is always used. Consult the hose manufacturer for their minimum free hose length recommendations. Hose assemblies should be installed in such a way that any motion or flexing occurs within the same plane.
- 2.14 Specifications and Standards:** When selecting Hose, Tube and Fittings, government, industry, and Parker specifications and recommendations must be reviewed and followed as applicable.
- 2.15 Hose Cleanliness:** Hose and Tube components may vary in cleanliness levels. Care must be taken to insure that the Hose and Tube Assembly selected has an adequate level of cleanliness for the application.
- 2.16 Fire Resistant Fluids:** Some fire resistant fluids that are to be conveyed by Hose or Tube require use of the same type of Hose or Tube as used with petroleum base fluids. Some such fluids require a special Hose, Tube, Fitting and Seal, while a few fluids will not work with any Hose at all. See instructions 2.5 and 1.5. The wrong Hose, Tube, Fitting or Seal may fail after a very short service. In addition, all liquids but pure water may burn fiercely under certain conditions, and even pure water leakage may be hazardous.
- 2.17 Radiant Heat:** Hose and Seals can be heated to destruction without contact by such nearby items as hot manifolds or molten metal. The same heat source may then initiate a fire. This can occur despite the presence of cool air around the Hose or Seal. Performance of Tube and Fitting subjected to the heat could be degraded.
- 2.18 Welding or Brazing:** When using a torch or arc welder in close proximity to hydraulic lines, the hydraulic lines should be removed or shielded with appropriate fire resistant materials. Flame or weld spatter could burn through the Hose or Seal and possibly ignite escaping fluid resulting in a catastrophic failure. Heating of plated parts, including Hose Fittings and adapters, above 450°F (232°C) such as during welding, brazing or soldering may emit deadly gases. Any elastomer seal on fittings shall be removed prior to welding or brazing, any metallic surfaces shall be protected after brazing or welding when necessary. Welding and brazing filler material shall be compatible with the Tube and Fitting that are joined.
- 2.19 Atomic Radiation:** Atomic radiation affects all materials used in Hose and Tube assemblies. Since the long-term effects may be unknown, do not expose Hose or Tube assemblies to atomic radiation. Nuclear applications may require special Tube and Fittings.
- 2.20 Aerospace Applications:** The only Hose, Tube and Fittings that may be used for in-flight aerospace applications are those available from Parker's Stratoflex Products Division. Do not use any other Hose or Fittings for

Parker Safety Guide, Parker Publication No. 4400-B.1 (Continued)

in-flight applications. Do not use any Hose or Fittings from Parker's Stratoflex Products Division with any other Hose or Fittings, unless expressly approved in writing by the engineering manager or chief engineer of Stratoflex Products Division and verified by the user's own testing and inspection to aerospace industry standards.

- 2.21 Unlocking Couplings:** Ball locking couplings or other Fittings with quick disconnect ability can unintentionally disconnect if they are dragged over obstructions, or if the sleeve or other disconnect member, is bumped or moved enough to cause disconnect. Threaded Fittings should be considered where there is a potential for accidental uncoupling.

3.0 HOSE AND FITTINGS ASSEMBLY AND INSTALLATION INSTRUCTIONS

- 3.1 Component Inspection:** Prior to assembly, a careful examination of the Hose and Fittings must be performed. All components must be checked for correct style, size, catalog number, and length. The Hose must be examined for cleanliness, obstructions, blisters, cover looseness, kinks, cracks, cuts or any other visible defects. Inspect the Fitting and sealing surfaces for burrs, nicks, corrosion or other imperfections. Do NOT use any component that displays any signs of nonconformance.

- 3.2 Hose and Fitting Assembly:** Do not assemble a Parker Fitting on a Parker Hose that is not specifically listed by Parker for that Fitting, unless authorized in writing by the engineering manager or chief engineer of the appropriate Parker division. Do not assemble a Parker Fitting on another manufacturer's Hose or a Parker Hose on another manufacturer's Fitting unless (i) the engineering manager or chief engineer of the appropriate Parker division approves the Assembly in writing or that combination is expressly approved in the appropriate Parker literature for the specific Parker product, and (ii) the user verifies the Assembly and the application through analysis and testing. For Parker Hose that does not specify a Parker Fitting, the user is solely responsible for the selection of the proper Fitting and Hose Assembly procedures. See instruction 1.4.

To prevent the possibility of problems such as leakage at the Fitting or system contamination, it is important to completely remove all debris from the cutting operation before installation of the Fittings. The Parker published instructions must be followed for assembling the Fittings on the Hose. These instructions are provided in the Parker Fitting catalog for the specific Parker Fitting being used, or by calling 1-800-CPARKER, or at www.parker.com.

- 3.3 Related Accessories:** Do not crimp or swage any Parker Hose or Fitting with anything but the listed swage or crimp machine and dies in accordance with Parker published instructions. Do not crimp or swage another manufacturer's Fitting with a Parker crimp or swage die unless authorized in writing by the engineering manager or chief engineer of the appropriate Parker division.
- 3.4 Parts:** Do not use any Parker Fitting part (including but not limited to socket, shell, nipple, or insert) except with the correct Parker mating parts, in accordance with Parker published instructions, unless authorized in writing by the engineering manager or chief engineer of the appropriate Parker division.
- 3.5 Field Attachable/Permanent:** Do not reuse any field attachable Hose Fitting that has blown or pulled off a Hose. Do not reuse a Parker permanent Hose Fitting (crimped or swaged) or any part thereof. Complete Hose Assemblies may only be reused after proper inspection under section 4.0. Do not assemble Fittings to any previously used hydraulic Hose that was in service, for use in a fluid power application.
- 3.6 Pre-Installation Inspection:** Prior to installation, a careful examination of the Hose Assembly must be performed. Inspect the Hose Assembly for any damage or defects. DO NOT use any Hose Assembly that displays any signs of nonconformance.
- 3.7 Minimum Bend Radius:** Installation of a Hose at less than the minimum listed bend radius may significantly reduce the Hose life. Particular attention must be given to preclude sharp bending at the Hose to Fitting juncture. Any bending during installation at less than the minimum bend radius must be avoided. If any Hose is kinked during installation, the Hose must be discarded.
- 3.8 Twist Angle and Orientation:** Hose Assembly installation must be such that relative motion of machine components does not produce twisting.
- 3.9 Securement:** In many applications, it may be necessary to restrain, protect, or guide the Hose to protect it from damage by unnecessary flexing, pressure surges, and contact with other mechanical components. Care must be taken to insure such restraints do not introduce additional stress or wear points.
- 3.10 Proper Connection of Ports:** Proper physical installation of the Hose Assembly requires a correctly installed port connection insuring that no twist or torque is transferred to the Hose when the Fittings are being tightened or otherwise during use.
- 3.11 External Damage:** Proper installation is not complete without insuring that tensile loads, side loads, kinking, flattening, potential abrasion, thread damage or damage to sealing surfaces are corrected or eliminated. See instruction 2.10.

- 3.12 System Checkout:** All air entrapment must be eliminated and the system pressurized to the maximum system pressure (at or below the Hose maximum working pressure) and checked for proper function and freedom from leaks. Personnel must stay out of potential hazardous areas while testing and using.

- 3.13 Routing:** The Hose Assembly should be routed in such a manner so if a failure does occur, the escaping media will not cause personal injury or property damage. In addition, if fluid media comes in contact with hot surfaces, open flame or sparks, a fire or explosion may occur. See section 2.4.

- 3.14 Ground Fault Equipment Protection Devices (GFEPDs): WARNING! Fire and Shock Hazard.** To minimize the danger of fire if the heating cable of a Multitube bundle is damaged or improperly installed, use a Ground Fault Equipment Protection Device. Electrical fault currents may be insufficient to trip a conventional circuit breaker.

For ground fault protection, the IEEE 515: (www.ansi.org) standard for heating cables recommends the use of GFEPDs with a nominal 30 milliampere trip level for "piping systems in classified areas, those areas requiring a high degree of maintenance, or which may be exposed to physical abuse or corrosive atmospheres".

4.0 TUBE AND FITTINGS ASSEMBLY AND INSTALLATION INSTRUCTIONS

- 4.1 Component Inspection:** Prior to assembly, a careful examination of the Tube and Fittings must be performed. All components must be checked for correct style, size, material, seal, and length. Inspect the Fitting and sealing surfaces for burrs, nicks, corrosion, missing seal or other imperfections. Do NOT use any component that displays any signs of nonconformance.

- 4.2 Tube and Fitting Assembly:** Do not assemble a Parker Fitting with a Tube that is not specifically listed by Parker for that Fitting, unless authorized in writing by the engineering manager or chief engineer of the appropriate Parker division. The Tube must meet the requirements specified to the Fitting.

The Parker published instructions must be followed for assembling the Fittings to a Tube. These instructions are provided in the Parker Fitting catalog for the specific Parker Fitting being used, or by calling 1-800-CPARKER, or at www.parker.com.

- 4.3 Related Accessories:** Do not preset or flange Parker Fitting components using another manufacturer's equipment or procedures unless authorized in writing by the engineering manager or chief engineer of the appropriate Parker division. Tube, Fitting component and tooling must be checked for correct style, size and material. Operation and maintenance of Related Accessories must be in accordance with the operation manual for the designated Accessory.

- 4.4 Securement:** In many applications, it may be necessary to restrain, protect, or guide the Tube to protect it from damage by unnecessary flexing, pressure surges, vibration, and contact with other mechanical components. Care must be taken to insure such restraints do not introduce additional stress or wear points.

- 4.5 Proper Connection of Ports:** Proper physical installation of the Tube Assembly requires a correctly installed port connection insuring that no torque is transferred to the Tube when the Fittings are being tightened or otherwise during use.

- 4.6 External Damage:** Proper installation is not complete without insuring that tensile loads, side loads, flattening, potential abrasion, thread damage or damage to sealing surfaces are corrected or eliminated. See instruction 2.10.

- 4.7 System Checkout:** All air entrapment must be eliminated and the system pressurized to the maximum system pressure (at or below the Tube Assembly maximum working pressure) and checked for proper function and freedom from leaks. Personnel must stay out of potential hazardous areas while testing and using.

- 4.8 Routing:** The Tube Assembly should be routed in such a manner so if a failure does occur, the escaping media will not cause personal injury or property damage. In addition, if fluid media comes in contact with hot surfaces, open flame or sparks, a fire or explosion may occur. See section 2.4.

5.0 HOSE AND FITTING MAINTENANCE AND REPLACEMENT INSTRUCTIONS

- 5.1** Even with proper selection and installation, Hose life may be significantly reduced without a continuing maintenance program. The severity of the application, risk potential from a possible Hose failure, and experience with any Hose failures in the application or in similar applications should determine the frequency of the inspection and the replacement for the Products so that Products are replaced before any failure occurs. Certain products require maintenance and inspection per industry requirements. Failure to adhere to these requirements may lead to premature failure. A maintenance program must be established and followed by the user and, at minimum, must include instructions 5.2 through 5.7

Parker Safety Guide, Parker Publication No. 4400-B.1 (Continued)

- 5.2 Visual Inspection Hose/Fitting:** Any of the following conditions require immediate shut down and replacement of the Hose Assembly:
- Fitting slippage on Hose;
 - Damaged, cracked, cut or abraded cover (any reinforcement exposed);
 - Hard, stiff, heat cracked, or charred Hose;
 - Cracked, damaged, or badly corroded Fittings;
 - Leaks at Fitting or in Hose;
 - Kinked, crushed, flattened or twisted Hose; and
 - Blistered, soft, degraded, or loose cover.
- 5.3 Visual Inspection All Other:** The following items must be tightened, repaired, corrected or replaced as required:
- Leaking port conditions;
 - Excess dirt buildup/;
 - Worn clamps, guards or shields; and
 - System fluid level, fluid type, and any air entrapment.
- 5.4 Functional Test:** Operate the system at maximum operating pressure and check for possible malfunctions and leaks. Personnel must avoid potential hazardous areas while testing and using the system. See section 2.2.
- 5.5 Replacement Intervals:** Hose assemblies and elastomeric seals used on Hose Fittings and adapters will eventually age, harden, wear and deteriorate under thermal cycling and compression set. Hose Assemblies and elastomeric seals should be inspected and replaced at specific replacement intervals, based on previous service life, government or industry recommendations, or when failures could result in unacceptable downtime, damage, or injury risk. See section 1.2. Hose and Fittings may be subjected to internal mechanical and/or chemical wear from the conveying fluid and may fail without warning. The user must determine the product life under such circumstances by testing. Also see section 2.5.
- 5.6 Hose Inspection and Failure:** Hydraulic power is accomplished by utilizing high pressure fluids to transfer energy and do work. Hoses, Fittings and Hose Assemblies all contribute to this by transmitting fluids at high pressures. Fluids under pressure can be dangerous and potentially lethal and, therefore, extreme caution must be exercised when working with fluids under pressure and handling the Hoses transporting the fluids. From time to time, Hose Assemblies will fail if they are not replaced at proper time intervals. Usually these failures are the result of some form of misapplication, abuse, wear or failure to perform proper maintenance. When Hoses fail, generally the high pressure fluids inside escape in a stream which may or may not be visible to the user. Under no circumstances should the user attempt to locate the leak by “feeling” with their hands or any other part of their body. High pressure fluids can and will penetrate the skin and cause severe tissue damage and possibly loss of limb. Even seemingly minor hydraulic fluid injection injuries must be treated immediately by a physician with knowledge of the tissue damaging properties of hydraulic fluid.
- If a Hose failure occurs, immediately shut down the equipment and leave the area until pressure has been completely released from the Hose Assembly. Simply shutting down the hydraulic pump may or may not eliminate the pressure in the Hose Assembly. Many times check valves, etc., are employed in a system and can cause pressure to remain in a Hose Assembly even when pumps or equipment are not operating. Tiny holes in the Hose, commonly known as pinholes, can eject small, dangerously powerful but hard to see streams of hydraulic fluid. It may take several minutes or even hours for the pressure to be relieved so that the Hose Assembly may be examined safely.
- Once the pressure has been reduced to zero, the Hose Assembly may be taken off the equipment and examined. It must always be replaced if a failure has occurred. Never attempt to patch or repair a Hose Assembly that has failed. Consult the nearest Parker distributor or the appropriate Parker division for Hose Assembly replacement information.
- Never touch or examine a failed Hose Assembly unless it is obvious that the Hose no longer contains fluid under pressure. The high pressure fluid is extremely dangerous and can cause serious and potentially fatal injury.
- 5.7 Elastomeric seals:** Elastomeric seals will eventually age, harden, wear and deteriorate under thermal cycling and compression set. Elastomeric seals should be inspected and replaced.
- 5.8 Refrigerant gases:** Special care should be taken when working with refrigeration systems. Sudden escape of refrigerant gases can cause blindness if the escaping gases contact the eye and can cause freezing or other severe injuries if it contacts any other portion of the body.
- 5.9 Compressed natural gas (CNG):** Parker CNG Hose Assemblies should be tested after installation and before use, and at least on a monthly basis per instructions provided on the Hose Assembly tag. The recommended procedure is to pressurize the Hose and check for leaks and to visually inspect the Hose for damage and to perform an electrical resistance test.
- Caution:** Matches, candles, open flame or other sources of ignition shall not be used for Hose inspection. Leak check solutions should be rinsed off after use.
- 6.0 HOSE STORAGE**
- 6.1 Age Control:** Hose and Hose Assemblies must be stored in a manner that facilitates age control and first-in and first-out usage based on manufacturing date of the Hose and Hose Assemblies. Unless otherwise specified by the manufacturer or defined by local laws and regulations:
- 6.1.1** The shelf life of rubber hose in bulk form or hose made from two or more materials is 28 quarters (7 years) from the date of manufacture, with an extension of 12 quarters (3 years), if stored in accordance with ISO 2230;
- 6.1.2** The shelf life of thermoplastic and polytetrafluoroethylene hose is considered to be unlimited;
- 6.1.3** Hose assemblies that pass visual inspection and proof test shall not be stored for longer than 2 years.
- 6.1.4 Storage:** Stored Hose and Hose Assemblies must not be subjected to damage that could reduce their expected service life and must be placed in a cool, dark and dry area with the ends capped. Stored Hose and Hose Assemblies must not be exposed to temperature extremes, ozone, oils, corrosive liquids or fumes, solvents, high humidity, rodents, insects, ultraviolet light, electromagnetic fields or radioactive materials.

Issue Date	ECO Number:	Revision Letter:	Revision Date:	Specification
24-SEP-2015	XXXXXX	A	30-OCT-2015	FC-Safety Guide

THIS DOCUMENT CONTAINS INFORMATION THAT IS CONFIDENTIAL AND PROPRIETARY TO PARKER HANNIFIN. THIS DOCUMENT IS FURNISHED ON THE UNDERSTANDING THAT THE DOCUMENT AND THE INFORMATION IT CONTAINS WILL NOT BE COPIED OR DISCLOSED TO OTHERS EXCEPT WITH THE WRITTEN CONSENT OF PARKER, WILL NOT BE USED FOR ANY PURPOSE OTHER THAN CONDUCTING BUSINESS WITH PARKER, AND WILL BE RETURNED AND ALL FURTHER USE DISCONTINUED UPON REQUEST BY PARKER. COPYRIGHT PARKER. YEAR OF COPYRIGHT IS FIRST YEAR INDICATED ON THIS DOCUMENT. ALL RIGHTS RESERVED

Safety Overview

It is important to employ safe practices in the use of industrial hose due to the number of potentially dangerous applications encountered and products conveyed, and the number of people that may be involved or exposed. Strictly observe these simple practices to help avoid accidents:

- **Training:** Train all operators thoroughly.
- **Evaluation:** Evaluate the application to determine the hose assembly performance requirements.
- **Selection:** Select the most appropriate hose and couplings for the application; ensure that the couplings are compatible with the media and hose, and securely attached to the hose.
- **Service:** Regularly inspect and maintain both the hose and couplings while in service.

Industrial Hose Assemblies

Coupling Compatibility and Maximum Working Pressure Rating

NOTE: This advisory does not apply to hose, hose couplings, hose assemblies and related accessories manufactured by any other Parker Fluid Connector Division worldwide. Products from other Parker divisions must be assembled and applied in strict compliance with their respective catalog instructions, Safety Guide precautions, and other statutory, industry and regulatory requirements.

Safety issues may develop due to the misunderstanding of the relationship between the maximum working pressure ratings of industrial hose assembly components, as well as how to obtain a maximum working pressure rating for a fabricated industrial hose assembly.

It is important to recognize that the pressure rating of any hose assembly is that of the lowest rated component. The three components of an industrial hose assembly that are subject to a maximum working pressure rating are the hose, the coupling/coupling end connection, and the hose-to-coupling attachment device. Many OEM- and distributor-fabricated assemblies incorporate the three components manufactured by different companies: These components are not designed and tested together as a compatible system. Confusion may occur because the hose is often boldly marked with its maximum rated working pressure while the coupling and/or attachment device are generally unmarked or difficult to read. Therefore, the pressure rating for the assembly may incorrectly be assumed to be the pressure rating of the hose.

Parker has tested, qualified and validated a group of specific hoses and specific couplings. When fabricated according to Parker-specified procedure and criteria,

Parker certifies the assembly pressure rating to be equal to that of the hose. These hose, coupling and attachment specifications are available online in the CrimpSource[®] section of the Parker Hose Products Division website: www.parker.com/crimpsource.

! WARNING! When using components or assembly procedures not prescribed in the CrimpSource[®] specifications, the working pressure of the hose assembly may be less than the working pressure of the hose. Couplings and attachment devices that fall into this category are inserts/stems and bands or clamps; inserts and crimped brass ferrules; screw-together reattachable couplings; internally expanded couplings; and swaged couplings. Coupling end connections may also fall into this category. For these items, contact the hose or coupling manufacturer to determine the maximum working pressure rating of a specific hose or coupling and end connection. To determine an attachment device rating, test and validate the entire assembly.

! WARNING! When using components or assembly procedures not prescribed in the CrimpSource[®] specifications, it is the responsibility of the assembler to ensure the integrity and compatibility of the components and to inform the end user of the assembly's maximum working pressure rating by permanently marking the assembly with that rating.

Critical Applications

While many industrial hose applications are potentially dangerous, some are of particular concern because their danger may not be readily apparent. This is especially true for applications involving untrained or inexperienced operators.

Chemical Hose

A chemical hose system failure could cause the release of poisonous, corrosive, or flammable material resulting in property damage, serious bodily injury or death. All reputable manufacturers of chemical hose recommend specific hose constructions to handle various chemicals. Refer to the chemical guides in this catalog, or contact Parker for technical assistance before using or recommending a hose product. Refer to ARPM publication IP-11-7 "Manual for Maintenance, Testing, and Inspection of Chemical Hose."

Handling

- Use care to prevent mishandling. Crushing or kinking of the hose can cause severe damage to the reinforcement.
- Use proper hose suspension equipment when lifting or dragging a hose to ensure that the recommended

Critical Applications (Continued)

curvature is not exceeded. Avoid sharp bends at the end fittings and at manifold connections.

Operation

- Use safety precautions such as wearing eye or face protection, rubber gloves, boots, and other types of protective clothing.
- Monitor pressures and temperatures to ensure that the hose is not exposed to conditions above specified limits.
- Do not allow chemicals to contact the exterior of the hose or allow hose to lie in a pool of chemicals since the hose cover may not have the same level of corrosion resistance as the tube. Corrosive materials that come into contact with the reinforcing material will cause reduced service life and premature hose failure.

Temperature

Do not use chemical hose at pressures or temperatures exceeding those as specified for the product. Many chemical resistance guides are based on temperatures of 70°F (21°C). Elevated temperatures can change the chemical resistance ratings. Many chemicals will become more aggressive as temperatures increase, reducing the ability of hose compounds to withstand them. Contact Parker for chemical compatibility data at elevated temperatures. If no data exists, end users are required to perform compatibility testing at the desired temperature.

Couplings

- At any operating temperature, couplings attached with bands or clamps may reduce the working pressure of the hose assembly to less than the maximum rated working pressure of the hose. Refer to the NAHAD Industrial Hose Assembly Guidelines.
- At operating temperatures of 125°F and above, install only permanently attached couplings.
- Do not use internally expanded couplings with chemical hoses incorporating thermoplastic tubes. Refer to chemical hoses that incorporate a MXLPE tube.

Gasoline Dispenser Hose

Millions of consumers operate gasoline pumps every day, increasing the concern for the safe use of dispensing equipment, including the hose. Since gasoline dispenser hoses are subject to frequent abuse, hose selection must include consideration of the rigors of the application. For maximum service life, select only the highest quality, most thoroughly tested UL listed hose and establish a regular inspection and maintenance program. Refer to ARPM publication IP-11-8 "Manual for Maintenance, Testing, and Inspection of Petroleum Service Station Gasoline Dispensing Hose and Hose Assemblies."

Note: To avoid fuel contamination do not use gasoline dispenser or farm pump hose to fuel aircraft.

LP Gas (Propane) Hose

Many accidents involving LP Gas occur due to selection of an incorrect hose for the application. LP Gas hose must be specially designed and compounded to handle the media, with a perforated cover to prevent gas build-up amidst the layers of the hose.

⚠ WARNING! Use ONLY LP Gas hose for LP Gas service. LP Gas possesses volatile characteristics that may produce fire or explosions causing property damage, serious bodily injury or death.

- Do not use LP Gas hose for anhydrous ammonia service. It may fail suddenly and quickly. Anhydrous ammonia hose and LPG hose are frequently used in proximity and may be accidentally switched.
- Use only Parker permanent crimp couplings when fabricating LP Gas hose assemblies. Refer to CrimpSource[®] at www.parker.com/crimpsource. Couplings attached with bands or clamps may reduce the working pressure of the hose assembly to less than the maximum rated working pressure of the hose. Refer to the NAHAD Industrial Hose Assembly Guidelines.
- Do not use with couplings containing o-rings, which may dry out, crack and fail over time. Do not use with male swivel couplings or other couplings containing hidden o-rings.
- Do not use with screw-together reattachable couplings (except hose Series 7233).

LP Gas hose is designed to allow a limited amount of permeation of LP Gas through the wall of the hose when in service. The permeation is apparent when the hose is moist or in water, and bubbles may be perceived as leakage. However, a legitimate propane leak creates a frosting or icing on the surface of the hose or coupling. To verify the integrity of a hose in service, perform a hydrostatic test on the assembly; immediately remove from service any hose that fails the test. In the transfer of LP Gas, the allowable permeation rate is controlled by the Underwriters Laboratories Standard UL21 for LP Gas Hose.

Department of Transportation (DOT) and LP Gas Hose

LP Gas hose assemblies installed on on-road vehicles must meet DOT requirements. Parker factory assemblies 3/4" ID and larger undergo pressure testing as standard procedure (smaller sizes are tested per customer request), one of the fittings is etched with a unique DOT certification number, and a document incorporating the identical certification number accompanies each assembly. Metal

Critical Applications (Continued)

DOT identification bands are also available/attached for an additional charge at customer request. Contact Parker.

NOTE: When using LP Gas hose in a mobile application such as delivery or service vehicles, the inspection procedures detailed in DOT regulation 49CFR 180.416 must be strictly followed.

Natural Gas and LP Gas Hose

The molecules of natural gas are small, enhancing their ability to permeate through standard rubber or PVC hose constructions. The permeation process is more rapid as the working pressure increases, and natural gas accumulates with potentially dangerous consequences. Series 7132, 7132XTC, 7170, 7231, 7232, and 7233 LP Gas hoses may be used for natural gas service to a 350 psi maximum, but **ONLY** under ALL of the following conditions:

- Use only in a well-ventilated environment: Outdoors, or indoors with significant continuous air movement.
- Do not use LP Gas hose to replace fixed/rigid pipe where that material is more appropriate due to reduced permeation, overall strength and durability. Use rigid pipe, non-permeable tubing or hose with barrier constructions to convey natural gas whenever possible.

Compressed Natural Gas (CNG) and LP Gas Hose

- Do not use LP gas hose for CNG engine applications in on-road vehicles, or for high pressure CNG dispenser/transfer applications (typically 2900 psi or greater). In other applications—where CNG is regulated to pressures within the rating of the hose—apply guidelines for natural gas applications stated above. Always review and adhere to all applicable government and industry regulations and standards prior to installing LP gas hose in a CNG or natural gas application.

Petroleum Transfer Hose

- Do not use for oil or fuel transfer service in or on open water. Hose damage or failure may result in spillage and environmental damage. Use hose specifically designed for this application.
- Do not immerse in fuel. The hose cover compound may not be of sufficient grade to resist attack by the fuel. Use hose specifically designed for this application.

Steam Hose

Water changes to hot water and phases of steam when subjected to heat and pressure. The greater the pressure, the higher the temperature required to achieve and maintain a steam phase. If steam escapes, dangerous quantities of heat may be released very suddenly. Refer

to ARPM publication IP-11-1 “Guide for Use, Testing and Inspection of Steam Hose.”

! WARNING! Use ONLY steam hose for steam service. Hot water, low pressure steam and high pressure steam may escape explosively and will scald skin, eyes and lungs, which may lead to severe bodily injury or death.

- Many steam systems incorporate detergents or rust inhibitors which may attack steam hose. Prior to using a steam hose with detergents or rust inhibitors, refer to the chemical guides in this catalog, or contact Parker.
- Parker recommends using permanent crimp couplings when fabricating steam assemblies. Refer to CrimpSource[®] at www.parker.com/crimpsource. Couplings attached with bands or clamps may reduce the working pressure of the hose assembly to less than the maximum rated working pressure of the hose. Refer to the NAHAD Industrial Hose Assembly Guidelines.
- Drain steam hose after each use to reduce the possibility of hose popcorning while in service.

The chart at the right represents the three forms of water when subjected to various combinations of heat and pressure. The red line represents the point at which hot water becomes saturated steam. The area below the red line is hot water; the area above the red line is superheated steam.

Welding Hose

Many accidents involving welding hose occur due to selection of an incorrect hose for the application. Welding hose must be specially designed and compounded to handle the media, with rubber compounds able to handle fuel gas and oxygen. Due to the extreme volatility of gases, the varying compatibility of gases with the various grades of hose, and the rough environment of many welding applications, it is crucial to select the correct welding hose. Refer to ARPM publications IP-7, “Specifications for Rubber Welding Hose” and IP-11-5, “Guide for Use, Maintenance and Inspection of Welding Hose.” Also refer to the Compressed Gas Association publications E-1, “Standard for Rubber Welding Hose and Hose Connections for Gas Welding, Cutting and Allied Processes” and Safety Bulletin SB-11 “Use of Rubber Welding Hose.”

! WARNING! Welding gases possess volatile characteristics that may produce fire or explosions causing property damage, serious bodily injury or death. Use Grades R and RM ONLY with acetylene fuel gas; do not use with any other fuel gases.

- Replace all assemblies that show signs of abrading, abuse, age, damage or fatigue. Do not attempt to re-couple, repair or splice hose assemblies.

Critical Applications (Continued)

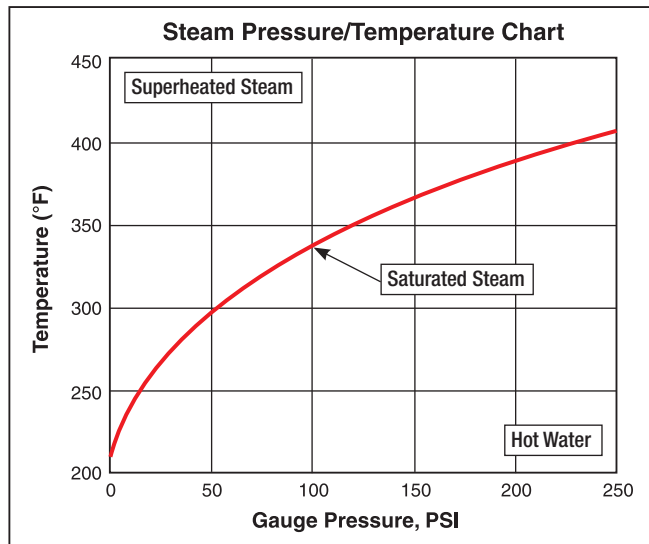
- Fabricate hose assemblies using only crimped-on ferrules at least one inch long to ensure coverage and support of the coupling stem inside the hose.
- Couplings attached with bands or clamps may reduce the working pressure of the hose assembly to less than the maximum rated working pressure of the hose. Refer to the NAHAD Industrial Hose Assembly Guidelines.

PVC / Thermoplastic Hose and Tubing

Thermoplastic polymer compounds are designed to resist deterioration when exposed to a wide range of commercial chemicals and environmental conditions. The resistance to attack is based on many factors, including temperature, pressure, chemical concentration, exposure to ultraviolet light, velocity of the media and duration of exposure/service (intermittent or constant). The user is solely responsible for making the final selection of the hose and tubing, and meeting all endurance, maintenance, performance, safety and warning requirements of the application.

NOTE: The rated maximum working pressures listed in this catalog for thermoplastic hose and tubing are based upon a pressure test temperature of 68°F (20°C) unless stated otherwise.

! WARNING! As temperature increases or decreases, burst pressure, safe working pressure, coupling retention properties, and other safety characteristics of the hose or tubing can significantly decrease. Failure to consider how temperature and other conditions affect hose and tubing performance may cause property damage, serious bodily injury or death.



Guidelines for Cleaning and Sanitizing Food Hoses

The cleaning and sanitizing suggestions set forth below are guidelines only.

It is necessary that all applicable government regulations pertaining to the cleaning and sanitizing of the food hoses and food hose assemblies be followed and adhered to and which governmental regulations supersede the guideline contained herein.

The life of the hose is affected by the cleaning and sanitizing process due to the mechanical and chemical stresses which occur during the cleaning and sanitizing procedure. The service period of rubber hoses is dependent on their formulation and the environment of use which in turn is influenced by the product, process temperature, cleaning, bactericidal compounds, and time of exposure. Users should frequently monitor the physical condition of the rubber hose material product contact surfaces. Such observations are necessary to determinate the actual sanitary service period of rubber hoses. It is further recommended that the rubber hose be replaced before surface imperfections or sloughing occurs. Routine replacement schedules should be established and followed.

Food hose users should be guided by their own, if applicable, or specific industry cleaning and sanitizing procedures and standards. For example, the wine industry may have different standards than the dairy industry and any standards applicable to a specific industry supersede the guideline contained herein.

The cleaning and sanitizing of food hoses and hose assemblies is intended to remove any food particles or residues including detergents and/or disinfectants that may be the source of harmful bacteria microorganisms or other sources of contamination. The effectiveness of the guidelines contained herein are dependent upon the practices and care taken by the users.

CLEANING AND SANITIZING STEPS

1. FREQUENCY

The frequency of the cleaning and sanitizing cycle is to be conducted based on the users internal and/or industry guidelines. Some food and beverage media may require more frequent cleaning and sterilization than others. Be sure to follow all applicable industry requirements. It is advisable that all Parker hoses are to be cleaned and or sanitized prior to initial use.

2. WASHING

First step in the process is to rinse the hoses with hot potable water. It is advisable to flush the hose as soon as possible after transference of the media and to drain the hoses completely for the next step. A potable water flush should be followed by utilizing the appropriate detergent for the media that was conveyed in the hose. Proper disinfection media should be utilized where necessary. The cleaners and sanitizers must be chemically compatible with the hose liner along with the appropriate temperature limits to maintain the integrity of the hose.

3. CLEANING/DISINFECTING

Select the appropriate detergent and disinfectant for the media. For an application such as with in-place cleaning, chemical compatibility of the hose should be verified. Please adhere to the detergent and disinfectant guidelines and recommendations per the manufacturer's instructions of the cleaning product along with applicable regulations and industry requirements. Following the cleaning product manufacture guideline as to concentrations, soak time, and temperature will aid in proper use of the cleaning chemical. Also, be mindful of any waste and disposal regulations and guidelines required for these procedures.

After cleaning the hose with detergent it is advisable to rinse the hose with potable water to prepare the hose for sterilization by either with steam or with chemical solution.

Steam can be categorized as a disinfectant, where its effectiveness in eliminating bacteria and other contaminants varies according to the material/products being conveyed and the procedure employed by the users.

Chemical disinfectant such as caustic soda, nitric acid, per-acetic, phosphoric acid, chloroacetic acid or other acids suitable for disinfecting food hoses must be carefully selected to ensure optimal effectiveness while also assuring maximum safety and health. When selecting a disinfectant, it is necessary to pay strict attention to concentration levels, temperature, cycle time, etc. The type of product/material being conveyed is to be taken into consideration when selecting a specific disinfectant.

After completion of the disinfecting treatment with a chemical solution, the hose must be flushed with potable water for a sufficient amount of time to eliminate any chemical residue from the disinfecting treatment. Refer to all chemical manufacturer's instructions.

4. PROCESS CONTROLS

The result of the cleaning and sanitizing process must be regularly checked to ensure that all contamination and residuals have been eliminated. It is advisable that any non-conformance to cleaning/sanitization procedures or industry guidelines is addressed in a corrective action.

Guidelines Chart for Cleaning and Sanitizing Food Hoses

	Medium	Hose Tube	Concentration	Temperature
RINSING	Hot Water	NR /NBR / SILICONE EPDM / BIIR / UPE / PTFE	–	Max 90° C
PHYSICAL DISINFECTANT	Steam	NR / NBR	–	Max 110° C Max 10 min
		EPDM / BIIR / UPE / PTFE	–	Max 130° C Max 30 min
		SILICONE	–	Max 135° C Max 18 min
CHEMICAL DISINFECTANT	Acid (i.e. Nitric Acid)	NR /NBR / SILICONE	0.1%	Max 65° C
			2%	Max 25° C
		EPDM / BIIR / UPE / PTFE	0.1%	Max 85° C
			3%	Max 25° C
	Alkaline Solution (i.e. Caustic Soda)	NR /NBR / SILICONE	2%	Max 65° C
			4%	Max 25° C
		EPDM / BIIR / UPE / PTFE	2%	Max 85° C
			5%	Max 25° C
Disinfectant (i.e. Peracetic Acid)	NR /NBR / SILICONE	1%	Max 25° C	
	EPDM / BIIR / UPE / PTFE		Max 40° C	

The life of the hose is affected by the cleaning and sanitizing process due to the mechanical and chemical stresses which occur during the cleaning and sanitizing procedure. The service life of rubber hoses is directly dependent on frequency and time of exposure to PHYSICAL and CHEMICAL disinfectants. Users should frequently monitor the physical condition of the rubber hose material product contact surfaces. Such observations are necessary to determinate the actual sanitary service period of rubber hoses.

The present tabulation is based on tests and on generally available sources, and believed to be reliable. However, must be used as a guidance only since it does not take in consideration all variable that may be encountered in actual use such as and not limited to duration of exposure and stability of the fluid and possible contamination.

Industry Publications

Listed below are the titles of publications issued by the Association for Rubber Products Manufacturers (ARPM). Information concerning the latest edition, prices, ordering procedure, etc., may be obtained by contacting them as shown below:



**Association for Rubber Products Manufacturers
(ARPM)**

7231 Shadeland Station Way, Suite 285
Indianapolis, IN 46256

Phone: 317-863-4072

Fax: 317-913-2445

Web: www.arpminc.com

Publication

Number	Title
IP-2	Hose Handbook
IP-7	Specifications for Rubber Welding Hose
IP-8	Specifications for Rubber Hose for Oil Suction and Discharge
IP-14	Specifications for Anhydrous Ammonia Hose
IP-11	Complete Set of Hose Technical Bulletins
IP-11-1	Technical Bulletin – Guide for Use, Testing and Inspection of Steam Hose
IP-11-2	Technical Bulletin – Manual for Use, Maintenance, Testing and Inspection of Anhydrous Ammonia Hose
IP-11-4	Technical Bulletin – Manual for Maintenance, Testing and Inspection of Oil Suction and Discharge Hose
IP-11-5	Technical Bulletin – Guide for Use, Maintenance and Inspection of Welding Hose
IP-11-7	Technical Bulletin – Manual for Maintenance, Testing and Inspection of Chemical Hose
IP-11-8	Technical Bulletin – Manual for Maintenance, Testing and Inspection of Petroleum Service Station Gasoline Dispensing Hose and Hose Assemblies

PARKER-HANNIFIN CORPORATION

OFFER OF SALE

1. Definitions. As used herein, the following terms have the meanings indicated.

Buyer:	means any customer receiving a Quote for Products.
Buyer's Property:	means any tools, patterns, plans, drawings, designs, specifications materials, equipment, or information furnished by Buyer, or which are or become Buyer's property.
Confidential Information:	means any technical, commercial, or other proprietary information of Seller, including, without limitation, pricing, technical drawings or prints and/or part lists, which has been or will be disclosed, delivered, or made available, whether directly or indirectly, to Buyer.
Goods:	means any tangible part, system or component to be supplied by Seller.
Intellectual Property Rights:	means any patents, trademarks, copyrights, trade dress, trade secrets or similar rights.
Products:	means the Goods, Services and/or Software as described in a Quote.
Quote:	means the offer or proposal made by Seller to Buyer for the supply of Products.
Seller:	means Parker-Hannifin Corporation, including all divisions, subsidiaries and businesses selling Products under these Terms.
Seller's IP:	means patents, trademarks, copyrights, or other intellectual property rights relating to the Products, including without limitation, names, designs, images, drawings, models, software, templates, information, any improvements or creations or other intellectual property developed prior to or during the relationship contemplated herein.
Services:	means any services to be provided by Seller.
Software:	means any software related to the Goods, whether embedded or separately downloaded.
Special Tooling:	means equipment acquired by Seller or otherwise owned by Seller necessary to manufacture Goods, including but not limited to tools, jigs, and fixtures.
Terms:	means the terms and conditions of this Offer of Sale.

2. Terms. All sales of Products by Seller will be governed by, and are expressly conditioned upon Buyer's assent to, these Terms. These Terms are incorporated into any Quote provided by Seller to Buyer. Buyer's order for any Products whether communicated to Seller verbally, in writing, by electronic data interface or other electronic commerce, shall constitute acceptance of these Terms. Seller objects to any contrary or additional terms or conditions of Buyer. Reference in Seller's order acknowledgement to Buyer's purchase order or purchase order number shall in no way constitute an acceptance of any of Buyer's terms or conditions of purchase. Any Quote made by Seller to Buyer shall be considered a firm and definite offer and shall not be deemed to be otherwise despite any language on the face of the Quote. Seller reserves all rights to accept or reject any purported acceptance by Buyer to Seller's Quote if such purported acceptance attempts to vary the terms of the Quote. If Seller ships Products after Buyer issues an acceptance to the Quote, any additional or different terms proposed by Buyer will not become part of the parties' business relationship unless agreed to in a writing that is signed by an authorized representative of Seller, excluding email correspondence. If the transaction proceeds without such agreement on the part of Seller, the business relationship will be governed solely by these Terms and the specific terms in Seller's Quote.

3. Price; Payment. The Products set forth in the Quote are offered for sale at the prices indicated in the Quote. Unless otherwise specifically stated in the Quote, prices are valid for thirty (30) days and do not include any sales, use, or other taxes or duties. Seller reserves the right to modify prices for any reason and at any time by giving ten (10) days prior written notice. Unless otherwise specified by Seller, all prices are F.C.A. Seller's facility (INCOTERMS 2020). All sales are contingent upon credit approval and full payment for all purchases is due thirty (30) days from the date of invoice (or such date as may be specified in the Quote). Under any circumstances, Buyer may not withhold or suspend payment of any amounts due and payable as a deduction, set-off or recoupment of any amount, claim or dispute with Seller. Unpaid invoices beyond the specified payment date incur interest at the rate of 1.5% per month or the maximum allowable rate under applicable law. Seller reserves the right to require advance payment or provision of securities for first and subsequent deliveries if there is any doubt, in Seller's sole determination, regarding the Buyer's creditworthiness or for other business reasons. If the requested advance payment or securities are not provided to Seller's satisfaction, Seller reserves the right to suspend performance or reject the purchase order, in whole or in part, without prejudice to Seller's other rights or remedies, including the right to full compensation. Seller may revoke or shorten any payment periods previously granted in Seller's sole determination. The rights and remedies herein reserved to Seller are cumulative and in addition to any other or further rights and remedies available at law or in equity. No waiver by Seller of any breach by Buyer of any provision of these terms will constitute a waiver by Seller of any other breach of such provision.

4. Shipment; Delivery; Title and Risk of Loss. All delivery dates are approximate, and Seller is not responsible for damages or additional costs resulting from any delay. All deliveries are subject to our ability to procure materials from our suppliers. Regardless of the manner of shipment, delivery occurs and title and risk of loss or damage pass to Buyer, upon placement of the Products with the carrier at Seller's facility. Unless otherwise agreed prior to shipment and for domestic delivery locations only, Seller will select and arrange, at

Buyer's sole expense, the carrier and means of delivery. When Seller selects and arranges the carrier and means of delivery, freight and insurance costs for shipment to the designated delivery location will be prepaid by Seller and added as a separate line item to the invoice. Buyer shall be responsible for any additional shipping charges incurred by Seller due to Buyer's acts or omissions. Buyer shall not return or repackage any Products without the prior written authorization from Seller, and any return shall be at the sole cost and expense of Buyer.

5. Warranty. The warranty for the Products is as follows:

(i) Goods are warranted against defects in material or workmanship for a period of twelve (12) months from the date of delivery or 2,000 hours of use, whichever occurs first; (ii) Services shall be performed in accordance with generally accepted practices and using the degree of care and skill that is ordinarily exercised and customary in the field to which the Services pertain and are warranted for a period of six (6) months from the date of completion of the Services; and (iii) Software is only warranted to perform in accordance with applicable specifications provided by Seller to Buyer for ninety (90) days from the date of delivery or, when downloaded by a Buyer or end-user, from the date of the initial download. All prices are based upon the exclusive limited warranty stated above, and upon the following disclaimer: EXEMPTION CLAUSE; DISCLAIMER OF WARRANTY, CONDITIONS, REPRESENTATIONS: THIS WARRANTY IS THE SOLE AND ENTIRE WARRANTY, CONDITION, AND REPRESENTATION, PERTAINING TO PRODUCTS. SELLER DISCLAIMS ALL OTHER WARRANTIES, CONDITIONS, AND REPRESENTATIONS, WHETHER STATUTORY, EXPRESS OR IMPLIED, INCLUDING BUT NOT LIMITED TO THOSE RELATING TO DESIGN, NON-INFRINGEMENT, MERCHANTABILITY, AND FITNESS FOR A PARTICULAR PURPOSE. SELLER DOES NOT WARRANT THAT THE SOFTWARE IS ERROR-FREE OR FAULT-TOLERANT, OR THAT BUYER'S USE THEREOF WILL BE SECURE OR UNINTERRUPTED, UNLESS OTHERWISE AUTHORIZED IN WRITING BY SELLER, THE SOFTWARE SHALL NOT BE USED IN CONNECTION WITH HAZARDOUS OR HIGH-RISK ACTIVITIES OR ENVIRONMENTS. EXCEPT AS EXPRESSLY STATED HEREIN, ALL PRODUCTS ARE PROVIDED "AS IS".

6. Claims; Commencement of Actions. Buyer shall promptly inspect all Products upon receipt. No claims for shortages will be allowed unless reported to Seller within ten (10) days of delivery. Buyer shall notify Seller of any alleged breach of warranty within thirty (30) days after the date the non-conformance is or should have been discovered by Buyer. Any claim or action against Seller based upon breach of contract or any other theory, including tort, negligence, or otherwise must be commenced within twelve (12) months from the date of the alleged breach or other alleged event, without regard to the date of discovery.

7. LIMITATION OF LIABILITY. IN THE EVENT OF A BREACH OF WARRANTY, SELLER WILL, AT ITS OPTION, REPAIR OR REPLACE THE NON-CONFORMING PRODUCTS, RE-PERFORM THE SERVICES, OR REFUND THE PURCHASE PRICE PAID WITHIN A REASONABLE PERIOD OF TIME. IN NO EVENT IS SELLER LIABLE FOR ANY SPECIAL, INDIRECT, INCIDENTAL OR CONSEQUENTIAL DAMAGES INCLUDING ANY LOSS OF REVENUE OR PROFITS, WHETHER BASED IN CONTRACT, TORT OR OTHER LEGAL THEORY. IN NO EVENT SHALL SELLER'S LIABILITY UNDER ANY CLAIM MADE BY BUYER EXCEED THE PURCHASE PRICE PAID FOR THE PRODUCTS.

8. Confidential Information. Buyer acknowledges and agrees that Confidential Information has been and will be received in confidence and will remain the property of Seller. Buyer further agrees that it will not use Seller's Confidential Information for any purpose other than for the benefit of Seller and shall return all such Confidential Information to Seller within thirty (30) days upon request.

9. Loss to Buyer's Property. Buyer's Property will be considered obsolete and may be destroyed by Seller after two (2) consecutive years have elapsed without Buyer ordering the Products manufactured using Buyer's Property. Also, Seller shall not be responsible for any loss or damage to Buyer's Property while it is in Seller's possession or control.

10. Special Tooling. Seller may impose a tooling charge for any Special Tooling. Special Tooling shall be and remain Seller's property. In no event will Buyer acquire any interest in the Special Tooling, even if such Special Tooling has been specially converted or adapted for manufacture of Goods for Buyer and notwithstanding any charges paid by Buyer. Unless otherwise agreed, Seller has the right to alter, discard or otherwise dispose of any Special Tooling or other property owned by Seller in its sole determination at any time.

11. Security Interest. To secure payment of all sums due from Buyer, Seller retains a security interest in all Products delivered to Buyer and, Buyer's acceptance of these Terms is deemed to be a Security Agreement under the Uniform Commercial Code. Buyer authorizes Seller as its attorney to execute and file on Buyer's behalf all documents Seller deems necessary to perfect Seller's security interest.

12. User Responsibility. Buyer, through its own analysis and testing, is solely responsible for making the final selection of the Products and assuring that all performance, endurance, maintenance, safety and warning requirements of the application of the Products are met. Buyer must analyze all aspects of the application and follow applicable industry standards, specifications, and any technical information provided with the Quote or the Products, such as Seller's instructions, guides and specifications. If Seller provides options of or for Products based upon data or specifications provided by Buyer, Buyer is responsible for determining that such data and specifications are suitable and sufficient for all applications and reasonably foreseeable uses of the Products. In the event Buyer is not the end-user of the Products, Buyer will ensure such end-user complies with this paragraph.

13. Use of Products, Indemnity by Buyer. Buyer shall comply with all instructions, guides and specifications provided by Seller with the Quote or the Products. If Buyer uses or resells the Products in any way prohibited by Seller's instructions, guides or specifications, or Buyer otherwise fails to comply with Seller's instructions, guides and specifications, Buyer acknowledges that any such use, resale, or non-compliance is at Buyer's sole risk. Further, Buyer shall indemnify, defend, and hold Seller harmless from any losses, claims, liabilities, damages, lawsuits, judgments and costs (including attorney fees and defense costs), whether for personal injury, property damage, intellectual property infringement or any other claim, arising out of or in connection with: (a) improper selection, design, specification, application, or any misuse of Products; (b) any act or omission, negligent or otherwise, of Buyer; (c) Seller's use of Buyer's Property; (d) damage to the Products from an external cause, repair or attempted repair by anyone other than Seller, failure to follow instructions, guides and specifications provided by Seller, use with goods not provided by Seller, or opening, modifying, deconstructing, tampering with or repackaging the Products; or (e) Buyer's failure to comply with these Terms, including any legal or administrative proceedings, collection efforts, or other actions arising from or relating to such failure to comply. Seller shall not indemnify Buyer under any circumstance except as otherwise provided in these Terms.

14. Cancellations and Changes. Buyer may not cancel or modify, including but not limited to movement of delivery dates for the Products, any order for any reason except with Seller's written consent and upon terms that will indemnify, defend and hold Seller harmless against all direct, incidental and consequential loss or damage and any additional expense. Seller, at any time, may change features, specifications, designs and availability of Products.

15. Assignment. Buyer may not assign its rights or obligations without the prior written consent of Seller.

16. Force Majeure. Seller is not liable for delay or failure to perform any of its obligations by reason of any events or circumstances beyond its reasonable control. Such circumstances include without limitation: accidents, labor disputes or stoppages, government acts or orders, acts of nature, pandemics, epidemics, other widespread illness, or public health emergency, cyber related disruptions, cyber-attacks, ransomware sabotage, delays or failures in delivery from carriers or suppliers, shortages of materials, sudden increases in the price of raw material or components, shutdowns or slowdowns affecting the supply of raw materials or components, or the transportation thereof, oil shortages or oil price increases, energy crisis, energy or fuel interruption, war (whether declared or not) or the serious threat of same, riots, rebellions, acts of terrorism, embargoes, fire or any reason whether similar to the foregoing or otherwise. Seller will resume performance as soon as practicable after the event of force majeure has been removed. All delivery dates affected by an event of force majeure shall be tolled for the duration of such event of force majeure and rescheduled for mutually agreed dates as soon as practicable after the event of force majeure ceases to exist. The right to allocate capacity is in the Seller's sole discretion. An event of force majeure shall not include financial distress, insolvency, bankruptcy, or other similar conditions affecting one of the parties, affiliates and/or subcontractors. An event of force majeure in the meaning of these Terms means any circumstances beyond Seller's control that permanently or temporarily hinders performance, even where that circumstance was already foreseen. Buyer shall not be entitled to cancel any orders following its claim of an event of force majeure.

17. Waiver and Severability. Failure to enforce any provision of these Terms will not invalidate that provision; nor will any such failure prejudice either party's right to enforce that provision in the future. Invalidation of any provision of these Terms shall not invalidate any other provision herein and, the remaining provisions will remain in full force and effect.

18. Duration. Unless otherwise stated in the Quote, any agreement governed by or arising from these Terms shall: (a) be for an initial duration of one (1) year; and (b) shall automatically renew for successive one-year terms unless terminated by Buyer with at least 180-days written notice to Seller or if Seller terminates the agreement pursuant to Section 19 of these Terms.

19. Termination. Seller may, without liability to Buyer, terminate any agreement governed by or arising from these Terms for any reason and at any time by giving Buyer thirty (30) days prior written notice. Seller may immediately terminate, in writing, if Buyer: (a) breaches any provision of these Terms, (b) becomes or is deemed insolvent, (c) appoints or has appointed a trustee, receiver or custodian for all or any part of Buyer's property, (d) files a petition for relief in bankruptcy on its own behalf, or one is filed against Buyer by a third party, (e) makes an assignment for the benefit of creditors; or (f) dissolves its business or liquidates all or a majority of its assets.

20. Ownership of Rights. Buyer agrees that (a) Seller (and/or its affiliates) owns or is the valid licensee of Seller's IP and (b) the furnishing of information, related documents or other materials by Seller to Buyer does not grant or transfer any ownership interest or license in or to Seller's IP to Buyer, unless expressly agreed in writing. Without limiting the foregoing, Seller retains ownership of all Software supplied to Buyer. In no event shall Buyer obtain any greater right in and to the Software than a right in a license limited to the use thereof and subject to compliance with any other terms provided with the Software. Buyer further agrees that it will not, directly or through intermediaries, reverse engineer, decompile, or disassemble any Software (including firmware) comprising or contained within a Product, except and only to the extent that such activity may be expressly permitted, either by applicable law or, in the case of open source software, the applicable open source license.

21. Indemnity for Infringement of Intellectual Property Rights. Seller is not liable for infringement of any Intellectual Property Rights except as provided in this Section. Seller will defend at its expense and will pay the cost of any settlement or damages awarded in an action

brought against Buyer based on a third-party claim that one or more of the Products infringes the Intellectual Property Rights of a third party in the country of delivery of the Products by Seller to Buyer. Seller's obligation to defend and indemnify Buyer is contingent on Buyer notifying Seller within ten (10) days after Buyer becomes aware of any such claim, and Seller having sole control over the defense of the claim including all negotiations for settlement or compromise. If one or more Products is subject to such a claim, Seller may, at its sole expense and option, procure for Buyer the right to continue using the Products, replace or modify the Products to render them non-infringing, or offer to accept return of the Products and refund the purchase price less a reasonable allowance for depreciation. Seller has no obligation or liability for any claim of infringement: (i) arising from information provided by Buyer (including Seller's use of Buyer's Property); or (ii) directed to any Products for which the designs are specified in whole or part by Buyer; or (iii) resulting from the modification, combination or use in a system of any Products. The foregoing provisions of this Section constitute Seller's sole and exclusive liability and Buyer's sole and exclusive remedy for claims of infringement of Intellectual Property Rights.

22. Governing Law. These Terms, the terms of any Quote, and the sale and delivery of all Products are deemed to have taken place in, and shall be governed and construed in accordance with, the laws of the State of Ohio, as applicable to contracts executed and wholly performed therein and without regard to conflicts of laws principles. Buyer irrevocably agrees and consents to the exclusive jurisdiction and venue of the courts of Cuyahoga County, Ohio with respect to any dispute, controversy or claim arising out of or relating to the sale and delivery of the Products.

23. Entire Agreement. These Terms, along with the terms set forth in the Quote, forms the entire agreement between the Buyer and Seller and constitutes the final, complete and exclusive expression of the terms of sale and purchase. In the event of a conflict between any term set forth in the Quote and these Terms, the terms set forth in the Quote shall prevail. All prior or contemporaneous written or oral agreements or negotiations with respect to the subject matter shall have no effect. No modification to these Terms will be binding on Seller unless agreed to in a writing that is signed by an authorized representative of Seller, excluding email correspondence, 'clickwrap' or other purported electronic assent to different or additional terms. Sections 2-25 of these Terms shall survive termination or cancellation of any agreement governed by or arising from these Terms.

24. No 'Wrap' Agreements/No Authority to Bind. Seller's clicking any buttons or any similar action, such as clicking "I Agree" or "Confirm," to utilize Buyer's software or webpage for the placement of orders, is NOT an agreement to Buyer's Terms and Conditions. NO EMPLOYEE, AGENT OR REPRESENTATIVE OF SELLER HAS THE AUTHORITY TO BIND SELLER BY THE ACT OF CLICKING ANY BUTTON OR SIMILAR ACTION ON BUYER'S WEBSITE OR PORTAL.

25. Compliance with Laws. Buyer agrees to comply with all applicable laws, regulations, and industry and professional standards, including those of the United States of America, and the country or countries in which Buyer may operate, including without limitation the U.S. Foreign Corrupt Practices Act ("FCPA"), the U.S. Anti-Kickback Act ("Anti-Kickback Act"), U.S. and E.U. export control and sanctions laws ("Export Laws"), the U.S. Food Drug and Cosmetic Act ("FDCA"), and the rules and regulations promulgated by the U.S. Food and Drug Administration ("FDA"), each as currently amended. Buyer agrees to indemnify, defend, and hold harmless Seller from the consequences of any violation of such laws, regulations and standards by Buyer, its employees or agents. Buyer represents that it is familiar with all applicable provisions of the FCPA, the Anti-Kickback Act, Export Laws, the FDCA and the FDA and certifies that Buyer will adhere to the requirements thereof and not take any action that would make Seller violate such requirements. Buyer represents and agrees that Buyer will not make any payment or give anything of value, directly or indirectly, to any governmental official, foreign political party or official thereof, candidate for foreign political office, or commercial entity or person, for any improper purpose, including the purpose of influencing such person to purchase Products or otherwise benefit the business of Seller. Buyer further represents and agrees that it will not receive, use, service, transfer or ship any Products from Seller in a manner or for a purpose that violates Export Laws or would cause Seller to be in violation of Export Laws. Buyer agrees to promptly and reliably provide Seller all requested information or documents, including end-user statements and other written assurances, concerning Buyer's ongoing compliance with Export Law. Acceptance of these Terms is deemed to be a Security Agreement under the Uniform Commercial Code. Buyer authorizes Seller as its attorney to execute and file on Buyer's behalf all documents Seller deems necessary to perfect Seller's security interest.

Basic Hose Constructions



Construction Elements

A hose is generally composed of three elements, each with an important role in the overall performance of that hose. The three elements are:

The Tube must be compatible with and able to contain the media being conveyed. Many different materials are used for tube construction, depending upon the media the hose is designed to transmit.

The Reinforcement is the strength member of the hose. It enables the hose to withstand internal and external pressure and abuse. The reinforcement may be applied by several methods, and consists of synthetic yarns, wire or a combination of these. If suction or vacuum capability is a requirement, a helix wire may be part of the reinforcement.

The Cover protects the reinforcement from abuse or damage. The cover is usually a rubber compound selected for its resistance to the environment, although, in some cases the reinforcement will also act as the cover. Typical considerations in selecting a cover stock are the need to resist abrasion, ozone, weather and sunlight, chemical or oil spillage, etc.

Construction Methods

Several methods are used to manufacture Parker hose. Application factors such as size and pressure requirements determine the selection of any particular hose style. The following is a description of the various construction methods employed by Parker.



Non-Mandrel

Non-mandrel hose is constructed by passing long lengths of extruded tube material through a machine which adds the reinforcement in braided or spiraled layers. In this method, the hose is not built on a mandrel, therefore lengths are not restricted to the lengths of the mandrels.

Typical Size Range: 1-1/2" ID and smaller

Typical Uses: Air, water or general purpose service where operating conditions are not severe

Advantages: Economy and long lengths

Disadvantages: Requires wider ID and OD tolerance range than mandrel made hose, limited pressure capabilities



Rigid Mandrel

Hose produced by this method is supported on a rigid metal mandrel and is handled horizontally during production. While a rigid mandrel limits the hose length, it ensures good control of the inside diameter. It also offers sufficient support to the tube that either wire or textile reinforcement may be applied at high tensions, which is necessary in high pressure constructions. After the cover is applied, the hose may be wrapped with nylon tape for curing, giving the familiar "wrapped" finish to the cover.

Typical Size Range: 3/4" ID and larger

Typical Uses: Air, chemical and petroleum transfer, LPG, steam, water

Advantages: Close tolerances on inside diameter, high pressure ratings, good length stability

Disadvantages: Higher cost than non-mandrel; lengths restricted to length of mandrels



Flexible Mandrel

The flexible mandrel method combines the long-length advantage of non-mandrel hose with the close inside diameter tolerances and high pressure ratings of rigid mandrel hose. This is achieved by building the hose on a long length mandrel made of flexible plastic or rubber.

Typical Size Range: 1-1/2" ID and smaller

Typical Uses: High pressure, air, water, LPG

Advantages: Long lengths, close tolerances on I.D., higher pressure ratings than non-mandrel produced hose

Disadvantages: Higher cost than non-mandrel hose; not available in ID sizes as large as rigid mandrel hose

(Continued)

Basic Hose Constructions (Continued)



Wrapped Ply – Machine Built

The wrapped ply construction is the oldest method of making hose, applying all hose components (tube, reinforcement and cover) in spiral strips on a rigid mandrel. After a tube is in place on the mandrel, layers or plies of bias cut fabric reinforcement are wrapped around the tube. The cover is applied and the hose is wrapped in nylon tape prior to curing. This process is capable of producing a hose for suction service when a helix wire(s) is incorporated.

Size Range: 1/2" through 30" ID

Typical Uses: Air; suction and discharge service for chemicals, dry materials, oil and water, conduit

Advantages: Good inside diameter tolerances, many special constructions available without large minimum production runs, special ends available, wide size range

Disadvantages: Higher cost compared to non-mandrel and flex mandrel; pressure and length limitations



Wrapped Ply – Hand Built

Wrapped ply hose may be hand built when the diameter is too large for the building machine or where special built-in ends are desired. The plies are laid on by an operator rather than an automated machine process, allowing hand-forming of built-in ends.

Size Range: 1/2" through 60" ID

Typical Uses: Oil suction and discharge, sand suction, acid suction and discharge

Advantages: Special ends can be built into the hose; wide size range; special constructions available in small quantities

Disadvantages: Relatively expensive due to high labor content

Age Control of Hose (Shelf Life)

The Parker warranty takes precedence over guidelines established by other industry organizations regarding the recommended shelf life of industrial hose. To achieve maximum shelf life, employ proper storage and handling practices and techniques, such as:

- Storage in the original shipping container such as a box, coil, or reel. Hose stored on a reel or in a coil should have its plastic wrapping kept intact.
- Storage in temperatures of 100°F (38°C) or less.
- Avoidance of ozone (electrical discharges or fields), water, extreme humidity, corrosive chemicals and ultraviolet radiation (direct sunlight).
- Use on a first-in, first-out (FIFO) basis determined by the manufacturing date on the hose.

For further information pertaining to age control of hose, contact Parker or refer to the current ARPM Hose Handbook, IP-2.

Electrical Properties of Rubber Hose

Electrical Conductivity

Industrial hoses generally fall into three categories: conductive, nonconductive, or somewhere in-between. Because of its unique properties, it is possible for rubber to be nonconductive at low voltage and conductive at high voltage. When using a hose in an application that has electrical resistance requirements (low electrical resistance for conductive applications or high electrical resistance for nonconductive applications), always select a hose that is specifically designed to meet the specific need. Since conductivity or nonconductivity is not a consideration for many applications, electrical resistance ratings do not exist for many hoses.

Conductive Hose

Static electricity is generated by the flow of material (even some liquids) through a hose. As the material flows, molecules collide and generate friction, which creates minute amounts of electrical charge (excess electrons). The charge accumulates potential energy at the delivery end of the hose (coupling/nozzle). The amount of charge increases with material volume and linear velocity, coarseness of the material, and length of the hose. If not properly grounded, the accumulated charge (potential energy) will seek its own ground. The charge will be attracted to external materials in proximity (such as a steel storage container); if not properly grounded, the electrons may arc (jump) to the external material, igniting volatile materials in the hose, or in proximity to the hose.

Electrically conductive wires and conductive rubber components are used in hose to prevent static electricity build-up and discharge as a spark. Electrical engineers differ in opinion on the effects of static electricity and the means of dissipating it. In handling gasoline and other petroleum-based liquids, recognized national associations and companies have conflicting opinions on the need for conductive hoses. Until a consensus is reached among all associations, laboratories and users, and a standard practice is established, it is essential that the user determine the need for static bonded hose based on (a) the intended use of the hose, (b) instructions from the company's safety division, (c) the insurer, and (d) the laws of the localities and states in which the hose will be used.

Some types of hose include a helical or static wire(s). This wire can be used for electrical continuity provided that proper contact is made and maintained between it and the hose couplings.

Nonconductive Hose

Nonconductive hose constructions are those that resist the flow of electrical current. In some specific applications, especially around high voltage electrical lines, it is imperative for safety that the hose be nonconductive. Unless the hose is designed particularly to be nonconductive and is so branded, do not conclude that it is nonconductive. Many black rubber compounds are inherently and inadvertently conductive. Nonconductive hose is usually made to a qualifying standard that requires it to be tested to verify the desired electrical properties. The hose is frequently (but not necessarily) non-black in color and clearly branded to indicate it is designed for nonconductive applications.

NOTE 1: Parker industrial hose generally uses the non-conductivity standard originally developed by Alcoa Aluminum: A minimum resistance of one megaohm per inch at 1,000 volts D.C.

NOTE 2: SAE has a separate standard for nonconductivity for high pressure hydraulic applications. Part of the standard requires that nonconductive hose feature an orange cover.

NOTE 3: Nonconductive hoses contain little/no conductive rubber compounds, static wires, helical wires, or wire reinforcement. Therefore, a nonconductive hose would not be recommended for an application requiring an "anti-static/static dissipating/conductive" hose.

⚠ WARNING! Unless a hose is described as, or specifically and clearly branded to be conducting or nonconducting, assume that the electrical properties are uncontrolled.

Force to Bend / Minimum Bend Radius

The amount of force required to bend a hose and the minimum bend radius are important factors in hose design and selection. The minimum bend radius is defined as the radius to which the hose can be bent in service without damaging or appreciably shortening the life of the product, and is measured to the inside of the curvature of the bend. The bend radius for a given application must be equal to or greater than the rated minimum bend radius. Bending the hose to a smaller bend radius than minimum may kink the hose and result in premature failure.

Perhaps more important in determining flexibility, the force-to-bend is defined as the amount of force required to induce bending around a specified radius. The less force that is required, the easier the product is to maneuver in the field. Different hose constructions may require significantly different forces to attain the same minimum bend radius. Generally, the preferred hose is the more flexible hose, provided all other properties are essentially equivalent.

Oil and Fuel Resistance

Rubber compounds are available in different formulations, blends and grades. Compounds are selected by hose design engineers based on the intended application of the hose. For instance, a hose recommended for multipurpose applications that may include hydraulic or

lubrication oil service generally contains a lower grade of tube compound. Conversely, a hose recommended for a more rigorous application, such as highly refined fuel service, contains a higher grade of compound, often within the same compound family.

Rubber hose is used to convey petroleum products both in the crude and refined stages. The aromatic content of refined gasoline is often adjusted to control the octane rating. The presence of aromatic hydrocarbons in this fuel generally has a greater effect on rubber components than do aliphatic hydrocarbons. Aromatic materials in contact with rubber tend to soften it and reduce its physical properties. For long-lasting service, the purchaser of fuel hose should inform the hose manufacturer of the aromatic content of the fuel to be handled so that the proper tube compound can be recommended for the specific application.

The effect of oil on rubber depends on a number of factors that include the type of rubber compound, the composition of the oil, the temperature and duration of exposure. Rubber compounds can be classified to their degree of oil resistance based on their physical properties after exposure to a standard test fluid. In this ARPM classification, the rubber samples are immersed in IRM 903 oil at 212°F (100°C) for seventy hours. (See ASTM Method D-471 for a detailed description of the oil and the testing procedure.) As a guide to users of hose in contact with oil, the oil resistance classes and a corresponding description are listed on the next page.

General Formula for Minimum Hose Length (given hose bend radius and degree of bend required)

$$\frac{\text{Angle of Bend}}{360^\circ} \times 2 \pi r = \text{Minimum length of hose to make bend.}$$

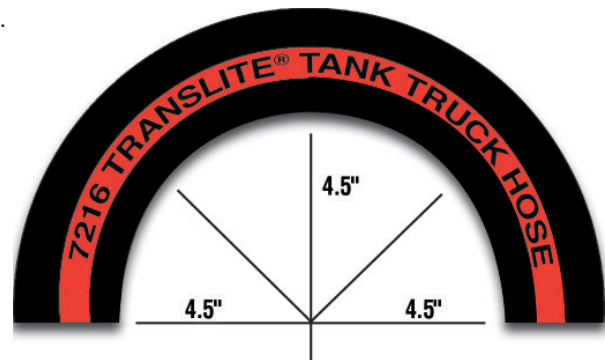
$r = \text{Given bend radius of hose.}$

Example: To make a 90° bend with 2" I.D. hose.
Given $r = 4.5$ inches.

$$\frac{90}{360^\circ} \times 2 \times 3.14 \times 4.5$$

$$.25 \times 2 \times 3.14 \times 4.5 = 7" \text{ (minimum length of hose to make bend without damage to hose)}$$

The bend radius for a given application must be equal to or greater than the rated minimum bend radius. Bending the hose to a smaller bend radius than minimum may kink the hose and result in premature failure.



The minimum bend radius is measured to the inside of the curvature.

General Formula for Minimum Hose Length (allowing relief from couplings)

$$\text{Overall Length (OAL)} = (2 \times \text{Length of Coupling}) + (2 \times \text{Hose OD}) + (\text{Angle}/360) \times 2 \pi r$$

Physical Properties After Exposure to Oil

Class	Volume Change Maximum	Tensile Strength Retained
Class A (High Oil Resistance)	+25%	80%
Class B (Medium/High Oil Resistance)	+65%	50%
Class C (Medium Oil Resistance)	+100%	40%

The above ARPM guideline does not imply compatibility with all oil based fluids. There are many grades of rubber compounds that meet ARPM Class A oil resistance requirements. Some compound grades will be fine for multipurpose applications, while higher grades would be required for more rigorous applications.

Oil resistant hoses for multipurpose service tend to be more economical than hoses specifically designed and recommended for highly refined fuel service. These multipurpose hoses, even if they feature an ARPM Class A tube, are not necessarily recommended for use with highly refined fuels. Furthermore, many chemical resistance charts represent data developed from testing of a typical grade of compound used for that family of fluids. For example, “nitrile” may show compatibility with gasoline, but the nitrile that was tested is likely the nitrile used in gasoline dispenser hose, as opposed to the nitrile commonly used in multipurpose hose.

When selecting a hose for highly refined fuels such as aviation fuel, biodiesel, diesel, ethanol, gasoline or kerosene, be guided by the hose manufacturer’s recommendation to use a hose designed and manufactured for that specific application and/or fluid. Contact Parker for further information.

Suction and Vacuum

Hose is constructed with high adhesion between the tube and the carcass to prevent tube separation. Most hose is used for pressure service; however, some applications require the hose to resist collapse in suction and vacuum service. Such hose is subjected to crushing forces because the atmospheric pressure outside the hose is greater than the internal pressure. The hose can collapse and restrict the flow unless the hose is constructed to resist these pressure differentials. The most common method of preventing hose collapse is to build a helical member(s) (wire or thermoplastic) into the hose body. The size and spacing of the helix depends on the size of the hose and the pressure differential. In applications approaching a perfect vacuum, most of the plies of reinforcement are applied over the helix.

Suction hose must be specifically designed for the service for which it is used. Each element—tube, reinforcement, size, spacing, and location of the helix—must be carefully considered. While suction hose is generally used to convey liquids, vacuum hose carries air under a partial vacuum. Vacuum hose is reinforced to resist collapse and maintain its shape under rough handling and/or mechanical abuse. It does not require the heavy construction of suction hose because the dry materials generally conveyed are much lighter in weight than liquids and the vacuum is usually less than for normal suction service.

Coupling Thread Compatibility

Industrial hose couplings have threads which are usually one of the various “pipe” threads. All pipe threads are commonly referred to by the generic name of Iron Pipe Thread or IPT. There are several different types of IPT threads and you must know specifically what they are to ensure compatibility with mating threads.

IPT Thread Compatibility Chart

Description	Seal	Thread (Female)	Compatible Threads (Male)
American Standard Tapered Pipe Thread	Thread Seal (with Sealing Compound)	NPT	NPT NPTF
American Standard Tapered Dryseal Pipe Thread	Thread Seal (Dryseal)*	NPTF	NPTF NPT
American Standard Straight Pipe Thread for mechanical joints (includes 2 female types, depending on sealing method, and one male type compatible with both females)	Washer or Mechanical Ground Joint	NPSM	NPSM NPT NPTF
American Standard Straight Pipe Threads for hose couplings and nipples	Washer	NPSH	NPSH NPT NPTF

*When NPTF Threads are used more than once, they require sealing compound after the first use.

In addition, there are various other thread types that may be found on industrial hose couplings. These types are generally not compatible with any other thread types:

Type	Description	Seal
GHT	Garden Hose Thread	Washer seal
API	American Petroleum Institute Thread	Thread seal
JIC (37°)	Joint Industry Council	Mechanical seal
SAE (45°)	Society of Automotive Engineers	Mechanical seal
NF	Welding Hose Threads-Left Hand and Right Hand	Mechanical seal
CHT	Chemical Hose Thread (for booster hoses)	Gasket seal

Chemical Guides

G4 ARGON Ar

G3 OXYGEN O₂

G5 HYDROGEN H₂

Media Compatibility

Description	Page No.
Chemical Guides Introduction	167
Hose and Chemical Table	170
Metal/Coupling Corrosion Resistance Table	197
Names and General Properties of Hose Materials	168
PVC Temperature / Pressure Chart	196
Refined Fuel / Hose Compatibility Table	169
Silicone Hose and Chemical Table	199

A complete listing of industry standards is available in the Introduction section. See the pages immediately following the Table of Contents for a complete index by series, and by product application and name.

Due to continual product improvements, Parker reserves the right to alter specifications without prior notice.

Chemical Guides Introduction

The Chemical Guides in this section are offered as a general indication of the compatibility of the various compounds incorporated in Parker hose with the chemicals, fluids and media listed. The basis for the ratings includes actual service experience, the advice of various polymer suppliers, and the considered opinion of our chemists. When in doubt, a sample of the compound should always be tested with the particular chemical and temperature it is to handle.

Some of the variables that affect the resistance of a compound to a chemical attack are:

- 1. Temperature of the Media Transmitted:** Higher temperatures increase the affect of chemicals on compounds. The amount of increase depends upon the polymer and the chemical. A compound quite suitable at room temperature might fail very quickly at higher temperatures. Working pressures in this catalog are recommended in accordance with ARPM design safety factors at ambient temperatures. Do not operate outside hose temperature limits. Even within hose temperature limits, end fittings and hose size can affect performance at higher temperatures.
- 2. Service Conditions:** A rubber compound usually swells when exposed to a chemical. Within a given percent of swell, a hose tube may function satisfactorily if the hose is in a static condition, but may fail quickly if the hose is subject to flexing.
- 3. The Grade or Blend of the Rubber Compound:** Basic polymers are sometimes mixed or blended to enhance a particular property for a specific service. As an example, the nitrile used as the tube material for Parker aircraft fueling hose varies in its makeup from the nitrile used in the tube of Day-Flo® Special Purpose hose. Consequently, the reaction to a particular chemical may therefore be somewhat different. When in doubt, a sample of the compound should always be tested with the particular chemical it is going to handle.

Names and General Properties of Hose Materials

Refer to the guides on the following pages for specific applications.

Common Name	ASTM Designation D1418-64	Composition	General Properties	Primary Hose Elements
Butyl/Chlorobutyl	IIR	Isobutene-Isoprene	Very good weathering resistance, low permeability to air. Good physical properties. Poor resistance to petroleum based fluids.	Tube / Cover
Chlorinated Polyethylene (CPE)	CM	Chloropolyethylene	Good long term resistance to UV and weathering. Good oil and chemical resistance. Excellent flame resistance. Good low temperature impact resistance.	Tube
Cross Linked Polyethylene (XLPE)	XPE	Cross Linked Polyethylene	Excellent resistance to most solvents, oils and chemicals. Do not confuse with chemical properties of standard polyethylene.	Tube
EPDM	EPDM	Ethylene Propylene Diene	Good general purpose polymer. Excellent heat ozone, and weather resistance. Not oil resistant.	Tube / Cover
Epichlorohydrin	ECO	Ethylene Oxide Chloromethyl	Excellent oil and ozone resistance. Fair flame resistance and low permeability to gases. Good low temperature properties.	Tube / Cover
Ethyl Vinyl Acetate (EVA)		Ethylene Vinyl Acetate	Good abrasion and chemical resistance. Lightweight.	Tube / Cover
FKM	FKM	Fluorocarbon Rubber	Excellent high temperature resistance, particularly in air or oil. Very good chemical resistance.	Tube / Cover
Fluorinated Ethylene Propylene / Polytetra-Flouroethylene	FEP / PTFE	Fluorinated Ethylene Propylene / Polytetra-Flouroethylene	Excellent chemical, solvent, and heat resistance, inert to most materials. Smooth anti-adhesive surface – easily cleaned.	Tube
Modified XLPE (MXLPE)		Proprietary	Excellent chemical resistance with good heat properties.	Tube
Natural Rubber	NR	Isoprene	Excellent physical properties, including abrasion resistance. Not oil resistant.	Tube
Neoprene	CR	Chloroprene	Excellent weathering resistance. Good oil resistance. Good physical properties.	Tube / Cover
Nitrile / Buna-N	NBR	Nitrile-Butadiene	Excellent oil resistance. Good physical properties.	Tube / Cover
Nylon		Nylon	Excellent chemical resistance. Good temperature resistance.	Tube
Poly Vinyl Chloride (PVC)		Poly Vinyl Chloride	Good abrasion, chemical and weathering resistance. Lightweight. Poor oil and temperature resistance.	Tube / Cover, Tubing
Poly Vinyl Chloride / Polyurethane (PVC/PU)		Poly Vinyl Chloride / Polyurethane Blend	Good abrasion, chemical and weathering resistance.	Tube / Cover
Polyurethane (PU)	AU	Polyurethane	Good abrasion, chemical and weathering resistance.	Tube / Cover
SBR	SBR	Styrene-Butadiene	Good physical properties, including abrasion resistance. Not oil resistant. Poor weathering and ozone resistance.	Tube / Cover
TPV		Thermoplastic Vulcanizate	Excellent chemical and ozone resistance. Good flexibility. Lightweight.	Tube, Tubing
Ultra-High Molecular Weight Polyethylene (UHMWPE)	UHMW	Ultra-High Molecular Weight Polyethylene	Excellent chemical and heat resistance.	Tube

Refined Fuel / Hose Compatibility Table

LEGEND

- A:** Acceptable for use with the designated fuel, and can be interchanged/used with other “A” media in the same row.
D: Acceptable for use with the designated fuel, but only for DEDICATED service with that designated fuel.
 Not interchangeable/for use with any other fuel—prior to or subsequent to—use with the dedicated fuel.
X: Not acceptable for use with the designated fuel in any application.

NOTES: “A” or “D” ratings do not imply compliance with government or industry regulations or specifications in any application.

Series	Tube	Av Gas	Non-Regulated Gasoline Service	Ethanol			Diesel Fuel	Biodiesel	
				To E100	To E15	To E85		To B20	To B100
389	Nitrile	D	A	D	A	A	A	A	X
395	Nitrile	D	A	D	A	A	A	A	X
397	Nitrile	D	A	D	A	A	A	A	A
7094/7095	Nitrile	X	X	X	X	X	X	X	X
7102	Nitrile	D	A	D	A	A	A	D	X
7107	Nitrile	X	X	X	X	X	X	X	X
7107 (2" only)	Nitrile	D	A	D	A	A	A	D	X
7114	Nitrile	D	A	D	A	A	A	D	X
7124	Nitrile	D	D	D	A	A	A	D	X
7134/7187	Nitrile	X	X	X	X	X	X	X	X
7137	Nitrile	X	X	X	X	X	X	X	X
7165	Nylon	D	A	A	A	A	A	A	A
7174	Nitrile	D	D	D	A	A	A	D	X
7175	Nitrile	D	D	D	A	A	A	D	X
7204	Nitrile	D	A	A	A	A	A	A	X
7208E	Nitrile/SBR	X	X	X	X	X	X	X	X
7212	Nitrile	X	A	X	A	D	A	D	X
7213E	Nitrile/SBR	X	X	X	X	X	X	X	X
7216/7217	Nitrile	D	A	D	A	A	A	D	X
7216E	Nitrile	D	A	D	A	A	A	D	X
7219	Nitrile	D	A	A	A	A	A	A	X
7234	Chloroprene	X	X	D	X	X	X	X	X
7280	Nitrile	D	D	D	A	A	A	D	X
7282	Nitrile/THV Barrier	D	D	D	A	A	A	D	X
7301	Chloroprene	X	X	D	X	X	X	X	X
7311N/7311NXT	Nitrile	D	A	D	A	A	A	D	X
7331/7331XT	Nitrile	D	A	D	A	A	A	D	X
7396/7397	Nitrile	D	A	D	A	A	A	D	X
7705	Nitrile	A	A	A	A	A	A	A	A
7775	Nitrile	D	A	D	A	A	A	D	D
7776	Nitrile	D	A	D	A	A	A	D	D
7776CT	Nitrile	D	A	D	A	A	A	D	D
7777	Nitrile	D	A	D	A	A	A	D	D
SS107/SS107R	Nitrile	D	A	D	A	A	A	D	D
SS269	Nitrile/SBR	X	X	X	X	X	X	X	X
SWC325	Nitrile	D	A	D	A	A	A	D	D
SW387	Nitrile	D	A	D	A	A	A	D	D
SW569	Nitrile	D	D	D	D	D	D	D	D
SWC316/SWC316R	Nitrile	D	A	D	A	A	A	D	D
SWC609/SWC609R	Nitrile	D	A	D	A	A	A	D	D

Some biodiesel, diesel fuel and gasoline hoses must also meet industry or government standards for regulated applications, such as SAE engine fuel lines or UL gasoline dispenser service. The user is solely responsible for making the final determination if an industry or government (local, state or federal) standard or regulation applies to the application. Contact Parker for more information.

Hose and Chemical Table

Refer to *Names and General Properties of Hose Materials* table.

⚠ WARNING! The following data is based on tests and believed to be reliable; however, the tabulation should be used as a guide **ONLY**, since it does not take into consideration all variables, such as elevated temperatures, fluid contamination, concentration, etc., that may be encountered in actual use. All critical applications should be tested. Refer to the Safety & Technical Information section of this catalog for safety, handling and use information.

***Refer to the **PVC and Thermoplastic Temperature/Pressure** chart in this section.

Thermoplastic hose and tubing achieve their optimum physical properties at room temperature, 68°F (20°C). As thermoplastic materials are exposed to increased ambient temperatures, they soften and their physical properties change. For hose and tubing, heat sharply reduces the available working pressure and coupling retention. In all cases, test the product in a controlled, secure and safe environment, and consider all operating conditions prior to use.

NOTES:

- Data for PVC/thermoplastic materials based on 68°F unless otherwise noted.
- Data for other materials based on 70°F unless otherwise noted.

Key: E = Excellent • G = Good • C = Conditional • Blank = No Data • X = Not Recommended

Chemical Or Material Conveyed	CPE	CSM	Chlorobutyl	Chloroprene	EPDM	EVA***	FEP/PTFE	FKM	MXLPE	Natural	Nitrile	Nylon	PU***	PVC***	PVC/PU***	SBR	TPV***	UHMWPE	XLPE
Acetal		C	G	C	G		E	X	G	C	X					C		E	E
Acetaldehyde		X	E	X	E	G	E	X		X	X	E	X	X	X	X	G	G	E
Acetamide		G	E	G	E		E	G	E	C	E					X		E	E
Acetate Solvents		X	C	X	E	C	E	X	G	C	X		C	X	X	X		E	E
Acetic Acid, 10%	E	E	E	G	E	E	E	E		G	G	X	X	E	G	G	E	E	E
Acetic Acid, 30%		G	G	C	E	E	E	C	G	X	X		G	G	G	X		E	E
Acetic Acid, 50%	E	E	G	C	E	C	E	G		X	C	X	X	G	G	G	C	E	G
Acetic Acid, 80%						C							X	C	C				
Acetic Acid, Glacial	E	C	G	C	G	X	E	X		X	X	X	X	C	C	C	G	E	E
Acetic Acid, Vapors						G							X	G	G				
Acetic Anhydride	E	E	G	G	G	C	E	X		C	X	X	X	X	X	X	E	G	E
Acetic Ester		X	G	X	E		E	X	G	X	X					X		E	E
Acetic Ether		C	G	X	E		E	X	G	X	X					X		E	E
Acetic Oxide		E	G	G	E		E	X		X			G				G		E
Acetone	G	X	E	X	E	C	E	X		X	X	E	X	X	X	C	G	E	C
Acetone Cyanohydrin		C	E	G	E		E	X		C	X		X			E	E	G	E
Acetonitrile		G	E	E	E		E	X		G	X	E					X		
Acetophenone		X	G	X	E		E	X		X	X		X			X	G	X	X
Acetyl Acetone	G	X	E	X	E		E	X		X	X		X			X	G	E	E
Acetyl Chloride	E	X	X	X	C		E	G		X	X	X	X			X	G	G	G
Acetyl Oxide	E	E	G	G	G		E	X		C	X		X			X	E	E	E
Acetylene	G	C	E	E	E	X	E	E		G	E	E	G	C	C	C	C	E	E
Acetylene Dichloride		X	C	X	C		E	G		X	X	E						X	
Acetylene Tetrachloride		X	X	X	X		E	E		X	X		X			X	X		
Acrolein		G	E	C	E		E	X		G	C		X			C	C	X	E
Acrylic Acid	E	G	X	X	X		E	X		X	X		X			X			X
Acrylonitrile	E	C	X	X	E		E	X		C	X	E	X	C	C	C	G	C	C
Di(2Ethylhexyl) Adipate		X	E	X	G		E	C		X	X								
Adipic Acid		G	X	E	E	E	E	E		E	E		E	G	G	E	G		E
Air		E	E	E	E		E	E	E	E	E					E		E	E
Air, +300°F	G	G	G	G	G		E	E		X	G		G			X	E	X	
Alcohol, Aliphatic		E	E	E	E		G	C	E	E	E					G		E	E
Alcohol, Aromatic		X	X	C	X		E	E	G	C	C					X		E	E
Alk-Tri		X	X	X	X		E	E		X	X		X			X	X		E
Allyl Alcohol		E	E	E	E	E	E	G		E	E	C	X	X	X	G	G	E	E
Allyl Bromide		X	X	X	X		E	G		X	X					X		G	G
Allyl Chloride	G	X	X	X	X	C	E	G		X	G	G	X	X	X	G		E	G
Alum	E	E	E	E	E	E	E	E	E	E	E	G	G	E	E	G	E	E	E
Alum, Papermakers							E	E										E	E
Aluminum Acetate	E	G	E	C	E		E	E	E	C	C		X			G	E	E	E
Aluminum Chloride	C	E	E	E	E	G	E	E	E	E	E	X	G	E	E	E		E	E
Aluminum Fluoride	X	E	E	E	E	G	E	E		G	E	G	C	G	G	E	E	E	E
Aluminum Formate		X	G	E	E		E	X		X	X		X			E		E	
Aluminum Hydroxide		E	E	E	E	G	E	E		E	E	G	G	E	E	G	E	E	E

***Refer to the **PVC and Thermoplastic Temperature/Pressure** chart in this section.

(Continued on the following page)

Hose and Chemical Table (Continued)

Refer to *Names and General Properties of Hose Materials* table.

Key: E = Excellent G = Good C = Conditional
Blank = No Data X = Not Recommended

Chemical Or Material Conveyed	CPE	CSM	Chlorobutyl	Chloroprene	EPDM	EVA***	FEP/PTFE	FKM	MXLPE	Natural	Nitrile	Nylon	PU***	PVC***	PVC/PU***	SBR	TPV***	UHMWPE	XLPE
Aluminum Nitrate						E							C	E	E				
Aluminum Nitrate (AQ)	E	E	E	E	E		E	E		E	E		C			E	E	E	E
Aluminum Oxychloride						G								E	E				
Aluminum Phosphate		E	E	E	E		E	E	E	E	E					E		E	E
Aluminum Sulfate	E	E	E	E	E	E	E	E	E	E	E	E	G	E	E	E	E	E	E
Alums, NH3-CR-K	G	E	E	E	E		E	E		E	E	X	G			E	E	E	E
Amines, Mixed		X	G	G	G			X		G	X		X			C		E	
Amino Xylene	X	X	G	X	E		E	X		X	X		X			X	G		
Aminobenzene	G	X	G	X	G		E	E		X	X	C	X			X	G		
1-Aminobutane		C	X	X	C		E	X		X	C		X			X			
Aminodimethylbenzene	C	C	G	X	X		E	X		X	X					X			
Aminoethane		C	G	X	E		E	X		C	X		X			C			
2-Aminoethanol		G	E	G	G		E	X		G	X		C			X			
1-Aminopentane	C	X	G	E	E		E	X		G	C		C			G	C		
O-Aminotoluene	G																		
Ammonia (AQ)						E						E	X	C	C			E	C
Ammonia Anhydrous												G						E	E
Ammonia Gas												C						E	E
Ammonia Gas, Dry						E							X	C	C				
Ammonia Liquid		E	E	E	E	E	E	E	E	G	G		X	X	X	G		E	E
Ammonia Water		G	G	G	E		E	G	E	G	C					G		E	E
Ammonium Carbonate		E	E	E	E	E	E	E	E	E	C	G	E	E	E	E		E	E
Ammonium Chloride	G	E	E	E	E	E	E	E	E	E	E		G	E	E	E	E	E	E
Ammonium Fluoride, 25%						G							C	X	X				
Ammonium Hydroxide	E	E	E	E	E		E	E		G	E	G	X				E	E	E
Ammonium Hydroxide, 28%						E							C	C	C				
Ammonium Metaphosphate		E	E	E	E	E	E	E	E	E	E		G	E	E	E		E	E
Ammonium Nitrate	G	E	E	E	E	E	E	E	E	E	E	G	G	E	E	E	E	E	E
Ammonium Persulfate		E	E	E	G	E	E	E	E	E	X		G	E	E	X		E	E
Ammonium Phosphate		E	E	E	E	E	E	E	E	E	E		G	G	G	E		E	E
Ammonium Phosphate, Dibasic	E	E	E	E	E		E	E		E	E	C				E	E	E	E
Ammonium Phosphate, Neutral						E							G	E	E				
Ammonium Sulfate	E	E	E	E	E	E	E	E	E	E	E	G	E	E	E	G		E	E
Ammonium Sulfide		E	E	E	E	E	E	E	E	E	E		E	E	E	E		E	E
Ammonium Sulphite		E	E	E	E		E	E		E	E		X			E			E
Ammonium Thiocyanate		E	E	E	E	E	E	E	E	E	E		G	E	E	E		E	E
Ammonium Thiosulphate		E	E	E	E		E	E		E	E	E	X			E	E	E	E
Amyl Acetate	X	X	C	X	E	X	E	X		X	X	G	X	X	X	X	G	E	C
Amyl Acetone		X	G	X	G		E	X		X	X					X			E
Amyl Alcohol	E	E	E	E	E	G	E	E		E	E	E	X	C	C	G	E	E	E
Amyl Amine		C	G	C	C		E	X		C	C					G			
Amyl Borate		C	E	E	E		E	E	C	E	E					E		E	E
Amyl Bromide		X	X	X	C		E	G		X	X								
Amyl Chloride	C	X	X	X	X	X	E	E		X	X	E	C	X	X	X	X	X	X
Amyl Chloronapthalene		E	E	E	E		E	E	C	E	E					E		E	E
Amyl Ether		C	X	X	X		E			X	X								
Amyl Napthalene		E	E	E	E		E	E	C	E	E					E		E	E
Amyl Oleate		E	G	E	G		E	C	G	E	E					E		E	E
Amyl Phenol		E	E	E	E		E	E	C	E	E					E		E	E
Anethol	X	X	X	X	X		E	G		X	X	G				X		G	G
Aniline	X	X	E	X	G	X	E	G		X	X	C	X	X	X	X	G	E	E
Aniline Chlorohydrate						X							X	X	X				
Aniline Dyes	X	G	G	C	G		E	G		G	X	X	X	X	X	G	G	E	E
Aniline Hydrochloride		X	G	X	G	X	E	G	E	G	G		X	X	X	C		E	E
Aniline Oil	G	X	G	X	C		E	C		X	X		X			X			
Animal Fats		C	C	C	G		E	E		X	E	E	C			X	C	E	E

***Refer to the PVC and Thermoplastic Temperature/Pressure chart in this section.

(Continued on the following page)

Hose and Chemical Table (Continued)

Refer to *Names and General Properties of Hose Materials* table.

**Key: E = Excellent G = Good C = Conditional
Blank = No Data X = Not Recommended**

Chemical Or Material Conveyed	CPE	CSM	Chlorobutyl	Chloroprene	EPDM	EVA***	FEP/PTFE	FKM	MXLPE	Natural	Nitrile	Nylon	PU***	PVC***	PVC/PU***	SBR	TPV***	UHMWPE	XLPE
Animal Grease		X	X	C	C		E	E	E	X	E					X		E	E
Animal Oils		X	C	X	C	C	E	E	E	X	E		G	C	C	X		E	E
Ansul Ether		X	X	X	C		E	X	G	X	X					X		E	E
Anthraquinone						E								E	E				
Anthraquinonesulfonic Acid						E							X	E	E				
Antifreeze		E	E	E	E		E	E	E	E	E					E		E	E
Antimony Chlorides		G	E	X	E		E	E	E	E	G	C	E						E
Antimony Pentachloride		X	X	X	X		E	E	E	X	G					X		G	G
Antimony Trichloride						E							E	E	E				
Apple Juice or Sauce													E	E	E				
Aqua Regia	G	X	X	X	C	X	E	E		X	X	X	X	C	C	X	X	G	X
Argon		X	G	G	E		E	E		X	E	E	E			E		E	E
Aromatic Hydrocarbons		X	X	X	X		E	E		X	X			X		X		E	E
Arquad		E	E	E	E		E	E	E	E	E					E		E	E
Arsenic Acid	E	E	E	E	E		E	E		E	E	E	X			E	E	E	E
Arsenic Acid, 80%						G							X	E	E				
Arsenic Chloride		X	X	E	X		E	X		X	C					X		X	X
Arsenic Trichloride		X	X	E	X		E	X		X	E					X		X	X
Arylsulfonic Acid													X	C	C				
Asphalt	G	X	X	C	X	X	E	E		X	G	E	G	C	C	X	G	E	X
ASTM Fuel A	E	G	X	G	X		E	E		X	E	E	G	C	C	X	X	G	G
ASTM Fuel B	G	G	X	X	X		E	E		X	X	E	G	X	X	X	X	G	G
ASTM Fuel C	C	X	X	X	X		E	E		X	G	E	X	X	X	X	X	G	G
ASTM Oil #1		G	X	E	X		E	E		X	E	E	E	C	C	X	X	E	E
ASTM Oil #2		C	X	E	X		E	E		X	E					X			
ASTM Oil #3		C	X	G	X		E	E		X	E		X	C	C	X			
ASTM Oil #4		X	X	X	X			E		X	G		X			X		E	E
Automatic Transmission Fluid		C	X	G	X		E	E		X	E	G	G			X	X	E	E
Aviation Gasoline		X	X	X	X		E	E		X	E		X			X		E	E
Banana Oil	X	C	X	X	E		E	X		X	X	G	X			X	G	E	X
Barium Carbonate		E	E	E	E	E	E	E	E	E	E		E	E	E	E		E	E
Barium Chloride	G	E	E	E	E	E	E	E	E	E	E	G	E	E	E	E		E	E
Barium Hydroxide	G	E	E	E	E	E	E	E	E	E	E	G	E	E	E	E		E	E
Barium Sulfate		E	E	E	E	E	E	E	E	E	E		E	E	E	E		E	E
Barium Sulfide		E	E	E	E	E	E	E	E	E	E		E	E	E	G		E	E
Beer		E	E	G	E		E	E		E	E	E	G	E	E	E	E	E	X
Beet Sugar Liquors	G	E	E	G	E	E	E	E		E	E	X	E			E	E	E	E
Benzaldehyde	C	X	G	X	E	C	E	X		X	X	E	X	X	X	X	X	E	E
Benzene	C	X	X	X	X	X	E	G		X	X	G	X	X	C	X	X	G	E
Benzene Carboxylic Acid	G	X	E	E	X		E	E		X	X		X			X	E		
Benzene Sulphonic Acid		G	X	G	X		E	E	E	X	X					X		E	E
Benzine		X	X	G	X		E	E		X	E	G	C			X	G		E
Benzine Solvent		C	X	X	X		E	E		X	E					X			
Benzoic Acid		X	X	G	X	G	E	E	G	X	X	E	X	G	G	X	E	E	E
Benzoic Aldehyde		X	G	X	E		E	X	E	X	X					X		E	E
Benzol	C	X	X	X	X	X	E	G		X	X	G	X	X	C	X	X	G	E
Benzotrithloride		X	X	X	E		G	E		X	X					X		G	G
Benzyl Acetate		G	E	E	E		E	X		X	X		X			E		E	E
Benzyl Alcohol	E	G	G	G	G		E	E		X	X	C	X			X	X	E	E
Benzyl Chloride	X	X	X	X	X		E	E		X	X		X			X	X	E	E
Benzyl Ether		X	G	X	C		E	X		X	X		G			X			
Bismuth Carbonate						E							E	E	E				
Black Liquor						E							E	E	E				
Black Sulfate Liquor	C	G	G	G	G		E	E		G	G	C	X			G	E	E	E
Blast Furnace Gas		C	C	E	C		E	E	E	C	C					C		E	E

***Refer to the PVC and Thermoplastic Temperature/Pressure chart in this section.

(Continued on the following page)

Hose and Chemical Table (Continued)

Refer to *Names and General Properties of Hose Materials* table.

Key: E = Excellent G = Good C = Conditional
Blank = No Data X = Not Recommended

Chemical Or Material Conveyed	CPE	CSM	Chlorobutyl	Chloroprene	EPDM	EVA***	FEP/PTFE	FKM	MXLPE	Natural	Nitrile	Nylon	PU***	PVC***	PVC/PU***	SBR	TPV***	UHMWPE	XLPE
Bleach Solutions		G	G	X	G		E	G	E	X	X	C	X			X		G	G
Bleach, 12.5% Active CL						G							C	G	G				
Borax Solution	C	E	E	E	E		E	E		E	E	G	E			E	E	E	E
Bordeaux Mixture		E	E	E	E		E	E	E	G	E					G	E	E	E
Boric Acid	X	E	E	E	E	E	E	E		E	E	G	E	E	E	E	E	E	E
Boron Trifluoride						E							E	E	E				
Brake Fluid DOT #3	E	G	E	C	E		E	X		X	X	E	X	X	X	E	G		
Brine	G	E	E	E	E	E	E	E		E	E	G	G	E	E	E	E	E	E
Bromacil					E														
Bromic Acid						G							X	E	E				
Bromine		C	X	X	X		E	E	G	X	X					X		X	G
Bromine Water		E	C	G	C	X	E	E		X	C		X	X	X	X		E	E
Bromine, Liquid						X							X	X	X				
Bromobenzene	X	X	X	X	X		E	E		X	X		X			X		C	C
1-Bromobutane		X	X	X	X		E	G		X	X								
Bromochloromethane	X	X	X	X	G		E	C		X	X								
Bromoethane		X	X	X	X		E	E		C	G		X			X			
3-Bromopropene		X	X	X			E	G		X	X								
Bromotoluene	X	X	X				E	G		X						X			X
Bugdioxane																			E
Bunker Oil		X	X	X	X		E	E		X	E		G			X		E	E
Butadiene		X	X	X	X	X	E	E		X	X		X	C	C	X		E	E
N-Butanal		C	G	C	G		E	X		X	X		C						
Butane		X	X	C	X	X	E	E		X	E	E	X	C	C	X		E	E
Butanoic Acid		C			G		E	G											
Butanol (Butyl Alcohol)	G	E	G	E	G		E	E		E	E	G	X			E	G	E	E
Butanol, Primary						G							C	X	X				
Butanol, Secondary						G							C	X	X				
Butanone	G	X	E		E		G				X	G	X				X	E	E
Butoxyethanol		X	E	X	E		E			X	C		E						
Butter		E	E	G	E			E		C	E			C		C			
Butyl Acetate	C	X	X	X	X	X	X	X		X	X	G	X	X	C	X		E	E
Butyl Acrylate		X	X	X	X		E	X		X	X							G	G
Butyl Alcohol (Butanol)	G	E	G	E	G	E	E	E		E	E	G	C	C	C	E	G	E	E
Butyl Aldehyde		C	G	C	G		E	X					C				G	E	E
Butyl Amine		C	C	X	C		E	X	E	G	C					C		E	E
N-Butylamine		X	X	X	C		E	X		X	X		X			X			
T-Butyl Amine		X			G														
Butyl Benzene		X	X	X	X			E		X	X					X		E	E
N-Butylbenzene		X					E	E		X	X							E	E
Butyl Benzyl Phthalate		X	E				E	C		X						X		E	E
Butyl Bromide		X	X	X	X			G		X	X					X		G	G
N-Butylbromide		X	X				E	G		X	X								G
Butyl Butyrate		X	C	X	G			C		X	X					X		G	G
N-Butylbutyrate		X	E	X	E		E	E		X	X					X			
N-Butylcarbinol	E	E	E	E	E		E	E		E	G	E	X			E	E		
Butyl Carbitol		C	E	C	E		E	G		X	C					X		E	G
Butyl Cellosolve		X	E	X	G		E	X		X	C			X	X	X	E	E	E
Butyl Chloride		X	C				E	E		X								C	G
Butyl Ether		X	X	X	X		E	X		X	X		G			X		E	E
Butyl Ether Acetaldehyde		X	G				E	X		X		X						E	E
Butyl Ethyl Acetaldehyde		X	C	X	X			X		X	X					X		E	E
Butyl Ethyl Ether		X	X				E	E		X	G							E	E
Butyl Oleate		X	G	X	G		E	E		X	X					X			
Butyl Phenol						X								C	C				
Butyl Phthalate		X	G		E		E	C		X						X			E

***Refer to the PVC and Thermoplastic Temperature/Pressure chart in this section.

(Continued on the following page)

Hose and Chemical Table (Continued)

Refer to *Names and General Properties of Hose Materials* table.

**Key: E = Excellent G = Good C = Conditional
Blank = No Data X = Not Recommended**

Chemical Or Material Conveyed	CPE	CSM	Chlorobutyl	Chloroprene	EPDM	EVA***	FEP/PTFE	FKM	MXLPE	Natural	Nitrile	Nylon	PU***	PVC***	PVC/PU***	SBR	TPV***	UHMWPE	XLPE
Butyl Stearate		X	X	X	X		E	E		X	G		G			X		E	E
Butylene		X	X	C	X		E	E		X	E	G	C	C	C	X		E	E
Butyraldehyde		X	G	X	C		E	X	G	X	X		X			X		E	E
Butyric Acid		C	G	X	G		E	G		X	X		G			X		E	E
Butyric Acid, 20%						X							C	C	C				
Butyric Anhydride		G	C				E			C	C							E	E
Butyraldehyde							E	X	G									E	E
Cadmium Acetate		E	E				E			X								E	E
Calcium Acetate		C	E	G			E	X		E	G		X			X		E	E
Calcium Aluminate		E	E				E	E		E	E							E	E
Calcium Bichromate		C	E				E												G
Calcium Bisulfate		E	G	E	G		E	E	E	C	E					C		E	E
Calcium Bisulfide				C	X		E	E			E	G	C			G		E	E
Calcium Bisulfite		E	E	E	E	E	E	E	E	E	E		E	E	E	E		E	E
Calcium Carbonate		E	E	E	E		E	E	E	E	E		E	E	E	E		E	E
Calcium Chlorate						E							G	E	E			E	E
Calcium Chloride	G	E	E	E	E	E	E	E		E	E	E	E	E	E	E		E	E
Calcium Hydroxide	G	G	E	E	E	E	E	E		E	E	E	E	E	E	E		E	E
Calcium Hypochlorite	G	E	E	C	E	G	E	E		X	X	X	X	E	E	X		C	C
Calcium Nitrate		E	E	E	E	E	E	E		E	E	E	X	E	E	E		E	E
Calcium Sulfate		E	E	E	E	E	E	E	E	E	E		E	E	E	E		E	E
Calcium Sulfide	X	E	E	E	E		E	E	E	X	E	E	E			X		E	E
Calcium Sulfite		E	E	E	E		E	E	E	E	E					E		E	E
Caliche Liquor		E	E	E	E		E	E	E	E	E					E		E	E
Cane Sugar Liquors		E	E	E	E	G	E	E	E	E	E			E		E		E	E
Caprylic Acid		G	C				E			C	C							E	E
Carbamide		E	G	G			E			E	G							E	E
Carbitol		G	E	C	G		E	G		X	G	E	X			G		E	E
Carbitol Acetate		X	G	X	G			X		X	X					X		E	E
Carbolic Acid	G	X	G	X	X		E	E		X	X	X	X			X	X	E	E
Carbon Bisulfide		X	X	X	X	X	E	E		X	X			X	X	X		E	E
Carbon Dioxide		G	G	G	G		E	G		G	E	E	E			G		E	E
Carbon Dioxide (AQ)						E							E	E	E				
Carbon Dioxide Gas, Wet						E							E	E	E				
Carbon Disulfide		X	X	X	X		E	X		X	X	X	X			X		E	C
Carbon Monoxide	G	E	E	E	E	G	E	E		C	E	E	G	E	E	G	E	E	E
Carbon Tetrachloride	C	X	X	X	X	X	E	E		X	C	X	X	X	C	X	X	G	E
Carbon Tetrafluoride		X	X	X	X		E			X	C					X		C	C
Carbonic Acid	X	E	E	G	E	G	E	G		E	G	G	E	C	G	G	X		E
Casein						E							E	E	E				
Castor Oil	G	E	G	E	G	C	E	E		E	E	G	G	E	E	E	C	E	E
Catsup														E					
Caustic Potash		E	E	G	E	C	E	C	E	E	E		C	E	E	G		E	E
Caustic Soda			E	E	E	G	E	G				G	C	E	E		E		E
Cellosolve		G	E	X	E	C	E	C	E	G	X		G	C	G	G		E	E
Cellosolve Acetate		X	G	X	G		E	X		X	X	G	X			X		E	E
Cellugard		X	E	E	E		E	E		E	E	G	E			E			
Cellulube		X	G	X	E			C		C	X					X		E	E
Cetylic Acid	G	C	G	G	G		E	E		E	E	C	E			G	E		
China Wood Oil	C	E	X	E	X		E	E		X	E	G	C			X			
Chloracetic Acid						X							X	E	E				
Chloral Hydrate						C							G	E	E				
Chlordane		C	X	C	X			E		X	G	G	C			X			
Chloric Acid, 20%													X	E	E				
Chlorinated Hydrocarbons		X	X	X	X	X	E	E		X	X		X	X	X	X			
Chlorinated Solvents	X	X	X	X	X		E	E		X	X	X	X			X		X	G

***Refer to the PVC and Thermoplastic Temperature/Pressure chart in this section.

(Continued on the following page)

Hose and Chemical Table (Continued)

Refer to *Names and General Properties of Hose Materials* table.

Key: E = Excellent G = Good C = Conditional
Blank = No Data X = Not Recommended

Chemical Or Material Conveyed	CPE	CSM	Chlorobutyl	Chloroprene	EPDM	EVA***	FEP/PTFE	FKM	MXLPE	Natural	Nitrile	Nylon	PU***	PVC***	PVC/PU***	SBR	TPV***	UHMWPE	XLPE
Chlorine Dioxide		C	X	X	X			E		X	X					X		G	G
Chlorine Gas		X	X	X	X			E		X	X					X			
Chlorine Gas, Dry						X							X	G	G				
Chlorine Gas, Moist						X							X	C	C				
Chlorine Water Solutions		X	X	X	X		E	C	E	X	X					X		G	E
Chlorine Water, 2%						G							C	G	G				
Chlorine Water, Saturated						E								C	C				
Chloroacetic Acid		G	G	X	G		E	G		X	X	X	X			X	X	E	E
Chloroacetone		X	X	C	E		E	X		X	X		X			X		E	E
Chlorobenzene						X	E	E	G				X	X	X			G	G
Chlorobenzene, Mono, Di, Tri		X	X	X	X		E	E	G	X	X	E	X			X	X	C	E
Chlorobutadiene		X	X	X	X			E		X	X					X		G	G
Chlorobutane		X	C				E	E		X	X		C					G	G
Chloroethylbenzene	X	X	X		X		E	E		X	X		G			X		E	E
Chloroform	X	X	X	X	X	X	E	E	G	X	X	X	X	X	X	X	X	E	C
Chloropentane		X	C				E	E		X						X		E	E
Chlorophenol		X	X	C	X		E	E	G	X	X					X		E	E
2-Chlorophenol	G	X	X	X	X		E	E		X	X	X	X			X	X		E
2-Chloropropane		X	X	X	X		E	E		X	X	X	X			X	X		E
Chloropropanone		X	C	X	C		E	X		X	X					X			
3-Chloropropene		X	C	X	X		E	G		X	G					E			
Chlorosulfonic Acid	X	X	X	X	X		E	X		X	X	X	X			X	X	X	X
Chlorothene		X	X	X	X		E	E	E	X	X					X		G	G
Chlorotoluene		X	X	X	X		E	E		X	X	E	X			X		G	G
Chlorox		G	G	G	G		E	E		X	G	X	X			X		E	G
Chlorsulfonic Acid						X							X	C	C				
Chrome Alum						E							E	E	E				
Chrome Plating Solutions		X	X	X	X					X	X					X			
Chromic Acid	X	X	G	X	X		E	E		X	X	X	X			X	X	X	E
Chromic Acid, 50%						C							X	C	C				
Chromium Trioxide	X	X	G	X	X		E	E		X	X	X	X			X	X		
Cider						E								E					
Cinnamene		X	X	X	X		E	G		X	X		C			X			
Citric Acid	X	E	E	E	E	E	E	C		E	E	G	E	E	E	E	E	E	E
Coal Oil		C	X	G	X		E	E		X	E	E	C				X	E	C
Coal Tar		X	X	C	X	X	E	E		X	G		C	X	X	X	X	E	E
Coal Tar Naphtha		X	X		X		E	E		X	X		X			X			E
Cobalt Chloride		E	E	E	E		E	E		E	E					E		E	E
Coconut Oil		C	G	C	G	C	E	E		X	E		C	G	E	X		E	E
Cod Liver Oil		G	E	G	E		E	E	E	X	E					X		E	E
Coke Oven Gas		X	X	X	X		C	E		X	X	C	X			X			E
Coolanol		G	X	G	X			E		X	E		X			X			
Copper Arsenate		E	E	E	E		E	E	E	E	E					E		E	E
Copper Chloride	X	G	E	G	E	E	E	E		G	E	X	G	E	E	E		E	E
Copper Cyanide		G	E	E	E	E	E	E		E	E	X	E	E	E	E		E	E
Copper Fluoride, 2%						E							E	E	E				
Copper Hydrate		G	E				E	C		C	G							E	
Copper Hydroxide		G	E				E	C		C	G					G			E
Copper Nitrate		E	E	E	E					E	E					E			
Copper Nitrate						E	E	E	E				E	E	E			E	E
Copper Sulfate	X	E	E	E	E	E	E	E		G	E	G	G	E	E	G		E	E
Copper Sulfide		E	E	E	E		E	E		C	E					E		E	E
Corn Oil		G	G	C	X		E	E		X	E	G	E	E	E	X	E	E	E
Cottonseed Oil	G	G	C	C	C	E	E	E		X	G	E	E	G	E	X		E	E
Creosote (Coal Tar)		X	X	X	X		E	E		X	G	X	C			X		E	E
Creosote (Wood)		C	X	G	X		E	E		X	E					X		E	E

***Refer to the PVC and Thermoplastic Temperature/Pressure chart in this section.

(Continued on the following page)

Hose and Chemical Table (Continued)

Refer to *Names and General Properties of Hose Materials* table.Key: E = Excellent G = Good C = Conditional
Blank = No Data X = Not Recommended

Chemical Or Material Conveyed	CPE	CSM	Chlorobutyl	Chloroprene	EPDM	EVA***	FEP/PTFE	FKM	MXLPE	Natural	Nitrile	Nylon	PU***	PVC***	PVC/PU***	SBR	TPV***	UHMWPE	XLPE
Cresols		X	X	X	X	X	E	E		X	X	X	X	X	X	X	X	E	G
Cresote						X								X	X				
Cresylic Acid		X	X	X	X		E	G		X	X	X	X			X		E	G
Cresylic Acid, 50%						X							X	X	C				
Crotonaldehyde		X	E	X	E		E	X		X	X		X			C		E	E
Crude Oil, Sour						X							E	C	C				
Crude Oil, Sweet						X							E	C	C				
Cumene		X	X	X	X		E	E		X	X		X			X		E	E
Cupric Carbonate		E	E	E			E	E		C	E							E	E
Cupric Chloride		E	E	G	E		E	E	E	C	E					C		E	E
Cupric Hydroxide		G	E				E	C		C	G								
Cupric Nitrate		E	E	E	E		E	E	E	G	E					C		E	E
Cupric Sulfate		E	E	E	E		E	E		G	E	G	X			E		E	E
Cutting Oil		G	X	G	X		E	E		X	E		E			X			
Cyclohexane		X	X	X	X	C	E	E		X	G	E	G	X	X	X	X	E	E
Cyclohexanol		G	X	G	X	E	E	E		X	G	E	C	X	X	X	X	E	E
Cyclohexanone		X	X	X	C	E	E	X		X	X	E	X	X	X	X	X	E	X
Cyclopentane		X	X	E	X		E	E		X	G							E	E
Cyclopentanol		X	X					G		X	G					X		E	E
Cyclopentanone		X	X				E	X		X	X								E
Cyclopentyl Alcohol		X	X					G		X	G					X		E	E
P-Cymene	X	X	X	X	X		E	E		X	X		X			X		E	E
DDT In Deionized Kerosene		X	X	C	X		E	E	G	X	E	E	G			X		E	E
Decahydronaphthalene		X	X	X	X		E	E		X	X	E	X			X	X		
Decahydroxynaphthalene	C																		
Decalin		X	X	X	X		E	E	X	X	X	G	X			X	X	X	E
Decane		X	X	X	X			A		X	G					X		E	E
1-Decanol		E	X	X	X		E	G		X	E		E			X			E
Decyl Alcohol		E	X	X			E	G		X	E							E	E
Decyl Aldehyde		X	C				E	X		X								E	E
Decyl Butyl Phthalate		X	E				E	C		X	X							E	E
Decyl Carbinol		E	E				E	G		E	E								
Developing Fluid, Photo		E	G	E	G		E	E		E	E	E				G		E	E
Dextrin						E							E	E	E				
Dextron		X	X	G	X			E		X	E		G	E		X			
Dextrose						E							E	E					
Diacetone Alcohol		X	E	X	E		E	X		X	X		X			X		E	C
Diacetylmethane	G	X	E	X	E		E	X		X	X		X			X	E		
Diallylphthalate	G																		
Diammonium Phosphate	E	E	E	E	E		E	E		E	E	E				E			
Diamyl Napthalene		X	E				E	C		X									E
Diamyl Phenol		X	X				E	E		X	X					X			E
Diamylamine		C	E		E		E	X		G	G		X			X			
Diamylene		X	X	X			E	E		X	C	G							E
Diazo Salts						E								E	E				
Dibenzyl Ether		X	G	X	C		E	X		X	X		G			X		E	E
Dibenzylsebacate		X	G	X	G		E	G	E	C	X					X		E	E
Dibromobenzene		X	X				E	E		X								G	E
Dibromomethane		X	X	X	C		E	G		X	X						X		
Dibutyl Ether		X	X	X	X		E	X		X	X		X			X		E	E
Dibutyl Phthalate		X	C	X	E		E	C		X	X	E	X			X		E	E
Dibutyl Sebacate		X	G	X	G		E	E		X	X		X			X		E	E
Dibutylamine		X	X	X	X		E	X		X	X		X			X		E	
Dicalcium Phosphate		E	E				E	E		E	E								E
Dichloro Difluoro Methane	C	E	X	G	C		E	G		X	C		E			E	X		
Dichloro Ethylene		X	C	X	X		E	G				C	C				X		

***Refer to the PVC and Thermoplastic Temperature/Pressure chart in this section.

(Continued on the following page)

Hose and Chemical Table (Continued)

Refer to *Names and General Properties of Hose Materials* table.

Key: E = Excellent G = Good C = Conditional
Blank = No Data X = Not Recommended

Chemical Or Material Conveyed	CPE	CSM	Chlorobutyl	Chloroprene	EPDM	EVA***	FEP/PTFE	FKM	MXLPE	Natural	Nitrile	Nylon	PU***	PVC***	PVC/PU***	SBR	TPV***	UHMWPE	XLPE
Dichloroacetic Acid		X	C				E	X		G			C					E	E
Dichlorobenzene						X								X	X				
Ortho-Dichlorobenzene		X	X	X	X		E	E		X	X	E	X			X	X		
P-Dichlorobenzene		X	X	X	X		E	E	G	X	X					X		X	X
Para-Dichlorobenzene		X	X	X	X		E	E		X	X		X			X			G
Ortho-Dichlorobenzol		X	X	X	X		E	E		X	X	E	X			X	X		X
Dichlorobutane		X	X	X	C		E	E		X	G		X			X		E	G
Dichloroethane	X	X	C	X	X		E	G		X	X	C	X			X	X		E
Dichloroethyl Ether		X	X				E			X	X					X			E
Dichloroethylene		X	X	X	X		E	E	X	X	X					X		C	C
Dichlorohexane		X	X				E	E		X								E	E
Dichloroisopropyl Ether		X	C	X	C			C		X	X					X		E	E
Dichloromethane		X	X	G	C		E	G		X	X	C				X	X	E	E
Dichloropentane		X	X	X			E	E		X	X		X			X		E	E
Dichloropropane		X	X	X			E	E		X	X							E	E
Dichloropropene							E	E										E	E
Dichlorotoluene	X																		
Diesel Oil	E	C	X	C	X		E	E		X	E	E	C	C	C	X	X	E	G
Diethanolamine		C	E		E		E			G		G				X		E	
Diethyl Benzene		X	X	X	X		E	E	G	X	X					X		E	E
Diethyl Ether		X	X	X	X	X	E	X		X	X	E	E	X	X	X	E	G	
Diethyl Ketone		X	G	X	E		E	X		X									G
Diethyl Oxalate		X	X	X	X		E			X	X								E
Diethyl Phthalate		X	E				E	C		X								E	E
Diethyl Sebacate		C	G	X	G		E	G		X	X		X			X	E		
Diethyl Sulfate		X	G	E	E		E	X		X	X		X			E			
Diethyl Triamine		C	E				E			G	G								
Diethylamine		X	G	G	G					G	C					G			
Diethylamine		C	G	G	G		E	X		G	C		C			G		E	C
Diethylbenzene		X	X	X	X		E	E		X	X		X			X		E	E
Diethylene Dioxide		X	G	X	G		E	X	E	X	X					X		E	E
Diethylene Glycol		E	E	E	E	G	E	E		E	E	E	X	G	G	E		E	E
Diethylene Oxide			X		E		E												
Diethylene Triamine		C	E		E		E			G			X			X	E	E	
Diglycolic Acid						E								E	E				
Dihydroxy Diethyl Ether		E	E	E	E		E	E	E	E	E					E		E	E
Dihydroxy Succinic Acid		E	G	C	G		E	E		E	G		E					E	E
Diisobutyl Ketone		X	G	X	E		E	X		X	X		X			X		E	E
Diisobutylene		X	X	C	X		E	E		X	E		X			X		E	E
Diisodectyl Phthalate		X	E		E		E	C		X						X		E	E
Diisodecyl Phthalate		X	E	X	E		E	C		X	X			X				E	E
Diisooctyl Adipate		X	E	X	E		E	C		X	X					X		E	E
Diisooctyl Phthalate		X	E		G		E	C		X								E	E
Diisopropanolamine		C	E				E			G	G								
Diisopropyl Benzene		X	X	X	X		E	E	G	X	X					X		E	E
Diisopropyl Ether		C	X	X	X		E	X		X	G		G			X		E	E
Diisopropyl Ketone		X	E	X	E		E	X		X	X		X			X		E	E
Dilauryl Ether		C	D	X	X		E	C	G	X	C					X		E	E
Dimethyl Phenols (DMP)		X	X	X	X		E	X	E	X	X					X		C	C
Dimethyl Phthalate		X	G	X	G		E	G	E	X	X		X			X	G	E	E
Dimethyl Sulfate		X	G	X	X		E	X	X	X	X					X		E	X
Dimethyl Sulfide		X	C	X	X		E	C	E	X	X					X		G	G
Dimethylamine		X	G	X	X	X	E	X			X	E	X	X	X			E	X
Dimethylaniline	C	X	X	X	G		E	X			X		X			X		G	G
Dimethylbenzene	C	X	X	X	X		X	E			X	G	X			X	X	E	
Dimethylbutane	G																		

***Refer to the PVC and Thermoplastic Temperature/Pressure chart in this section.

(Continued on the following page)

Hose and Chemical Table (Continued)

Refer to *Names and General Properties of Hose Materials* table.Key: E = Excellent G = Good C = Conditional
Blank = No Data X = Not Recommended

Chemical Or Material Conveyed	CPE	CSM	Chlorobutyl	Chloroprene	EPDM	EVA***	FEP/PTFE	FKM	MXLPE	Natural	Nitrile	Nylon	PU***	PVC***	PVC/PU***	SBR	TPV***	UHMWPE	XLPE
Dimethylcarbinol		E	E	E	G		E	E		E	G							E	E
Dimethylformamide (DMF)		C	C	C	C		E	X	E	C	X					C		E	E
Dimethylketone	G	X	E	X	E		E	X			X	E	X			C	E	E	E
Dinitrobenzene		X	C	C	C		E	E	G	X	X					X		E	E
Dinitrotoluene		X	X	X	X		E	G	E	X	X					X		E	E
Dioctyl Adipate (DOA)		X	E	X	G		E	C		X	X							E	E
Dioctyl Phthalate (DOP)		X	G	X	G	G	E	G		X	X	E	X	X	X	X		E	E
Dioctyl Sebacate (DOS)		X	G	X	G		E	G	E	X	X					X		E	E
Dioxalanes		X	X	X	G		E	X	G	X	X		X			X		E	E
Dioxane		X	G	X	G		E	X		X	X	E	X			X		E	E
1,4 Dioxane		X	G	X	G		E	X		X	X	E	X			X	X		E
Dipentene		X	X	X	X		E	E		X	G		X			X			
Dipentylamine		C	E		E		E	X		G	G		X			X			
Diphenyl		X	X	X	X			A		X	X					X		E	E
Diphenyl Oxide		C	X	X	X			A		X	X					X		E	E
Di-P-Mentha-1,8-Diene		X	X	X	X		E	E		X	G		X			X			
Dipropyl Ketone		X	G	X	G		E	X	E	X	X					X		E	E
Dipropylamine		C	E				E			G	G								
Dipropylene Glycol		E	E				E	E		E	E								
Disodium Phosphate		E	E		E	E	E	E		E	E		E	E	E			E	E
Divinyl Benzene		X	X				E	E		X						X		E	E
Dodecyl Benzene		X	X	X	X		E	E	G	X	X					X		E	E
Dodecyl Toluene		X	X	X	X		E	E	G	X	X					X		E	E
Dowell Inhibitor	G																		
Dowfax 2A1 Solvent	E																		
Dowfax 2A1 TA	E																		
Dowfax 6A1 Solvent	G																		
Dowfax 6A1 Ta	E																		
Dowfume W 40, 100%		C	D	C	C			C		X	X					X		G	G
Dow-Per		X	X	X	X		E	E	G	X	C					X		E	E
Dowtherm A & E	X	X	X	X	X		E	E	E	X	X	X	X			X		E	E
Dowtherm S.R.I.		E	E	E	E		E	E	E	E	E					E		E	E
Dry Cleaning Fluids		X	X	X	X		E	E			C	E	X			X		G	X
Ducgkioebaane			X																
Duro AW16, 31					X		E				E	E							
Duro FR-HD					X		E				E	E							
Epichlorohydrin		C	C	X	G		E	X	G	X	X					X		G	G
Ethanoic Acid	E	C	G	G	E		E	X		X	C	X	X			G	C	E	E
Ethanolamine		X	G	G	E		E	X		G	G	E	C			X		E	E
Ethanol (Ethyl Alcohol)	G	E	E	E	E		E	C		E	E	G	X			E	E	E	E
2 (2Aminoethylamino) Ethanol		G	E							G	G								
2 (2Ethoxyethoxy) Ethanol		X	G	X	G		E	X		X	X	E	X			X	X		
2-Ethoxyethanol		X	G	X	G		E	X		X	X		X			X	X		
Ethers	G	X	X	X	C	X	E	X		X	X	E	X	X	C	X		C	
Bis (2-Chloroethyl) Ether		X	X				E			X	X					X			
Ethyl Acetate	G	X	G	X	E	C	E	X		X	X	E	X	X	C	X	E	E	G
2-Ethoxyethyl Acetate	X	X	G	X	G		E	X		X	X	G	X			X	X		
2 (2Ethoxyethoxy) Ethyl Acetate	X	X	G	X	X		E	X		X	X		X			X	X		
Ethyl Acetoacetate		X	G	X	G		E	X		C	X					C		E	E
Ethyl Acetone		X	G	X	G		E	X		X	X					X			
Ethyl Acrylate		X	G	X	G		E	X		X	X		X	X	X	X		E	G
Ethyl Alcohol (Ethanol)	G	E	E	E	E		E	E		E	E	G	X			E	E	E	E

***Refer to the PVC and Thermoplastic Temperature/Pressure chart in this section.

(Continued on the following page)

Hose and Chemical Table (Continued)

Refer to *Names and General Properties of Hose Materials* table.

Key: E = Excellent G = Good C = Conditional
Blank = No Data X = Not Recommended

Chemical Or Material Conveyed	CPE	CSM	Chlorobutyl	Chloroprene	EPDM	EVA***	FEP/PTFE	FKM	MXLPE	Natural	Nitrile	Nylon	PU***	PVC***	PVC/PU***	SBR	TPV***	UHMWPE	XLPE
Ethyl Alcohol, 1%-50%						G								G	G				
Ethyl Alcohol, 50%-98%						C								C	C				
Ethyl Aldehyde	E	C	G	X	E		E	C		X	X	G	X			E	E	E	E
Ethyl Aluminum Dichloride		X	X				E	G		X	X								G
Ethyl Benzene		X	X	X	X		E	E		X	X		X			X		E	X
Ethyl Benzoate		C	G	C	G		C	C		X	G					X		E	E
Ethyl Bromide		X	X	X	X		E	E		C	G		X			X			X
Ethyl Butanol		E	E	E	E		E	G	E	E	E							E	E
Ethyl Butyl Acetate		G	E				E	X		X	X							E	E
Ethyl Butyl Ketone		X	G				E	X		X	X								E
2-Ethyl (Butyraldehyde)		X	G				E	X		X	X								E
Ethyl Cellulose		G	G	G	G		E	X		G	G	C	G			G		E	E
Ethyl Chloride	X	C	E	X	E	X	E	E		C	E	E	C	X	X	G	X	G	C
Ethyl Dichloride		X	X	X	X		E	G	G	X	X		X			X		G	G
Ethyl Diisobutylthio-Carbamate										E						E		E	
Ethyl Ether	G	X	X	X	X	X	E	X		X	X	G	C	X	X	X		C	C
Ethyl Formate		G	G	G	G		E	E		X	X					X		E	E
Ethyl Hexanol		E	E	E	E		E	G	E	E	E					E		E	E
2-Ethyl-1-Hexanol		E	G	E	E		E	E		G	E		X			E	E		E
2-Ethylhexanoic Acid		G	C				E			C	C								
2-Ethylhexyl Acetate		G	E				E	X		X	X								
Ethyl Iodide		X	C	X	C		E	G		X	X							G	E
Ethyl Methyl Ketone		X	G	X	G		E	X	E	C	X					X		E	E
Ethyl Oxalate		X	X	X	C		E	E		C	X		E			X		E	E
Ethyl Phthalate		X	E				E			X	X							E	
Ethyl Propyl Ether		X	X	X	X			C	E	X	X					X		E	E
Ethyl Propyl Ketone		X	G	X	G		E	X	G	X	X					X		E	E
Ethyl Silicate		G	E	E	E		E	E		G	E		X			G		E	E
Ethyl Sulfate		X	G	D	G		E	X	E	X	X					X		E	E
Ethylamine		C	G	X	E		E	X		C	X	E	X			C		E	
Ethylene		C	X	G	X		E	E		X	E					X		E	E
Ethylene Bromide		X	X	X	X	X	E	E	G	X	X		X	E	X	X		G	G
Ethylene Chloride	X	C	C	X	X	X	E	G	G	X	X	G	X	X	X	X	X	C	X
Ethylene Chlorohydrin		C	G	G	G		E	E		C	X	E						E	E
Ethylene Diamine		G	E	E	E		E	X		G	G	E	X			G		E	E
Ethylene Dibromide		X	X	X	C		E	G		X	X		X			X		G	G
Ethylene G Monobutyl Ether		C	E	C	E		E	X		X	C		X			X			E
Ethylene G Monoethyl Acetate		X	E	X	E		E	E		C	C		X						
Ethylene G Monohexyl Ether																			E
Ethylene G Monomethyl Ether		G	E	E	G		E	X		X	C								E
Ethylene Glycol	G	E	E	E	E	E	E	E		E	E	E	G	E	E	E	E	E	E
Ethylene Oxide	X	X	X	X	C	X	E	X		X	X	E	X	X	X	X		E	G
Ethylene Trichloride		X	X	X	X		E	E	G	X	C					X		G	G
Fatty Acids		C	X	G	X	C	E	E		X	E	E	C	E	E	X	X	E	E
Ferric Bromide		E	E				E	E		E	E							E	
Ferric Chloride	X	E	E	E	E	E	E	E		E	E	X	E	E	E	E		E	E
Ferric Nitrate		E	E	E	E	E	E	E		E	E	E	E	E	E	E		E	E
Ferric Sulfate	X	E	E	E	E	E				E	E		E	E	E	E			
Ferrous Acetate		E	E				E	X		X	X								E
Ferrous Ammonium Sulfate		E	E	E	E			A		E	E					E		E	E
Ferrous Chloride		G	G	G	E	E	E	E		E	E	E	G	E	E			E	E
Ferrous Hydroxide		G	E	E	E		E	C	E	G	G					C		E	E
Ferrous Sulfate		E	E	E	E	E	E	E		E	E	G	E	E	E			E	E
Fish Oil		E	E	E	X		E	E		X	E					X		E	E
Fish Solubles						E							E	E	E				
Fluoboric Acid		E	G	E	E		E	E		E	E		X			E		C	C

***Refer to the PVC and Thermoplastic Temperature/Pressure chart in this section.

(Continued on the following page)

Hose and Chemical Table (Continued)

Refer to *Names and General Properties of Hose Materials* table.

Key: E = Excellent G = Good C = Conditional
Blank = No Data X = Not Recommended

Chemical Or Material Conveyed	CPE	CSM	Chlorobutyl	Chloroprene	EPDM	EVA***	FEP/PTFE	FKM	MXLPE	Natural	Nitrile	Nylon	PU***	PVC***	PVC/PU***	SBR	TPV***	UHMWPE	XLPE
Fluorine		X	X	X	E		G	E		X	X	X	X					C	X
Fluorine Gas, Dry						X							X	X	X				
Fluorine Gas, Wet						X							X	X	X				
Fluoroboric Acid						E							E	E	E				
Fluorosilic Acid		E	E	E	E	G	E	C	E	E	E		X	E	E	G	C	C	G
Formic Acid						E							X	E	E				
Formaldehyde	G	G	E	G	E		E	E			C	G	X			C	E	E	E
Formaldehyde (40% AQ)						E								X	G				
Formalin	G	G	E	G	E		E	E			C	G	X			C	E	E	E
Formamide		E	E	E	E		E	X	E	E	E					E	E	E	E
Formic Acid	X	E	E	E	E	E	E	X		C	C	X	X			E	E	E	E
Freon 11		E	X	G	X			E		G	E					X		E	E
Freon 12	C	E	C	E	C	G	E	G		C	E	E	E	C	G	E	X		E
Freon 13		E	E	E	E			E		E	E					E		E	E
Freon 21		X	X	G	X			X		X	X					X		E	E
Freon 22	C	E	X	E	E		E	C		C	X	G	X			E	X		E
Freon 31		G	E	E	E			X		G	X					G		E	E
Freon 32		E	E	E	E			C		E	E					E		E	E
Freon 112		G	X	G	X			E		X	G					X		E	E
Freon 113		E	X	E	X		E	G		X	E	E	G			G	X	E	E
Freon 114		E	E	E	E			G		E	E					E		E	E
Freon 114B2		E	X	E	X			G		X	G					C		E	E
Freon 115		E	E	E	E			G		E	E					E		E	E
Freon 13B1		E	E	E	E			E		E	E					E		E	E
Freon 142B		E	E	E	E			X		E	E					E		E	E
Freon 152A		C	E	E	E			X		E	E					E		E	E
Freon 218		E	E	E	E			E		E	E					E		E	E
Freon 502			E	E	E			G		E	G	E				E		E	E
Freon BF		G	X	G	X			E		X	G					X		E	E
Freon C316		E	E	E	E			E		E	E					E		E	E
Freon C318		E	E	E	E			E		E	E					E		E	E
Freon MF		B	X	C	X			E		X	E					G		E	E
Freon TA		E	E	E	E			C		E	E					E		E	E
Freon TC		E	E	E	G			E		X	E					G		E	E
Freon TF		E	E	E	E			E		C	E					G		E	E
Freon TMC		G	G	G	G			E		G	G					C		E	E
Freon T-P35		E	E	E	E			E		E	E					E		E	E
Freon T-WD 602		G	E	G	G			E		C	E					G		E	E
Fructose						E							E	E					
Fruit Juices & Pulps						E							E	E					
Fuel Oil	E	C	X	G	X	X	E	E	E	X	E	G	C	G	G	X		E	E
Fumaric Acid		G	X	G	X		E	E	E	E	E					E		E	E
Furaldehyde	E	C	E	C	G		E	X		X	X	C	X			X	E		
Furan		X	X	X	X		E	C		X	X		X			X			
Furfural	E	C	E	C	G	X	E	X		X	X	E	X	X	X	X	E	E	E
Furfuryl Alcohol		X	G	X	G	X	E	C		X	X	G	X			X	E	E	C
Gallic Acid		G	G	G	G	E	E	E		E	G	G	X	E	E	G		E	C
Gallotannic Acid		E	G	E	E		E	E		E	E	E	E					E	E
Gas, 100 Octane		X	X	C	X					X	E					X			
Gas, Coal				E	E			E			X	E	G						
Gas, Coke Oven													G	G	G				
Gas, Natural, Dry						X							C	C	C				
Gas, Natural, Wet						X							C	C	C				
Gasoline	E	X	X	X	X	X	E	G	G	X	E	G	C	X	X	X		G	G
Gasoline, 100 Octane							E	E				G	C				X	C	
Gasoline, Sour						X							E	C	G				

***Refer to the PVC and Thermoplastic Temperature/Pressure chart in this section.

(Continued on the following page)

Hose and Chemical Table (Continued)

Refer to *Names and General Properties of Hose Materials* table.

Key: E = Excellent G = Good C = Conditional
Blank = No Data X = Not Recommended

Chemical Or Material Conveyed	CPE	CSM	Chlorobutyl	Chloroprene	EPDM	EVA***	FEP/PTFE	FKM	MXLPE	Natural	Nitrile	Nylon	PU***	PVC***	PVC/PU***	SBR	TPV***	UHMWPE	XLPE
Gelatin		E	E	E	E		E	E	E	E	E					E		E	E
Gelatine						E							E	E	E				
Glacial Acrylic Acid																			E
Gluconic Acid		G	C				E			X	C							E	
Glucose		E	E	G	E	E	E	E		E	E	E	C	E	E	E		E	E
Glue		E	G	E	E			C	E	G	E	E				G		E	E
Glycerine	E	E	E	E	E	E	E	E		E	E	E	C	E	E	E		E	E
Glycerol	E	E	E	E	E		E	E		E	E	E	C			E	X	E	E
Glycogenic Acid		G	C				E			X	C								
Glycolic Acid, 30%						E							X	E	E				
Glycols		E	E	E	E	E	E	E	E	E	E	E	X	E	E	E	G	E	E
Glyconic Acid		G	C				E			X	C							E	
Glycyl Alcohol	E	E	E	E	E		E	E		E	E	G	C	E	E	E	X		
Grease													E	E	E				
Grease, Petroleum Base	E	X	X	C	X		E	E		X	E	E	E	E	E	X	X	E	G
Green Liquor						E								E	E				
Green Sulfate Liquor		G	E	G	E		E	E		G	G	X	E			G		E	E
Halon 1211				E							E								
Halowax Oil		X	X	X	X		E	E	E	X	X					X		E	E
Helium		E	E	E	E		E	E		E	E	E	E			E			
1-Hendaconal	E																		
Heptachlor In Petroleum Solvents		X	X	G	X		E	E	G	X	G					X		E	E
Heptachlor In Petroleum Solvents, Water Spray		X	X	G	X			E		X	G					X		E	E
Heptaldehyde		X	X				E	X		X	E								
Heptanal		X	X				E	X		X	E							E	E
Heptane	E	G	X	G	X	X	E	E		X	E	E	G	C	G	X		E	G
Heptane Carboxylic Acid		G	C				E			X	C								
Heptanoic Acid	E																		
Heptanone	C																		
Hexadecanoic Acid	G	C	G	G	G		E	E		E	E	C	E			G	E		
Hexadecanol						X													
Hexaldehyde		C	G	E	E		E	X		X	X		G			X		E	E
Hexane		E	X	E	X		E	E		X	E	E	G	C	C	X	E	E	G
Hexanol		G	C	G	G		E	E		E	G	E	X			E		E	E
Hexanol, Tertiary						C							G	C	C				
Hexene		G	X	G	X		E	E		X	G		G	C	C	X			E
Hexyl Alcohol		G	C	G	G		E	G		E	G	E	X			E		E	E
Hexyl Methyl Ketone		X	G				E	X		X	X							E	E
Hexylamine		C	G				E	X		C	C								
Hexylene		X	X	G	C		E	E		X	E					X		G	G
Hexylene Glycol		E	E	E	C		E	E		E	E								
Histowax	E																		
Hydraulic Fluid, Petroleum	E	G	X	G	X		E	E	E	X	E	E				X	X	E	E
Hydraulic Fluid, Phospate Ester Base		X	E	X	E		E	X	E	X	X					X		E	E
Hydraulic Fluid, Poly Alkylene Glycol Base		E	E	E	E			E		G	E					G		E	E
Hydrazine		G	E	G	E		E	E		X	G	X				G			E
Hydrobromic Acid	X	E	E	X	E		E	E		E	X	X	X			X		E	E
Hydrobromic Acid, 20%						G							X	E	E				
Hydrochloric Acid	X	C	E	C	C		E	C	E	C	C	X	C			X	E	E	E
Hydrochloric Acid, 10%						E							X	E	E				
Hydrochloric Acid, 48%						G							X	E	E				
Hydrocyanic Acid	X	E	G	G	E		E	E		G	G	G	X			G	E	E	E

***Refer to the PVC and Thermoplastic Temperature/Pressure chart in this section.

(Continued on the following page)

Hose and Chemical Table (Continued)

Refer to *Names and General Properties of Hose Materials* table.

Key: E = Excellent G = Good C = Conditional
Blank = No Data X = Not Recommended

Chemical Or Material Conveyed	CPE	CSM	Chlorobutyl	Chloroprene	EPDM	EVA***	FEP/PTFE	FKM	MXLPE	Natural	Nitrile	Nylon	PU***	PVC***	PVC/PU***	SBR	TPV***	UHMWPE	XLPE
Hydrofluoric Acid	X	E	G	C	C		E	G		C	C	X	X			C	X	E	E
Hydrofluoric Acid, 60%						E							X	G	G				
Hydrofluosilicic Acid	X	E	E	G	E		E	E		E	G	X	C	G	G	G		G	E
Hydrogen						C							C	C	C				
Hydrogen Bromide, Dry						E													
Hydrogen Chloride, Anhydrous	E											X						E	E
Hydrogen Chloride, Dry						E													
Hydrogen Cyanide						C							X	C	C				
Hydrogen Dioxide, 10%		G	C	X	G		E	E		G	C	X						E	E
Hydrogen Gas	C	E	E	E	E		E	E		G	E	E	E			G		E	E
Hydrogen Peroxide, 3%		C	C	C	E		E	E	E	X	C					X		E	E
Hydrogen Peroxide, 10%		E	G	X	G	G	E	E		G	C	C	G	E	E	C		G	G
Hydrogen Peroxide, 30%	X	X	X	X	C	G	E	E	E	X	X	X	C	E	E	X		E	E
Hydrogen Peroxide, 50%						X							C	E	E				
Hydrogen Peroxide, 90%	X	X	X	X	C	X	E	G		X	X	X	C	X	X	X		G	G
Hydrogen Phosphide						E								E	E				
Hydrogen Sulfide (AQ)						E								E	E				
Hydrogen Sulfide, Dry						E								E	E				
Hydrogen Sulfide, Wet	X	E	E	E	E		E	C		X	C	C	C	E	E	X		E	E
Hydroquinone		C	G	X	G	E	E	X	E	G	X		E	E	E	G		E	E
Hydroxy Benzene		C	G	X	C		E	E		X	X		C						
2-Chloro-1-Hydroxy-Benzene	C																		
Hydroxyisobutyronitrile	E																		
Hydroxytoluene	E																		
Hypochlorous Acid		E	G	G	G	C		E		G	X		C	E	E	G		E	E
Hyvar XI					E														
Iminodi-2-Propanol	E																		
Iminodiethanol	E																		
Ink Oil, Linseed Oil Base		G	G	G	G		E	E	G	X	G					X		E	E
Inks						E													
Insulating Oil		X	X	G	X		E	E	E	X	E					X		E	E
Iodine		G	G	X	G		E	E		X	G	X	X			G		E	X
Iodine in Alcohol						X							X	X	X				
Iodine Pentafluoride		X	X	X	X		E	X		X	X		X	X	X	X		C	C
Iodoform				X	X					X	E					X			
IRM-902	E	X	X	G	X		E	E		X	E	E	G			X	X	E	E
IRM-903		G	X	C	X		E	E		X	E	E	E			X		E	E
Iron Acetate		X	E	X	G		E	X	E	X	X					X		E	E
Iron Hydroxide		G	E	E	G		E	C	E	C	G					C		E	E
Iron Salts		E	E	E	E		E	E	E	E	E					E		E	E
Iron Sulfate		E	E	E	E		E	E	E	E	E					E		E	E
Iron Sulfide		E	E	E	E		E	E	E	E	E					E		E	E
Isobutane	G	E	E	E	E		E	G		E	G					E		E	E
Isobutyl Acetate		X	E	X	G		E	X	G	X	X					X		E	E
Isobutyl Aldehyde		X	G	X	G		E	X		C	X					X		E	E
Isobutyl Chloride		X	X	X	X		E	G	G	X	X					X		G	G
Isobutyl Ether		X	X	X	X		E	X		X	X					X		E	E
Isobutylamine		C	E				E	X		C	X								
Isobutylbromide		X	X				E	G		X	X								
Isobutylcarbinol		E	E	E	E		E	E		E	E		C						
Isobutylene		X	X	X	X		E	E	G	X	E	G				X		E	E
Isocyanates								G			G		G					E	E

***Refer to the PVC and Thermoplastic Temperature/Pressure chart in this section.

(Continued on the following page)

Hose and Chemical Table (Continued)

Refer to *Names and General Properties of Hose Materials* table.

Key: E = Excellent G = Good C = Conditional
Blank = No Data X = Not Recommended

Chemical Or Material Conveyed	CPE	CSM	Chlorobutyl	Chloroprene	EPDM	EVA***	FEP/PTFE	FKM	MXLPE	Natural	Nitrile	Nylon	PU***	PVC***	PVC/PU***	SBR	TPV***	UHMWPE	XLPE
Isomyl Acetate		X	E	X	G		E	X	G	X	X					X		E	E
Isomyl Alcohol		E	E	E	E		E	E	E	E	E					E		G	E
Isomyl Bromide		X	X	X	X		E	G	E	X	X					X		G	G
Isomyl Butyrate		X	C	X	C		E	X	G	X	X					X		G	G
Isomyl Chloride		X	C	X	X		E	G	G	X	X					X		G	G
Isomyl Ether		X	X	X	X		E	X		X	X					X		E	E
Isomyl Phthalate		X	E	X	G		E	C		X	X					X		E	E
Isooctane	E	G	X	G	X		E	E		X	E	E	G	C	C	X	X	E	E
Isopentane		X	X	E	X		E	E	G	X	E					X		G	G
Isopropyl Acetate		X	G	X	G		E	X		X	X	G	X	X		X		E	E
Isopropyl Alcohol (Isopropanol)		E	E	G	E	E	E	E		E	E	E	X	E	E	E		E	E
Isopropyl Amine		C	E	E	G		E	X	G	G	G					C		E	E
Isopropyl Benzene		X	X	X	X		E	E	G	X	X					X		E	E
Isopropyl Chloride		X	X	X	X		E	G		X	X					X		G	G
Isopropyl Ether		C	X	X	X		E	X		X	G	E	G			X		E	E
Isopropyl Toluene		X	X	X	X		E	E		X	X					X		E	E
Jelly														E					
Jet Fuels (JP1-JP6)		X	X	X	X		E	E		X	E	C	C	X	X	X	X	E	E
JP-4 Oil		X	X	X	X		E	E		X	E	C	C			X	X		
Kerosene	G	X	X	C	X	X	E	E		X	E	E	G	X	C	X	X	E	E
Ketones	G	C	G	X	E	C	E	X		C	X	E	X	X	X	G	X	C	X
Kraft Liquor						G								E	E				
Lacquer Solvents	C	X	X	X	X	C	E	X		X	X	E	X	X	X	X		G	G
Lacquers		X	C	X	X		E	X	E	X	X					X		G	G
Lactic Acid, 28%						E							C	E	E				
Lactic Acid, Cold	X	E	E	E	E		E	E		E	E	E	G			E		E	E
Lactic Acid, Hot		C		X	X		E	E		X	X	X				X			
Lard		G	C	G	G	G	E	E		X	E	E	C	E	E	X	E	E	E
Lauric Acid													C	E	E				
Lauryl Alcohol		E	E	E	E		E	G	E	E	E					E		E	E
Lauryl Chloride						C							E	E	E				
Lauryl Sulfate						X							E	E	E				
Lavender Oil		X	X	X	X		E	E		X	G		X			X		G	G
Lead Acetate		C	E	G	E	E	E	E		E	G	G	C	E	E	X		E	E
Lead Arsenate						E								E	E				
Lead Nitrate		C	E	E	E	E	E	E		E	E			E	E	E		E	
Lead Sulfamate		G	E	E	E		E	E		G	G					G		E	E
Lead Sulfate		E	E	G	E		E	E		E	E	G						E	E
Lead Tetra-ethyl						E								E	E				
Lemon Juice														E	E				
Ligroin		X	X	E	X		E	E	G	X	E	E				X		E	E
Lime		E	E	E	E		E	E		E	E	E	G						E
Lime Bleach		G	E	G	E		E	E		E	E	G				E			
Lime Sulfur						G								E	E				
Lime Sulfur, Wet		G	E	E	C		E	E		C	E	G						E	E
Lime Water		E	E	E	E		E	E		X	C					X		E	
Limonene		X	X	X	X		E	E		X	X								
Lindol		G	E	X	E			E		X	X					X		E	E
Linoleic Acid		X	X	C	X		E	G		X	G		C	E	E	X		E	E
Linseed Oil	G	G	G	E	C	C	E	E		X	E	E	G	E	E	X		E	C
Liquid Soap		E	E	E	E		E	E	E	E	E					E		E	E
Liquors, Chemical						E								E	E				
Lubricating Oils, SAE	G	X	X	C	X	X	E	E		X	E	E	E	G	G	X	X	E	X
Lye		E	E	E	E			X		E	G					G		E	E
Lye Solutions	C	E	E	E	E		E	G		E	C	G	G			G	C	E	E
Magnesium Acetate		E	E	X	E		E	X		X	X		X			X			E

***Refer to the PVC and Thermoplastic Temperature/Pressure chart in this section.

(Continued on the following page)

Hose and Chemical Table (Continued)

Refer to *Names and General Properties of Hose Materials* table.

Key: E = Excellent G = Good C = Conditional
Blank = No Data X = Not Recommended

Chemical Or Material Conveyed	CPE	CSM	Chlorobutyl	Chloroprene	EPDM	EVA***	FEP/PTFE	FKM	MXLPE	Natural	Nitrile	Nylon	PU***	PVC***	PVC/PU***	SBR	TPV***	UHMWPE	XLPE
Magnesium Carbonate		E	E	E	E	E	E	E	E	E	E	E	E	E	E	E		E	E
Magnesium Chloride	G	E	E	E	E	E	E	E	E	E	E	E	E	E	E	E		E	E
Magnesium Hydrate		E	E	G	E	E	E	G		E	G	E	E	E	E			E	E
Magnesium Hydroxide	G	E	E	E	E	E	E	E		E	E	E	C	E	E	G		E	E
Magnesium Nitrate		E	E	E	E	E	E	E	E	E	E	E	E	E	E	E		E	E
Magnesium Sulfate	G	E	E	E	E	E	E	E		G	E	E	C	E	E	G		E	E
Magnesium Sulfite		E	E	E	E			E		G	E					G			
Malathion 50 In Aromatic Solvents		X	X	C	X		E	E	E	X	C					X		E	E
Maleic Acid		X	X	X	E		E	E		X	C	X	C			X		E	C
Maleic Acid (25% AQ)						E							C	E	E				
Maleic Anhydride		X	X	X	X		E	E		X	X					X			E
Malic Acid		G	X	G	X	G	E	E		E	E	X	C	E	E	G		E	E
Manganese Sulfate		E	G	E	E		E	E		G	E		E					E	E
Manganese Sulfide		E	E	G	G		E	E	E	C	E					E		E	E
Manganese Sulfite		E	E	G	G		E	E	E	C	E					E		E	E
MAPP				E	G						E					G			
Mayonnaise														E					
Mercuric Chloride		E	E	C	E	G	E	E	E	G	G		G	G	G	G		E	E
Mercuric Cyanide						G								X	X				
Mercurous Nitrate						G							G	G	G				
Mercury	G	E	E	E	E	G	E	E		E	E	E	E	G	G	E		E	E
Mercury Vapors		E	E	C	E		E	E		C	E					E			
Mesityl Oxide		X	C	X	G		E	X		X	X		X			X		E	E
Methacrylic Acid		C	G	G	G			X		X	X					X		E	E
Methallyl Alcohol		E	E				E	G		E	E	X						E	E
Methallyl Chloride	C											E						G	X
Methane		G	X	G	X		E	E		X	E					X		E	E
Methanoic Acid	X	E	E	E	E		E	X		C	C	X	X			E	E		
Methanol (Methyl Alcohol)	G	E	E	E	E		E	C		E	E	G	X			E	E	E	C
Methoxy Ethanol	E																		
Methoxyethoxy Ethanol	E																		
Methyl Acetate		C	G	C	G	X	E	X		X	X	E	X	X	X	X		E	E
Methyl Acetoacetate		X	G	X	G		E	X		X	X		X						E
Methyl Acetone		X	G	X	E		E	X		C	X							E	
Methyl Acetylene				E	G						E								
Propadiene																			
Methyl Acrylate		X	G	C	G		E	X	E	C	X					X		E	E
Methyl Allyl Alcohol		E	E				E	G		E	E								
Methyl Allyl Chloride	C	X	X					X		X						X			G
Methyl Amyl Carbinol		E	E				E	G		E	E								E
Methyl Benzene	C	X	X	X	X		E	E		X	X	E	X		X	X	X	E	X
Methyl Bromide		X	C	X	C	X	E	E		X	G	E	X	X	X	X	X	G	X
Methyl Butane		X	X	X	X		E	E			E		G						
1-Bromo-3 Methyl Butane		X	X	X	X		E	G		X	X								
1-Chloro-3-Methyl Butane		X	C	X	X		E	E		X	X	E							
Methyl Butanol	E	E	E	E	E		E	E		E	E	E	X			G	E	G	E
Methyl-2-Butanol	E	E	E					F		E						E			E
Methyl-2-Butanone	X	X	G	X	C		E	X		X	X	E	X			X			E
Methyl Butyl Ketone		X	E	X	E		E	X		X	X	E	X			X		E	
Methyl Carbitol		E	E				E			X	C								E
Methyl Cellosolve		C	G	G	G		E	X		X	C	E	X			X		E	E
Methyl Chloride	C	X	X	X	X	X	E	E		X	X	C	X	X	X	X	X	E	X
Methyl Cyanide		G	E	E	E		E	X		G	C	E							
Methyl Cyclohexane		X	X	X	X		E	G		X	X					X		G	G
Methyl Ethyl Ketone (MEK)	G	X	E	X	E	C	E	X		X	X	G	X	X	X	X	C	X	G
Methyl Formate		C	G	G	G		E	C	E	C	X					C		G	G
Methyl Hexanol		E	E				E	G		E	E							E	E

***Refer to the PVC and Thermoplastic Temperature/Pressure chart in this section.

(Continued on the following page)

Hose and Chemical Table (Continued)

Refer to *Names and General Properties of Hose Materials* table.

Key: E = Excellent G = Good C = Conditional
Blank = No Data X = Not Recommended

Chemical Or Material Conveyed	CPE	CSM	Chlorobutyl	Chloroprene	EPDM	EVA***	FEP/PTFE	FKM	MXLPE	Natural	Nitrile	Nylon	PU***	PVC***	PVC/PU***	SBR	TPV***	UHMWPE	XLPE
Methyl-2-Hexanone	C	X	G					X		X						X			E
Methyl Isoamyl Ketone	C					C								X	X				
Methyl-4-Isopropyl Benzene	C																		
Methyl Methacrylate		X	C	X	X		E	X		X	X	C	X			X	C	G	G
Methyl Normal Amyl Ketone		X	G				E	X		X	X								E
Methyl-2-Pentanol		E	E	E	E		E	C		G	G								
Methyl-2-Pentanone	X	X	C	X	G		E	X		X	X	G	X			X	X		
Methyl-3-Penten-1-One	C																		
Methyl 1-2,4-Pentanediol	E																		
Methyl-1-Propanol		E	E	E	E		E	E		E	G		X			E			
1-Bromo-2 Methyl Propane		X	X	X			E	G		X	X								
1-Chloro-2-Methyl Propane		X	X				E	G		X	X								
3-Chloro-2-Methyl Propane	G																		
Methyl-2-Propen-1-Ol		E	E	E	E		E	C		G	G								
Methyl Propyl Ether		G	X				E	E		X	X								E
Methyl Salicylate			G	X	C		E	G		X	X								
Methyl Styrene	C																		
Methyl Sulfate													E	E	E				
Methyl Sulfide		X	C				E			X	X								
Methyl Sulfuric Acid						E							X	E	E				
Methyl Tertiary Butyl Ether (MTBE)	X		G	X			G	X			X					X		G	
Methylallyl Acetate		G	E				E	X		X	X								E
Methylamyl Alcohol		E	E	E	E		E	C		G	G								E
Methylated Spirit						E													
Methylene Bromide		X	X	X	X		E	C		X	X							G	
Methylene Chloride		X	X	X	C	X	E	G		X	X	C	X	X	C	X	X	E	C
Methylhexyl Ketone		X	G				E	X		X	X								C
Methylisobutyl Carbinol		E	E	E	E		E	C		G	G								C
Methylisobutyl Ketone	X	X	C	X	G		E	X		X	X		X			X	X	E	E
Methylisopropyl Ketone	X	X	G	X	C		E	X		X	X	E	X			X			E
Methylacetonitrile		C	E	G			E	X		C	X		X				E		
Methylphenol		C	X	X	X		E	E		X	X		X						
Methylpropyl Carbinol		E	E				E	G		E	E								
Methylpropyl Ketone		X	G	X	G		E	X		X	X					X			E
Mil-A-6091		E	E	E	E			E		E	G		X			E			
Mil-E-9500		E	E	E	E			E		E	E		X			E			
Mil-F-16884		C	X	C	X			E		X	E		C			X			
Mil-F-17111		X	X	G	X			E		X	E		C			X			
Mil-F-25558B		G	X	G	X			E		X	E		G			X			
Mil-F-25576C		C	X	C	X			E		X	E		C			X			
Mil-F-7024A		X	X	X	X			E		X	E		G			X			
Mil-G-10924B		G	X	X	X			E		X	E		G			X			
Mil-G-25013D		G	X	G	X			E		X	E		C			X			
Mil-G-25537A		G	X	G	X			E		X	E		G			X			
Mil-G-4343B		G	C	G	C			E		C	G		E			C			
Mil-G-5572		X	X	X	X			E		X	E		G			X			
Mil-G-7711A		X	X	X	X			E		X	E		E			X			
Mil-H-13910B		G	G	G	E			E		G	G		X			E			
Mil-H-19457B		X	E	X	E			C		X	X		X			X			
Mil-H-22251		G	E	G	E			E			G					G			
Mil-H-27601A		C	X	G	X			E		X	G		C			X			
Mil-H-5606B		G	X	G	C			E		X	E		G			X			
Mil-H-6083C		G	X	G	X			E		C	E		G			X			
Mil-H-8446B		C	X	G	X			E		X	G		C			X			
Mil-J-5161F		X	X	X	X			E		X	G		C			X			
Mil-J-5624G (JP-3, JP-4, JP-5)		X	X	X	X			E		X	E		C			X			

***Refer to the PVC and Thermoplastic Temperature/Pressure chart in this section.

(Continued on the following page)

Hose and Chemical Table (Continued)

Refer to *Names and General Properties of Hose Materials* table.

Key: E = Excellent G = Good C = Conditional
Blank = No Data X = Not Recommended

Chemical Or Material Conveyed	CPE	CSM	Chlorobutyl	Chloroprene	EPDM	EVA***	FEP/PTFE	FKM	MXLPE	Natural	Nitrile	Nylon	PU***	PVC***	PVC/PU***	SBR	TPV***	UHMWPE	XLPE
Mil-L-15016		G	X	G	X			E		X	E		E			X			
Mil-L-17331D		G	X	G	X			E		X	E		E			X			
Mil-L-2104B		C	X	G	X			E		X	E		E			X			
Mil-L-21260		G	X	G	X			E		X	E		E			X			
Mil-L-23699A		C	X	C	X			E		X	G		C			X			
Mil-L-25681C		G	E	G	E			E		G	G		C			G			
Mil-L-3150A		G	X	G	X			E		X	E		G			X			
Mil-L-3545B		C	X	G	X			E		C	G		C			X			
Mil-L-4339C		X	X	X	X					X	E					X			
Mil-L-6082C		G	X	G	X			E		X	E		E			X			
Mil-L-6085A		X	X	X	X			E		X	G		C			X			
Mil-L-7870A		X	X	G	X			E		X	E		X			X			
Mil-L-9000F		C	X	G	X			E		X	E		C			X			
Mil-L-9236B		X	X	X	X			E		X	G		X			X			
Mil-O-5606								E			E								
Mil-O-7808		X	X	X	X		E	E		X	G		X			X			
Mil-P-27402		G	E	G	E						G					G			
Mil-S-3136B Type 1 Fuel		G	X	G	X			E		X	E		G			X			
Mil-S-3136B Type 2 Fuel		X	X	X	X			E		X	C		G			X			
Mil-S-3136B Type 3 Fuel		X	X	X	X			E		X	C		G			X			
Mil-S-3136B Type 4 Oil, low swell		E	X	E	X			E		X	E		E			X			
Mil-S-3136B Type 5 Oil, med swell		G	X	G	X			E		X	E		G			X			
Mil-S-3136B Type 6 Oil, high swell		X	X	X	X			E		X	E		G			X			
Mil-S-81087		E	E	E	E			E		E	E		E			E			
Milk						G								E					
Mineral Oil	G	E	X	E	X	C	E	E		X	E	E	E	G	E	X	X	E	E
Mineral Spirits		G	X	X	X		E	E		X	E	E	G			X		E	E
Mobile HFA					X		E				E	E							
Molasses						E							E	E	E				
Molten Sulfur		E	G	E	E		E	E		G	G		G					X	X
Monobutyl Ether		X	X	C	X		E	X		X	C		X			X			E
Mono-Chloroacetic Acid	X	X	G	E	C		E	G		C	X	X	X			X	X		E
Monochlorobenzene		X	X	X	X		E	E		X	X	G	X	X	X	X	X	G	X
Monochlorodifluoromethane	C	E	X	E	E		E	X		C	X	C				E	X		C
Monoethanol Amine		C	G	G	G		E	X		G	G	E	X			G		E	E
Monoethyl Amine		C	G	X	E		E	X		C	X	G	X			C			C
Monomethylamine		C	C	C	E		E	C		C	G	E							E
Monomethylether		C	E	E	E			C		G	E					G		E	E
Monovinyl Acetate		C	G	X	C			E		X	X					X		E	E
Morpholine				X	X		E				X	E							
Motor Oil		G		G	X		E	E			E	G	G					E	E
MTBE	X		G	X			G	X			X					X		G	E
Muriatic Acid	X	C	C	C	C		E	C	E	C	C	X	C			X	E	E	E
Na-K					X		X			X									
Naphtha	E	X	X	X	X	X	E	E		X	E	E	C	X	C	G	X	E	E
Naphthalene	C	X	X	X	X	X	E	E		X	X	E	G	X	X	X	C	E	X
Naphthenic Acids	E	X		X	X		E	E		X	G					X			
Neatsfoot Oil		G	G	G	G		E	E	E	X	E					X		E	E
Neohexane		X	X				E	E		X	E								E
Neon Gas		E	E	E	E		E	E		E	E	E	E			E	E		
Nickel Acetate		X	E	G	E	E	E	X		E	G		X	E	E	X		E	E
Nickel Chloride	X	E	E	G	E	E	E	E		E	E	X	C	E	E	E		E	E

***Refer to the PVC and Thermoplastic Temperature/Pressure chart in this section.

(Continued on the following page)

Hose and Chemical Table (Continued)

Refer to *Names and General Properties of Hose Materials* table.

Key: E = Excellent G = Good C = Conditional
Blank = No Data X = Not Recommended

Chemical Or Material Conveyed	CPE	CSM	Chlorobutyl	Chloroprene	EPDM	EVA***	FEP/PTFE	FKM	MXLPE	Natural	Nitrile	Nylon	PU***	PVC***	PVC/PU***	SBR	TPV***	UHMWPE	XLPE
Nickel Nitrate		E	E	E	E	E	E	E		E	E	G	E	E	E			E	E
Nickel Plating Solution		G	G	C	G					E	G					X		E	
Nickel Sulfate	X	E	E	E	E	E	E	E		G	E	G	C	E	E	G		E	E
Nicotine						E							C	E	E				
Nicotine Acid						E							C	E	E				
Nietylene										E									
Niter Cake		E	E	E	E		E	E	E	E	E					E		E	E
Nitric Acid, 1-10%	X	G	E	G	E	G	E	X		X	X	C	X	E	G	X	E	E	E
Nitric Acid, 10%-25%	X	G	G	X	E		E	X		X	X	X	X			X		E	E
Nitric Acid, 25%-40%	X	C	C	X	G	C	E	C		X	X	X	X	G	G	X		G	G
Nitric Acid, 40%-60%	X	X	X	X	X	C	E	C		X	X	X	X	G	G	X		C	C
Nitric Acid, 70%						X							X	X	X				
Nitric Acid, Anhydrous						X							X	X	X				
Nitric Acid, Conc (16N)	X	X	X	X	X		E	E		X	X	X	X			X	X	E	G
Nitric Acid, Red Fuming	X	X	C	X	X		E	C		X	X	X	X			X	X	X	X
Nitrioltriethanol		E	G	X	E		E	X		G	C	X	X			G		E	E
Nitrobenzene	C	X	G	X	X	X	E	C		X	X	C	X	X	X	X		E	X
Nitroethane		C	G	C	G		E	X		G	X		X			G	E	E	E
Nitrogen		E	E	E	E		E	E	E	E	E	E	E			E		E	E
Nitrogen Tetraoxide		X	X	X	X		E	X		X	X					X		X	X
Nitromethane		C	G	X	G		E	X		G	X	E	X			C		E	E
Nitropropane		C	E	C	G		E	X	E	C	X					C		E	E
Nitrous Oxide Gas		E	E	G	E		E	E	E	E	E	C	G			E		E	E
N-Nonyl Alcohol		E	E				E	G		E	E								
Nonanoic Acid		X	E				E			X	E								
N-Serv							E	E				E							C
Nuto H					X		E				E	E							
Nyvac Light					E		E				X	E							
Octadecanoic Acid		X	G	G	C		E	C	E	X	E					X		E	E
Cis-9-Octadecenoic Acid	X	G	X	C	C		E	E		X	E	E	G			X		E	E
Octane		X	X	G	X		E	E	G	X	E					X		G	G
N-Octane		X	X	C	X		E	E		X	E		X			X		G	E
Octanoic Acid		G	C				E			C	C								
2-Octanone		X	G	X	G		E	X		X	X		X			X			
Octyl Acetate		E	E				E	X		X	X							E	E
Octyl Alcohol		G	G	G	G		E	G		G	G		X			G		E	E
Octyl Aldehyde		X	C				E	X		X	X								E
Octyl Amine		C	E				E	X		C	C								C
Octyl Carbinol		E	E				E	G		E	E								E
Octylene Glycol		E	E	E	E		E	E	E	E	E							E	C
Oil, Petroleum	G	G	X	G	X	G	E	E		X	E	G	G	E	E	X	C	E	E
Oils & Fats						G							E	E	E				
Oleic Acid	X	G	X	C	C	X	E	E		X	E	E	G	G	G	X		E	E
Oleum	X	X	X	X	X	X	E	G		X	X	X	X	X	X	X		X	X
Olive Oil		G	G	G	G		E	E	E	X	E	E	E			X		G	C
Orange Juice														E					
Orthoxylene	C	X	X	X	C		E	E		X	X	G	X			X	X	X	X
Oxalic Acid	X	E	E	G	E	G	E	E		C	G	E	C	E	E	G	E	C	C
Oxydiethanol	E											X							E
Oxygen						G							E	E	E				
Oxygen, Cold		G	E	E	E		E	E	E	G	C					C		E	E
Oxygen, Hot		X	E	E	E		E	E		G	C					C		E	E
Ozone		E	G	C	E	X	E	E		X	X	C	E	C	C	X		G	C
Paint Thinner		X	X	X	X		E	G	G	X	X	G	X			X		E	E
Palm Oil		G	E	G	G		E	E	E	X	E					X		E	E
Palmitic Acid	G	C	G	G	G		E	E		E	E	C	E			G	E	E	G

***Refer to the PVC and Thermoplastic Temperature/Pressure chart in this section.

(Continued on the following page)

Hose and Chemical Table (Continued)

Refer to *Names and General Properties of Hose Materials* table.

Key: E = Excellent G = Good C = Conditional
Blank = No Data X = Not Recommended

Chemical Or Material Conveyed	CPE	CSM	Chlorobutyl	Chloroprene	EPDM	EVA***	FEP/PTFE	FKM	MXLPE	Natural	Nitrile	Nylon	PU***	PVC***	PVC/PU***	SBR	TPV***	UHMWPE	XLPE
Palmitic Acid, 10%						E							X	E	E				
Palmitic Acid, 70%						C							X	C	C				
Papermakers Alum		E	E	E						E	E								
Para Methoxypropenyl Benzene	X	X	X				E	G		X		G							
Paraffin		X	X	E	X	C	E	E	E	X	E		E	E	E	X		X	X
Paraffin Wax		X	X	G	X		E	E		X	E	E	G	E	E	E		E	X
Paraformaldehyde		G	G	G	G		E	C		D	G					X		E	E
Paraldehyde		X	E	C	E		E	X		C	C								E
Paraxylene		X	X	X	X		E	E		X	C	E	C						X
Peanut Oil		G	C	G	X		E	E	E	X	E					X		E	E
Pelargonic Alcohol		E	E				E	G		E	E								E
Pentachloroethane		X	X	X			E	E		X	X								E
Pentadione	G																		
Pentamethylene		X	X	E	X		E	E		X	G								
Pentane		C	X	C	X		E	E		X	E	G	C	C	C	X		G	G
Pentanol		E	E	E	E		E	G		E	E		C						
Pentanone		X	G	X	G		E	X		X	X								E
4-Hydroxy-4-Methyl-2-Pentanone		C	E	C	E		E	X		C	X	G	X			C			E
Pentasol		E	E	E	E		E	G		E	G		X			G			E
Pentyl Acetate		X	G	X	E		E			X	X	G	X			X	X		
Pentyl Alcohol	E	E	E	E	E		E	E		E	G	E	X			E	E		
Pentyl Bromide							E	G											
Pentyl Chloride	C	X	X	X	X		E	E		X		E	C			X			G
Pentyl Ether		C					E				C								
Pentylamine		C	G	X	X		E	X		C	C								
2,4-Di-Sec-Pentylphenol	E																		
Peracetic Acid, 40%													X	X	X				
Perchloroethylene														X	X				
Perchloric Acid		E	G	E	G		E	E	B	G	X					X		E	E
Perchloric Acid, 10%						G							X	G	G				
Perchloric Acid, 70%						G							X	C	C				
Perchloroethylene	C	X	X	X	X		E	E		X	C	E	X			X	X	G	X
Perchloromethane			X	X			E			X	X								
Petrol						X								X	X				
Petrolatum		C	X	E	X			E		X	E					X		E	E
Petroleum Crude		G	X	G	X		E	E		X	E	G	E			X		E	G
Petroleum Ether		X	X	C	X	X	E	E		X	E	E	G	C	C	X		E	C
Petroleum Oils	G	G	X	G	X		E	E		X	E	G	G			X	C	E	C
Phenbo													X					E	
Phenol		X	G	X		X	E	E		X	X	X	X	X	X	X	X	E	C
Phenolsulfonic Acid		X	C				E	X		X	X		G					G	G
Phenylamine		X	E	X	G		E	E		X	X		C						
Phenylbromide		X	X	X	X		E	G		X	X		X						
Phenylbutane	C																		
Phenylchloride		X	X	X	X		E	E		X	X		X						E
Phenylethylene		X	X	X	X		E	G		X	X		C			X			
Phenylhydrazine		C	G	X	C			E		C	X			X	X	X		E	E
Phenylhydrazine Hydrochloride														C	C				
Phenylmethane		X	X	X	X		E	E		X	X		X						
Phenylmethanol		G	G	X	G		E	E		X	X	C	X			X	X	E	E
Phenylmethyl Acetate		G	E				E	X		X								E	E
Phorone		X	E	X	G		E	C	E	X	X					X		E	E

***Refer to the PVC and Thermoplastic Temperature/Pressure chart in this section.

(Continued on the following page)

Hose and Chemical Table (Continued)

Refer to *Names and General Properties of Hose Materials* table.

Key: E = Excellent G = Good C = Conditional
Blank = No Data X = Not Recommended

Chemical Or Material Conveyed	CPE	CSM	Chlorobutyl	Chloroprene	EPDM	EVA***	FEP/PTFE	FKM	MXLPE	Natural	Nitrile	Nylon	PU***	PVC***	PVC/PU***	SBR	TPV***	UHMWPE	XLPE
Phosgene, Gas						C								C	C				
Phosgene, Liquid														X					
Phospahte Esters	G	X	E	X	E		E	C		X	X	E	X			X	E		
Phosphoric Acid, 10%	X	E	G	E	E	E					E		X	E	E	G			
Phosphoric Acid, 10%-85%	X	E	G	E	E	E	E	E		G	X	X	X			G		E	E
Phosphorous Pentoxide						G								C	C				
Phosphorous Trichloride		X	E	X	E	C	E	E		X	X			X	X	X		E	E
Phosphorus, Yellow						X								G	G				
Photographic Developers						E							C	C	C				
Photographic Emulsions						E								C	C				
Photographic Fixers						E								C	C				
Di(2Ethylhexyl) Phthalate		X	G	X	G		E	G		X	X	E	X			X			
Pickling Solution		C	C	C	C		E	G	G	C	C					C		E	E
Picric Acid						G							X	X	X				
Picric Acid, H2O Solution	X	E	C	C	C					C	C					G			
Picric Acid, H2O Solution							C	E				X	G				X		E
Picric Acid, Molten		G	C	C	C		E	C	G	C	C					C		X	X
Pine Oil		X	X	X	X		E	E		X	G		E			X		E	X
Pinene		X	X	X	X		E	E		X	G		G			X		E	E
Piperidine		X	X	X	X		E	X	C	X	X					X		G	G
Pitch		C	X	G	X		E	C	G	X	G			G	G	X		E	E
Plating Solution, Brass						C							E	E	E				
Plating Solution, Cadmium						C							E	E	E				
Plating Solution, Chrome		C	E	G	E		E	G	E	X	G					X		E	E
Plating Solution, Chromium						X							G	G	G				
Plating Solution, Copper						C							E	E	E				
Plating Solution, Gold						C							E	E	E				
Plating Solution, Judium						C							E	E	E				
Plating Solution, Lead						C							E	E	E				
Plating Solution, Nickel						C							E	E	E				
Plating Solution, Rhodium						C							E	E	E				
Plating Solution, Silver						C							E	E	E				
Plating Solution, Tin						C							E	E	E				
Plating Solution, Zinc						C							E	E	E				
Poly Chlorinated Biphenol							E	E											
Polyethylene Glycol	E	E	E	E	E		E	E	E	E	E					E		E	E
Polyol Ester				G								G	X						
Polypropylene Glycol		E	E				E	E		E	E								
Polyvinyl Acetate Emulsion (PVA)		G	E	G	E		E	C		C	C					C		E	E
Potassium Acetate		C	E	G	E		E	C		E	G	G	X			X		E	E
Potassium Acid Sulfate						G							E	E	E				
Potassium Antimonate						E							E	E	E				
Potassium Bichromate						E							E	E	E				
Potassium Bisulfate		E	E	E	E		E	E		E	E	G				G		E	E
Potassium Bisulfite		E	E	E	E		E	E		E	E	G				G		E	E
Potassium Bisulphate						E							E	G					
Potassium Borate, 1%						E							E	E	E				
Potassium Bromate, 10%						E							E	E	E				
Potassium Bromide						E							E	E	E				
Potassium Carbonate		E	E	E	E		E	E	E	E	E	E	C	E	E	E		E	E
Potassium Chlorate						E							G	E	E				
Potassium Chloride	G	E	E	E	E		E	E		E	E	E	E	E	E	E		E	E
Potassium Chromate		C	G	E	E		E	E		G	E	G	G			G		E	E
Potassium Chromate, 40%						E							G						
Potassium Cuprocyanide						E								E	E				
Potassium Cyanide	G	E	E	G	E	C	E	E		E	E	E	E	C	C	E		E	E

***Refer to the PVC and Thermoplastic Temperature/Pressure chart in this section.

(Continued on the following page)

Hose and Chemical Table (Continued)

Refer to *Names and General Properties of Hose Materials* table.

Key: E = Excellent G = Good C = Conditional
Blank = No Data X = Not Recommended

Chemical Or Material Conveyed	CPE	CSM	Chlorobutyl	Chloroprene	EPDM	EVA***	FEP/PTFE	FKM	MXLPE	Natural	Nitrile	Nylon	PU***	PVC***	PVC/PU***	SBR	TPV***	UHMWPE	XLPE	
Potassium Dichromate	X	E	E	E	E		E	E		C	E	G	G			G		G	G	
Potassium Dichromate, 49%						E							G	E	E					
Potassium Ferricyanide						E							E	E	E					
Potassium Fluoride						E							E	E	E					
Potassium Hydrate		E	E	G	G		E	C		G	G	G	G			G		E	E	
Potassium Hydroxide	X	E	G	G	E		E	G		G	G	G	C			G	G	E	E	
Potassium Hydroxide, 10%						E							C	E	E					
Potassium Hydroxide, 20%						E							X	E	E					
Potassium Hydroxide, 35%						G							X	E	E					
Potassium Hypochlorite						E							X	G	G					
Potassium Nitrate		E	E	E	E	E	E	E		E	E	E	E	E	E	E		E	E	
Potassium Perborate						E							E	E	E					
Potassium Perchlorite						G							G	E	E					
Potassium Permanganate		X	E	X	E		E	E	E	X	X					X		E	E	
Potassium Permanganate, 10%						X							G	G	E					
Potassium Permanganate, 5%		G	E	E	E		E	E		E	C	X	X			G		E	G	
Potassium Persulfate						E							E	E	E					
Potassium Phosphate						E														
Potassium Silicate		E	E	E	E		E	E		E	E	G	E			E		E	E	
Potassium Sulfate		E	E	E	E	E	E	E		E	E	E	E	E	E	G		E	E	
Potassium Sulfide		E	E	E	E	E	E	E		G	E	E	E	E	E	G		E	E	
Potassium Sulfite		E	E	E	E		E	E		G	E	E	E	E	E	G		E	E	
Potassium Thiosulfate						E							E	E	E					
Power Steering Fluid													E	E	E					
Prestone Antifreeze							E	E				G	X				E	E	E	
Producer Gas		G	X	G	X		E	E		X	E		E			X				
Propane						X							C	C	C					
Propanediol		E	C	C	E		E	E		E	E		G			E				
Propanetriol	E	E	E	E	E	E	E	E		E	E	G	C			E	X	E	E	
Propanol (Propyl Alcohol)						E	E	E				E	X	E	E		E	E	E	
1-Amino-2-Propanol		C	E				E	X		G	G									
Propanolamine	E																			
Propanone	G	X	E	X	E		E	X		C	X	E	X			C	E	E	C	
Chloro-2-Propanone		X	X	C	E		E	X		X	X		X			X				
Propargyl Alcohol						E								E	E					
Propen-1-Ol							E	G											E	E
Propenediamene	E																			
Propenenitrile			X	X			E			G	X									
Propenyl Alcohol		E	E	E	E		E	G		E	E							E	E	
Propenylanisole		X	X				E	G		X	X									
Propionic Acid		G	E	C	E		E	X		E	C		X			X			E	
Propionitrile			E	G	E		E	X		E	X						X			
Propyl Acetate		X	G	X	E		E	X		X	X		X			X		E	E	
Propyl Alcohol (Propanol)		E	E	E	E	E	E	E		E	E	E	X	E	E	E	E	E	E	
Propyl Aldehyde		X	G				E	X		C	X							E	E	
Propyl Benzene	C																			
Propyl Chloride		X	C				E	G		X	X							E	E	
Propyl Ether	E																			
Propyl Nitrate		X	G	X	G		E	X		X	X		X			X				
Propylene		X	X	X	X		E	E		X	X		X			X				
Propylene Diamine		C	E				E			G	G									
Propylene Dichloride		X	X	X	X	X	E	G		X	X		X	X	X	X		G	G	
Propylene Glycol	E	E	E	E	E	E	E	E		E	E	G	X			E	X	E	E	
Prune Juice														E						
Pydraul Hydraulic Fluids		D	G	D	G		E	C	E	X	X	G	X			X		G	G	
Pyranol		X	X	X	X			E		X	C					X		E	E	

***Refer to the PVC and Thermoplastic Temperature/Pressure chart in this section.

(Continued on the following page)

Hose and Chemical Table (Continued)

Refer to *Names and General Properties of Hose Materials* table.

Key: E = Excellent G = Good C = Conditional
Blank = No Data X = Not Recommended

Chemical Or Material Conveyed	CPE	CSM	Chlorobutyl	Chloroprene	EPDM	EVA***	FEP/PTFE	FKM	MXLPE	Natural	Nitrile	Nylon	PU***	PVC***	PVC/PU***	SBR	TPV***	UHMWPE	XLPE
Pyridine		X	G	X	G		E	X	G	X	X					X		E	E
Pyroligneous Acid			G	G	G			E		C	C					C		E	E
Pyrrole		X	G	X	C			C		C	X					G		E	E
Quintolubric 822 Series			X	X	X			G		X	G								
Rape Seed Oil		G	E	G	G		E	E	E	X	G					X		G	G
Red Oil	X	G	X	C	C		E	E		X	E	E	G			X		E	C
Resorcinol			X	X	G		E	E				X	X			G	X	E	E
Rosin Oil		G	X	E	X			E		X	E					X		E	E
Rotenone And Water		E	E	E	E			E		E	E					E		E	E
SAE Oil #10	G	X	X	C	X		E	E		X	E	E	E			X	X		C
Salicylic Acid		E	E	X	E	E	E	E	E	E	X					G		E	E
Sea Water		E	E	G	E	E	E	E	E	E	E	E	C	E	E	E	E	E	E
Selenic Acid						G							X	E	E				
Sewage		E	G	G	E		E	E		G	E	G	X			G	G	X	E
Shortening G						E								G					
Silicate Esters		G	C	E	X		E	E		X	G	G	E			X		C	
Silicate of Soda		E	E	E	E		E	E		E	E	E						E	E
Silicic Acid						E							X	E	E				
Silicone Fluids						E													
Silicone Grease		E	E	E	E		E	E		E	E	E	E			E		G	E
Silicone Oil		E	E	E	E		E	E		C	E	E	E			E		E	E
Silver Cyanide						E							E	E	E				
Silver Nitrate		E	E	E	E	E	E	E		E	G	E	E	E	E	E		E	E
Silver Plating Solutions						E							E	E	E				
Skelly Solvent		C	X	G	X			E		X	E					X		E	E
Skydrol Hydraulic Fluids		X	E	X	E		E	X	E	X	X					X		E	E
Soap Solutions	G	E	G	G	E	G	E	E		G	E	E	E	E	E	G	E	E	E
Soda Ash	G	E	E	E	E		E	E		E	E	G	G			E		E	E
Soda Lime		G	E	G	E		E	G		E	G		C					E	E
Soda, Caustic	C	E	E	E	E		E	X		G	C	G	G			E	C	E	E
Sodium Acetate		C	E	G	E	E	E			E	G	G	X			X		E	E
Sodium Acid Sulfate						E							E	E	E				
Sodium Aluminate		E	E	E	E		E	E		G	E	G				G		E	E
Sodium Antimonate						E							E	E	E				
Sodium Arsenite						E							E	E	E				
Sodium Benzoate						E							E	E	E				
Sodium Bicarbonate		E	E	E	E	E	E	E		E	E	E	E	E	E	E		E	E
Sodium Bisulfate	X	E	E	E	E	E	E	E		E	G	C	E	E	E	G		E	E
Sodium Bisulfite		E	E	E	E	E	E	E		E	E	E	E	E	E	G		E	E
Sodium Borate		E	E	E	E		E	E		E	E	E	G			E		E	E
Sodium Bromide						E							E	E	E				
Sodium Carbonate	G	E	E	E	E	E	E	E	E	E	E	G	G	E	E	E		E	E
Sodium Chlorate						E							G	G	G				
Sodium Chloride	G	E	G	E	E	E	E	E		E	E	E	E	E	E	E	C	E	E
Sodium Chromate		C	E	C	G		E	C		X	X					X		G	G
Sodium Cyanide	G	E	E	E	E	E	E	E		E	E	E	G	E	E	E		E	E
Sodium Dichromate		G	E	G	C	E	E	E		C	E	G	G	E	E	G		E	E
Sodium Ferrocyanide						E							E	E	E				
Sodium Fluoride		E	E	E	E	E	E	E	E	E	E		E	E	E	E		E	E
Sodium Hydrate		G	E	G	E		E	G		E	G	G	C			G			E
Sodium Hydrochlorite		E	G	C	G		E	E		C	C	G	C			G			E
Sodium Hydroxide	C	E	E	G	E		E	C		E	C	G	C			G	C	E	E
Sodium Hydroxide, 10%						E							G	E	E				
Sodium Hydroxide, 35%						E							C	E	E				
Sodium Hydroxide, 50%														G					
Sodium Hypochlorite	X	G	G	C	G	E	E	C		X	X	X	C	E	E	C	C	E	G

***Refer to the PVC and Thermoplastic Temperature/Pressure chart in this section.

(Continued on the following page)

Hose and Chemical Table (Continued)

Refer to *Names and General Properties of Hose Materials* table.Key: E = Excellent G = Good C = Conditional
Blank = No Data X = Not Recommended

Chemical Or Material Conveyed	CPE	CSM	Chlorobutyl	Chloroprene	EPDM	EVA***	FEP/PTFE	FKM	MXLPE	Natural	Nitrile	Nylon	PU***	PVC***	PVC/PU***	SBR	TPV***	UHMWPE	XLPE
Sodium Metaphosphate		G	G	G	E		E	E		E	E	E	G			E		G	E
Sodium Nitrate	G	E	E	G	E	E	E	E		G	G	E	G	E	E	G		E	E
Sodium Nitrite		E	E	E	E	E	E	E	E	E	E	E	E	E	E	E		E	E
Sodium Perborate	X	G	E	G	E		E	E		G	G	G	G			G		E	E
Sodium Peroxide	X	G	E	G	E		E	E		G	G	X	X			G		E	E
Sodium Phosphate		E	E	C	E		E	E		E	E	E	E			E		E	E
Sodium Phosphate, Acid						E							U	G	G				
Sodium Silicate	G	E	E	E	E	E	E	E		E	E	E	G	E	E	E		E	E
Sodium Sulfate	G	E	E	E	E	E	E	E		G	E	E	E	E	E	G		E	E
Sodium Sulfide	G	E	E	E	E	E	E	E		G	E	E	E	E	E	G		E	E
Sodium Sulfite		E	E	E	E	E	E	E		G	E	E	E	E	E	G		E	E
Sodium Thiosulfate		E	E	E	E	E	E	E		E	E	G	E	E	E	G		E	E
Soft Drinks						G								E					
Soya Oil														E					
Soybean Oil	G	E	C	E	X		E	E		X	E	E	G	G		X		E	E
Stannic Chloride	X	C	G	C	E	E	E	E		G	E	C	G	E	E	E		E	E
Stannic Sulfide		E	E				E	E		E	E								E
Stannous Chloride		E	G	E	C	E	E	E		E	E	G	C	E	E	E		E	
Stannous Sulfide		E	E				E	E		E	E								E
Starch						E													
Stearic Acid	G	C	G	G	G	E	E	E		C	E	E	E	C	C	G	E	E	E
Stoddard Solvent	G	X	X	C	X	C	E	E		X	E	E	G	C	C	X	X	E	E
Styrene Monomer		X	X	X	X	E	E	E	E	X	X	E	C			X		G	G
Sugar Solutions		E	E	E	E	E	E	E	E	E	E					E		E	E
Sulfamic Acid		E	E	G	X		E	E		G	C		X						C
Sulfite Liquors		E	E	G	G		E	E		G	G					G		E	E
Sulfonic Acid		C	X	C	X		E	X		X	X					X		G	G
Sulfur		F	F	X	F		E	G		X	X			G	G	X		E	X
Sulfur, Molten		E	E	E	E					G	G					G			
Sulfur Chloride	G	C	X	C	X		E	E		X	C	C	C			X		E	E
Sulfur Dioxide		C	G	X	E		E	E		C	X	X				C		G	C
Sulfur Dioxide Gas, Dry						E								E	E				
Sulfur Dioxide Gas, Wet						E								C	C				
Sulfur Dioxide, Liquid						X								C	C				
Sulfur Hexafluoride		E	E	E	E		E	E	E	E	E					E		E	E
Sulfur Trioxide		B	C	C	C		E	E	G	X	C					C		D	G
Sulfur Trioxide, Dry		C	G	X	G		E	E		C	X	X	G			X		X	G
Sulfur, Molten							E	E										E	C
Sulfuric Acid, 1%-60%						G								E	E				
Sulfuric Acid, 70%						C								E	E				
Sulfuric Acid, 95%						X								X	X				
Sulfuric Acid, 95% Fuming						X								C	C				
Sulfuric Acid, 25%	X	E	G	E	E		E	E		G	E	X	X			G	E	E	E
Sulfuric Acid, 25%-50%	X	G	G	E	E		E	E		G	E	X	X			G		E	E
Sulfuric Acid, 50%-96%	X	C	X	C	G		E	E		X	C	X	X			X		E	E
Sulfuric Acid, 60% (200°F)	X		X	X	X						X	X				X		X	X
Sulfuric Acid, Conc. 96%-98%	X	X	X	X	X		E	G		X	X	X	X			X		E	C
Sulfuric Acid, Fuming	X	X	X	X	X		E	G		X	X	X	X			X		X	X
Sulfurous Acid, 10%	X	E	E	G	E	E	E	E		G	C	X				G		E	E
Sulfurous Acid, 10%-85%	X	E	E	C	G		E	G		G	C	X	X			C		X	E
Sulfurous Acid, 30%						X													
Sulphur Trioxide						X								E	E				
Sutan							E	F											E
Tall Oil		C	X	C	X		E	E		X	E		E			X		E	G
Tallow		C	G	G	E	E	E	E		C	E	E	E			X		E	E
Tannic Acid	X	E	E	E	E	E	E	E		E	E	G	E	E	E	G	E	E	E

***Refer to the PVC and Thermoplastic Temperature/Pressure chart in this section.

(Continued on the following page)

Hose and Chemical Table (Continued)

Refer to *Names and General Properties of Hose Materials* table.

Key: E = Excellent G = Good C = Conditional
Blank = No Data X = Not Recommended

Chemical Or Material Conveyed	CPE	CSM	Chlorobutyl	Chloroprene	EPDM	EVA***	FEP/PTFE	FKM	MXLPE	Natural	Nitrile	Nylon	PU***	PVC***	PVC/PU***	SBR	TPV***	UHMWPE	XLPE
Tanning Extracts						E													
Tanning Liquors						C													
Tar, Bituminous	G	C	X	C	X		E	E	E	C	G	G	G	E	E	X		E	E
Tar, Camphor	C	X	X	X	X		E	E	E	X	X	E	G			X	C	E	X
Tartaric Acid	X	E	G	E	C	E	E	E		E	E	E	E	E	E	G	E	E	E
Tea, Brewed						G								E	E				
Telone 2																			E
Terpinol	E	X	C	X	C		E	E	E	X	G	G	G			X		G	G
Tertiary Butyl Alcohol		G	G	G	G		E	E		G	G		X			G		E	E
Tertiary Butyl Amine		X			G														
Tertiary Butyl Mercaptan		X	X	X	X		E	E		X	X		X			X			
Tetrachlorobenzene		X	X				E	G		X	X		G						G
Tetrachloroethane		X	X	X	X		E	E		X	X		X			X	C	C	
Tetrachloroethylene		X	X	X	X		E	E		X	C	E	X			X		G	X
Tetrachloromethane		X	X	X	X		E	E		X	X	E	C					C	X
Tetrachloronaphthalene		X	X				E	G		X	X							C	G
Tetraethyl Lead		X	X	C	X		E	E	G	X	G		G	G	G	X		E	E
Tetraethylene Glycol		E	E				E	E		E	E								
Tetraethylorthosilicate			E	X			E			X	X								
Tetrahydrofuran (THF)		X	G	X	X		E	X		X	X	G	X			X	X	C	X
Tetrahydrofurane						X							X	X	X				
Thionyl Chloride		X	X	X	X	X	E	G		X	X		X	X	X	X		E	
Tin Chlorides		E	G	C	E		E	E		E	E	C	G	E	E			E	E
Tin Tetrachloride		E	E	E	E		E	E	E	E	E					E		E	E
Titanium Tetrachloride		X	X	X	X		E	E		X	C		X	E	E	X		G	X
Titanium Trichloride						X													
Toluene	C	X	X	X	X	X	E	E		X	X	E	X	X	C	X	X	E	X
Toluene Diisocyanate (TDI)		X	E	X	E		E	G		C	C					C		E	E
Toluidine		X	X				E	G		X	X								
Tomato Juice						C								E					
Toxaphene		X	X	G	X			E		X	G					X		E	E
Transformer Oils, Chlorinated Phenyl Base Askerels		X	X	X	X		E	E	G	X	X					X		G	G
Transformer Oils, Petroleum Base		G	X	G	X		E	E	E	X	E		E			X		E	E
Transmission Fluid													E	E	E				
Transmission Fluids, A		X	X	C	X		E	E	E	X	G	G	E			X		A	A
Transmission Fluids, B		X	X	X	X			E		X	C					X		A	A
Tri (2-Hydroxyethyl) Amine		E	G	X	E		E	X		G	C		X			G			
Tributyl Amine		C	E				E			G	G								
Tributyl Phosphate		X	G	X	E		E	X		C	X	G	X	X	X	X		E	E
Tricetin		G	E	G	E			X		E	G					G		E	E
Trichloroacetic Acid		C	G	X	G		E	X		C	C	X	X			X		E	E
Trichlorobenzene		X	X	X		X	E	G		X	X		X	X	X	X			
Trichloroethane		X	X	X	X		E	E		X	X	E	X			X			
Trichloroethylene	C	X	X	X	X	X	E	E		X	X	G	X	X	C	X	X	C	X
Trichloromethane	X	X	X	X	X		E	E		X	X	C	X			X	X	C	C
Trichloropropane		X	X	X	X		E	E		X	X					X		E	E
Trichlorotoluene							E				X								
Tricresyl Phosphate (TCP)		X	E	C	E	X	E	E		C	X	G	X	X	X	X		E	E
Triemethyl Propane														C	C				
Triethanolamine		E	G	X	E	C	E	X		G	C	E	X	C	G	G		E	E
Triethylamine			C	G	E		E	E		G	E	E	X	G	G	X			
Triethylene Glycol		E	E				E	E		E	E								E

***Refer to the PVC and Thermoplastic Temperature/Pressure chart in this section.

(Continued on the following page)

Hose and Chemical Table (Continued)

Refer to *Names and General Properties of Hose Materials* table.

Key: E = Excellent G = Good C = Conditional
Blank = No Data X = Not Recommended

Chemical Or Material Conveyed	CPE	CSM	Chlorobutyl	Chloroprene	EPDM	EVA***	FEP/PTFE	FKM	MXLPE	Natural	Nitrile	Nylon	PU***	PVC***	PVC/PU***	SBR	TPV***	UHMWPE	XLPE
Trihydroxybenzoic Acid		G	G	G	G		E	E		E	G	G	X			G		G	
Trimethyl Pentanes, Mixed	E	C	X	C	X		E	E		X	E	E	G			X	X	E	
Trimethyl Pentene	E											E						E	
Trimethylamine	E						E											E	E
Trinitrotoluene (TNT)		G	X	G	X			G		X	X					X		X	X
Triphenyl Phosphate		C	E	C	G		E	C		X	X					X		E	E
Trisodium Phosphate		E	E	E	E					E	E					E			
Tritoyl Phosphate		X	E	X	E		E	E		X	X	G	X			X		E	
Tung Oil	C	E	X	E	X		E	E		X	E	G	C			X		E	E
Turbine Oil		G	X	G	X			E		X	G					X		E	E
Turpentine		X	X	X	X	X	E	E		X	G		E	C	G	X		G	E
Ucon Hydrolube Oils		X	E	G	E		E	E	E	X	E					X		E	E
UDMH		E	E	G	E		E	X		E	G		X			X		C	C
1 Undecanol		E	E	E	E		E	G		E	E					E			E
Undecyl Alcohol		E	E	E	E		E	G	E	E	E					E		E	E
Uran		E	G	G	G			C	E	G	G					C		E	E
Urea		E	E	G	E	E	E	E		E	G	E	G	E	E			E	E
Urethane Formulations							E				E	E							
Uric Acid							E					G	X				E		E
Urine						E						E	E	E					
Varnish	C	X	X	X	X	X	E	E		X	G	E	C	X	X	X		E	
Vegetable Oils		G	C	C	C	X	E	E		X	E	G	E	G	G	X		E	G
Versilube F44		E	E	E	E		E	E		E	E	E	E			E			
Versilube F55		E	E	E	X		E	E		E	E	E	E			E			
Vinegar		E	E	G	E	E	E	E		G	G	C	C	E		G		E	E
Vinegar Acid	G																		
Vinyl Acetate		C	E	X	G	X	X	E		X	X		X	X	X	X		E	E
Vinyl Benzene		X	X	X	X		E	G		X	X		C			X		E	G
Vinyl Chloride														X	X				
Vinyl Chloride, Gas			X		G		E			G		E						C	E
Vinyl Cyanide	E	C	X	C	X		E	C		C	X	E	X			C	X		
Vinyl Ether		G	X				E	X		X	G							E	E
Vinyl Styrene		X	X				E	E		X						X		E	E
Vinyl Toluene		X	X				E	E		X	X							E	E
Vinyl Trichloride		X	X	X			E	E		X	X							E	E
Vital, 4300, 5310					X		E			X	X	E							
VM&P Naphtha		X	X	C	X		E	E		X	C								X
Water	G	E	E	G	E		E	E	E	E	E	E	E			G	E	E	E
Water, Acid						E						G	E	E					
Water, Boiling		E	E	G	E		G	G			G	X	G	G	E	G	G	X	X
Water, Demineralized						E						E	E	E					
Water, Detergent Solution		E	E	G	E		E	E	G	G	E	E	G			G		E	E
Water, Distilled						E							E	E	E				
Water, Fresh						E	E	E	E				G	E	E			E	E
Water, Potable						E								E					
Water, Salt		G	E	E	E	E	E	E	E	E	G		G	E	E	G		E	E
Water, Soda							E				E						E	E	E
Wemco C		X	X	G	X					X	E					X			
Whey						G								E					
Whiskey		E	E	E	E		E	E		E	E	E	X	C		E		E	E
White Gasoline						X							E	E	E				
White Liquor		E	G	E	C			E		E	E		E	E		E		E	E
White Oil		X	X	G	X		E	E		X	E		E			X		E	X
White Pine Oil		X	X	X	X			E		X	G					X			
Wines		E	E	E	E		E	E		E	E	E	X	G		E		E	G
Wood Alcohol		E	E	E	E		E	C		E	E		X			E		E	E

***Refer to the PVC and Thermoplastic Temperature/Pressure chart in this section.

(Continued on the following page)

Hose and Chemical Table (Continued)

Refer to *Names and General Properties of Hose Materials* table.

Key: E = Excellent G = Good C = Conditional
Blank = No Data X = Not Recommended

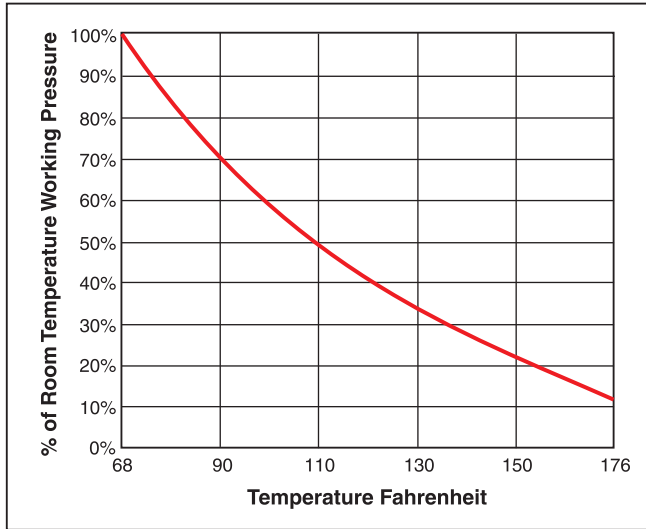
Chemical Or Material Conveyed	CPE	CSM	Chlorobutyl	Chloroprene	EPDM	EVA ***	FEP/PTFE	FKM	MXLPE	Natural	Nitrile	Nylon	PU***	PVC***	PVC/PU***	SBR	TPV***	UHMWPE	XLPE
Wood Oil		C	C	G	X		E	E		X	E	G	C			X		E	E
Xenon		E	E	E	E		E	E		E	E		E			E		E	
Xylene, Xylol	C	X	X	X	X	X	E	E		X	X	G	C	X	C	X	X	C	X
Xylidine		X	G	X	C		E	C		X	C					X		G	G
Zeolites		E	E	E	E			E		E	E					E			
Zinc Acetate		C	E	G	E		E	C		E	G	X	X			X			E
Zinc Carbonate		E	E	E	E		E	E		E	E		E					E	E
Zinc Chloride	X	E	E	E	E	E	E	E		E	E	C	G	E	E	E		E	E
Zinc Chromate		C	E			E	E						E	E	E				G
Zinc Cyanide						E							E	E	E				
Zinc Nitrate						E							E	E	E				
Zinc Sulfate	X	E	E	E	E	E	E	E		E	E	E	G	E	E	G		E	E

***Refer to the PVC and Thermoplastic Temperature/Pressure chart in this section.

PVC and Thermoplastic Temperature / Pressure Chart

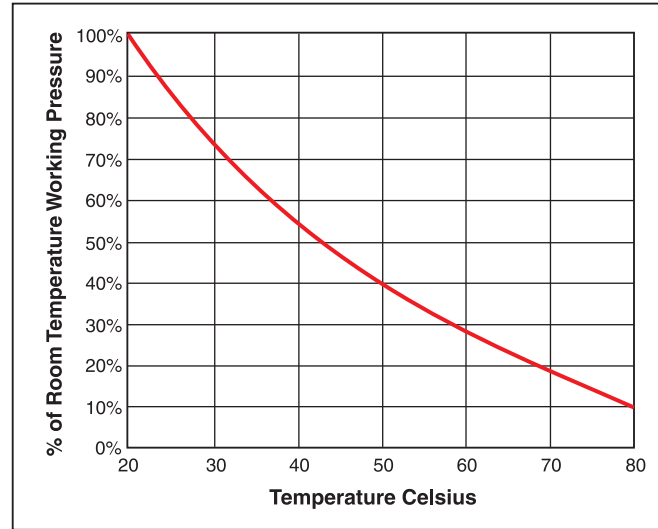
Effects of Elevated Temperatures on PVC / Thermoplastic Hose and Tubing

Thermoplastic hose and tubing achieve their optimum physical properties at room temperature, 68°F (20°C). As thermoplastic materials are exposed to increased ambient temperatures, they soften and their physical properties change. For hose and tubing, heat sharply reduces the available working pressure and coupling retention. The charts below illustrate this effect. In all cases, test the product in a controlled, secure and safe environment, and consider all operating conditions prior to use.



Example from the Fahrenheit Chart

If Working Pressure at 68°F is 200 PSI, then the WP at 110°F is 200 x 50%, or 100 PSI.



Example from the Celsius Chart

If Working Pressure at 20°C is 14 bar, then the WP at 50°C is 14 x 40%, or 5.6 bar.

For further information, refer to the Parker Safety Guide No. 4400-B.1 previously in this section and the Parker User Responsibility Statement on the inside front cover of in this catalog.

Metal/Coupling Corrosion Resistance Table

⚠WARNING! The following data has been compiled from generally available sources and should not be relied upon without consulting and following the specific recommendations of the manufacturer regarding particular coupling materials.

Key: E = Excellent • G = Good • C = Conditional • Blank = No Data • X = Not Recommended

Chemical Or Material Conveyed	Aluminum	Brass	Carbon Steel	Stainless Steel 202, 302, 304, 308	Stainless Steel 316	Stainless Steel 410, 416, 430	Chemical Or Material Conveyed	Aluminum	Brass	Carbon Steel	Stainless Steel 202, 302, 304, 308	Stainless Steel 316	Stainless Steel 410, 416, 430
Acetate, Solvents, Crude	C	C		E	E	G	Formaldehyde, 50%	G	G	C	E	E	C
Acetate, Solvents, Pure	E	E		E	E	E	Formic Acid	X	G	X	E	E	E
Acetic Acid	X	X	X	G	G	G	Freon	E	E	C	E	E	E
Acetic Acid Vapors	C	X	X	G	G	X	Furfural	E	G	E	E	E	E
Acetic Anhydride	G	X	X	G	G	X	Gasoline, Refined	E	E	E	E	E	E
Acetone	E	E	E	E	E	E	Gasoline, Sour	C	C	E	E	E	C
Acetylene	E	X	E	E	E	E	Gelatin	E	C	X	E	E	X
Alcohols	E	G	E	E	E	E	Glucose	E	E	E	E	E	E
Aluminum Sulfate	X	X	X	C	G	X	Glue	E	E	E	E	E	E
Alums	C	C	X	C	G	X	Glycerine or Glycerol	E	G	E	E	E	E
Ammonia Gas	C	X	E	E	E	E	Hydrochloric Acid, 37%	X	X	X	X	C	X
Ammonium Chloride	C	X	X	C	C	X	Hydrocyanic Acid, 10%	E	X	X	E	E	X
Ammonium Hydroxide	G	X	X	E	E	C	Hydrofluoric Acid	X	X	X	X	X	X
Ammonium Nitrate	G	X	E	E	E	E	Hydrogen	E	E	E	E	E	E
Ammonium Phosphate		X		E	E	E	Hydrogen Fluoride		C		X	E	X
Ammonium Phosphate, Acid		C		G	E	C	Hydrogen Peroxide	E	X	C	G	E	E
Ammonium Phosphate, Neutral	C	C	X	E	E	E	Hydrogen Sulfide, Dry	C	C	C	G	C	C
Ammonium Sulfate	X	X	X	G	G	G	Hydrogen Sulfide, Wet	X	X	X	G	E	X
Asphalt	E	E	E	E	E	E	Lacquers, Lacquer Solvents	E	G	C	E	E	E
Beer	E	E	X	E	E	E	Lactic Acid	C	X	X	C	G	E
Beet Sugar Liquors	E	G	C	E	E	G	Lime, Sulfur	G	X	G	E	G	E
Benzene, Benzol	E	E	E	E	E	E	Linseed Oil	E	E	E	E	E	E
Benzine	E	E	E	E	E	E	Magnesium Chloride	X	C	C	G	X	X
Biodiesel	E	X	G	E	E	E	Magnesium Hydroxide	X	G	E	E	E	E
Borax		E	G	E	E	E	Magnesium Sulfate	C	G	G	E	E	E
Boric Acid	E	C	C	G	E	C	Mercuric Chloride	X	X	X	X	X	X
Butane, Butylene	E	E	E	E	E	E	Mercury	X	X	E	E	E	E
Butadiene	E	E	E	E	E	E	Milk	X	C	X	E	E	G
Calcium Bisulfate		X		G	E	X	Molasses	G	E	G	E	E	G
Calcium Hypochlorite	X	X	X	C	G	C	Natural Gas	E	G	E	E	E	E
Cane Sugar Liquors	E	E	E	E	E	E	Nickel Chloride	X	X	X	C	G	E
Carbon Dioxide, Dry	E	E	E	E	E	E	Nickel Sulfate	X	C	X	G	E	C
Carbon Dioxide, Wet, (AQ)	E	E	G	E	E	E	Nitric Acid	C	X	X	G	G	G
Carbon Disulfide	G	C	G	E	E	G	Oleic Acid	E	C	X	G	E	G
Carbon Tetrachloride	C	E	E	E	E	E	Oxalic Acid	X	X	X	G	E	C
Chlorine, Dry	X	X	G	G	E	G	Oxygen	E	E	E	E	E	E
Chlorine, Wet	X	C	X	X	C	X	Palmitic Acid	E	E	C	G	E	C
Chromic Acid	X	X		G	G	C	Petroleum Oils, Sour		C		E	E	C
Citric Acid	E	X	X	X	E	C	Petroleum Oils, Refined	E	E	E	E	E	E
Coke Oven Gas	G	C	E	E	E	E	Phosphoric Acid, 25%	X	X	X	C	E	C
Copper Sulfate	X	X	X	E	E	E	Phosphoric Acid, 25%-50%	X	X	X	X	G	C
Core Oils		E		E	E	E	Phosphoric Acid, 50%-85%	X	X	X	X	G	C
Cottonseed Oil	E	C	C	E	E	E	Picric Acid	C	X	X	C	E	C
Creosote	E	C	G	E	E	E	Potassium Chloride	X	E	C	G	C	C
Ethers	E	C	C	E	E	E	Potassium Hydroxide	X	X	X	E	E	E
Ethylene Glycol		G	G	E	E	E	Potassium Sulfate	E	C	G	E	E	E
Ferric Chloride	X	X	X	X	X	X	Propane	E	E	E	E	E	E
Ferric Sulfate	X	X	X	E	E	C	Rosin			X	E	E	E

(Continued on the following page)

Metal/Coupling Corrosion Resistance Table (Continued)

Key: E = Excellent • G = Good • C = Conditional • Blank = No Data • X = Not Recommended

Chemical Or Material Conveyed	Aluminum	Brass	Carbon Steel	Stainless Steel 202, 302, 304, 308	Stainless Steel 316	Stainless Steel 410, 416, 430
Shellac	G	G		E	E	E
Sludge Acid		X		X	C	X
Soda Ash	X	C	E	E	E	E
Sodium Bicarbonate	X	C	X	E	E	E
Sodium Bisulfate	C	X	X	E	E	C
Sodium Chloride	E	E	C	G	C	E
Sodium Cyanide	X	X	G	E	E	E
Sodium Hydroxide	X	X	X	G	G	G
Sodium Hypochlorite	X	X	X	X	X	X
Sodium Metaphosphate	E	X	X	E	E	G
Sodium Nitrate	E	C	E	E	E	E
Sodium Perborate	E	C	C	E	E	E
Sodium Peroxide	E	X	X	E	E	E
Sodium Phosphate, Acid		G	G	G	E	E
Sodium Phosphate, Alkaline		C	C	E	E	E
Sodium Phosphate, Neutral		G	C	E	E	E
Sodium Silicate	X	C	E	E	E	E
Sodium Sulfate	C	G	E	E	E	E
Sodium Sulfide		X	X	E	E	E
Sodium Thiosulfate	G	X	X	E	E	E
Stearic Acid	C	C	X	G	E	G
Sulfate Liquors		X	X	E	E	E
Sulfur	C	X	X	G	E	C
Sulfur Chloride	X	X	X	X	X	X
Sulfur Dioxide, Dry	E	E	G	E	E	E
Sulfur Dioxide, Wet	C	X		G	E	X
Sulfuric Acid , 1%-50%	C	X	X	X	G	X
Sulfuric Acid, 50%-70%	X	X	X	X	C	X
Sulfuric Acid, 70%-90%	X	X	X	X	X	X
Sulfuric Acid, 90%-98%	X	X	X	X	X	X
Sulfurous Acid	X	X	X	C	G	C
Tannic Acid	X	C	X	E	E	C
Tar	E	G	E	E	E	G
Toluene, Toluol	E	E	E	E	E	E
Trichlorethylene	E	E	C	E	E	E
Turpentine	E	E	E	E	E	E
Varnish		C	X	E	E	C
Vegetable Oils	E	G	E	E	E	E
Vinegar	X	X	X	G	E	E
Water , Acid	X	X	X	E	E	G
Water, Fresh	C	E	E	E	E	E
Water, Salt	X	X	X	G	G	C
Whiskey		G	X	E	E	C
Wines		G	X	E	E	C
Xylene, Xylol	E	E	G	E	E	E
Zinc Chloride	X	X	X	C	C	X
Zinc Sulfate	C	C	X	G	E	E

Silicone Hose and Chemical Table

⚠ WARNING! The following data is based on tests and believed to be reliable; however, the tabulation should be used as a guide **ONLY**, since it does not take into consideration all variables, such as elevated temperatures, fluid contamination, concentration, etc., that may be encountered in actual use. All critical applications should be tested. Refer to the Safety & Technical Information section of this catalog for safety, handling and use information.

Key: E = Excellent • G = Good • C = Conditional • X = Not Recommended • I = Insufficient Data

Chemical or Material Conveyed	Rating	Chemical or Material Conveyed	Rating	Chemical or Material Conveyed	Rating	Chemical or Material Conveyed	Rating
Acetic acid, dilute, 10%	G	Carbon tetrachloride	X	Hydraulic fluids: Water glycol	E	Potassium hydroxide	C
Acetic acid glacial	C	Castor oil	E	Hydrobromic acid	X	Potassium sulfate	E
Acetic acid anhydride	I	Cellosolve acetate	X	Hydrochloric acid	X	Propane	X
Acetone	X	CFC-12	I	Hydrocyanic acid	G	Sewage	G
Acetylene	C	China wood oil, tung oil	X	Hydrofluoric acid	X	Soap solution	E
Air 68°F (20°C)	E	Chlorine, dry/wet	X	Hydrofluosilicic acid	I	Soda ash, sodium carbonate	E
Air 150°F (65°C)	E	Chlorinated solvents	X	Hydrogen gas 140°F (60°C)	C	Sodium bicarbonate, baking soda	E
Aluminum chloride 150°F (65°C)	E	Chloroacetic acid	I	Hydrogen peroxide	E	Sodium bisulfate	E
Aluminum fluoride 150°F (65°C)	G	Chlorosulfonic acid	X	Hydrogen sulfide, dry	X	Sodium chloride	E
Aluminum sulfate 150°F (65°C)	E	Chromic acid	C	Hydrogen sulfide, wet	X	Sodium cyanide	E
Alums 150°F (65°C)	E	Citric acid	E	Isobutyl alcohol	E	Sodium hydroxide to 50% at 140°F	E
Ammonia gas, anhydrous	I	Coke oven gas	G	Isopropyl alcohol	E	Sodium hypochlorite	G
Ammonia 10%water solution	E	Copper chloride 150°F (65°C)	E	Isooctane	X	Sodium metaphosphate	E
Ammonia 30%water solution	C	Copper sulfate 150°F (65°C)	E	Kerosene	X	Sodium nitrate	X
Ammonium chloride	C	Corn oil	E	Lacquers	X	Sodium perborate	G
Ammonium hydroxide	C	Cottonseed oil	E	Lacquers solvents	X	Sodium peroxide	C
Ammonium nitrate	E	Creosote, coal tar	C	Lactic acid	E	Sodium phosphate, monobasic	X
Ammonium phosphate monobasic	E	Creosote, coal tar wood	X	Linseed oil	E	Sodium phosphate, dibasic	X
Ammonium phosphate dibasic	E	Creosols, cresylic acid	I	Lubricating oil, crude	C	Sodium phosphate, tribasic	X
Ammonium phosphate tribasic	E	Dichlorobenzene	X	Lubricating oil, refined	C	Sodium silicate	E
Ammonium sulfate	E	Dichloroethylene	X	Magnesium chloride 150°F (65°C)	E	Sodium sulfite	E
Amyl acetate	X	Diesel fuel	X	Magnesium hydroxide 150°F (65°C)	G	Sodium thiosulfate, hypo	I
Amyl alcohol	X	Diethanolamine 20%	X	Magnesium sulfate 150°F (65°C)	E	Soybean oil	E
Aniline, Aniline oil	X	Diethylamine	G	Mercuric chloride	E	Stannic chloride	G
Aniline, dyes	X	Diisopropylamine	I	Mercury	E	Steam 450°F (230°C)	I
Asphalt	I	Dioctylphthalate	X	Methyl alcohol, methanol	E	Stearic acid	E
Barium chloride 150°F (65°C)	E	Ethers	X	Methyl chloride	X	Sulfur	G
Barium hydroxide 150°F (65°C)	E	Ethyl acetate	G	Methyl ethyl ketone	X	Sulfur chloride	C
Barium sulfide 150°F (65°C)	E	Ethyl alcohol	E	Methyl isopropyl ketone	C	Sulfur dioxide, dry	G
Beer	E	Ethyl cellulose	C	Milk	E	Sulfur trioxide, dry	G
Beet sugar liquors	E	Ethyl chloride	C	MTBE	I	Sulfuric acid, 10%	X
Benzene, Benzol	X	Ethyl glycol	E	Mineral oils	E	Sulfuric acid, 11% - 75%	X
Benzine, petroleum ether	X	Ferric chloride 150°F (65°C)	E	Natural gas	C	Sulfuric acid, 76% - 95%	X
Benzine, petroleum naphtha	X	Ferric sulfate 150°F (65°C)	G	Nickel chloride 150°F (65°C)	E	Sulfuric acid, fuming	X
Black sulfate liquor	E	Formaldehyde	G	Nickel sulfate 150°F (65°C)	E	Sulfurous acid	X
Blast furnace gas	E	Formic acid	C	Nitric acid, crude	X	Tannic acid	G
Borax	G	Fuel oil	X	Nitric acid, diluted 10%	C	Tar	G
Boric acid	E	Furfural	X	Nitric acid, concentrated 70%	X	Tartaric acid	E
Bromine	X	Gasoline, unleaded	X	Nitrobenzene	C	Toluene, Toluol	X
Butane	X	Gasoline + MTBE	X	Oleic acid	X	Trichloroethylene	X
Butyl acetate	X	Gasoline Hi Test + MTBE	X	Oleum	I	Turpentine	X
Butyl alcohol, Butanol	C	Gelatin	E	Oxalic acid	G	Urea, water solution	E
Calcium bisulfate	C	Glucose	E	Oxygen	X	Vinegar	E
Calcium chloride	E	Glue	E	Palmitic acid	X	Vinyl acetate	X
Calcium hydroxide	E	Glycerine, glycerol	E	Perchloroethylene	C	Water, acid mine	E
Calcium hypochlorite	C	Green sulfate liquor	E	Petroleum oils and crude	X	Water, fresh	E
Caliche liquors	G	HFC-134	I	Petroleum oils and crude 200°F (95°C)	X	Water, distilled	E
Cane sugar liquors	E	Hydraulic fluids: Petroleum	C	Phosphoric acid, crude	C	Whiskey and wines	E
Carbolic acid, phenol	X	Hydraulic fluids: Phosphate ester alkyl	X	Phosphoric acid, pure 45%	C	Xylene, xylol	X
Carbon dioxide, dry-wet	E	Hydraulic fluids: Phosphate ester aryl	X	Picric acid, molten	X	Zinc chloride	E
Carbon disulfide	X	Hydraulic fluids: Phosphate ester blends	X	Picric acid, water solution	I	Zinc sulfate	E
Carbon monoxide 140°F (60°C)	E	Hydraulic fluids: Silicate ester	X	Potassium chlorite	E		
				Potassium cyanide	E		

Parker Fluid Connectors Group

North American Divisions & Distribution Service Centers

Your complete source for quality tube fittings, hose & hose fittings, brass & composite fittings, quick-disconnect couplings, valves and assembly tools, locally available from a worldwide network of authorized distributors.

Fittings:

Available in inch and metric sizes covering SAE, BSP, DIN, GAZ, JIS and ISO thread configurations, manufactured from steel, stainless steel, brass, aluminum, nylon and thermoplastic.

Hose, Tubing and Bundles:

Available in a wide variety of sizes and materials including rubber, wire-reinforced, thermoplastic, hybrid and custom compounds.

Worldwide Availability:

Parker operates Fluid Connectors manufacturing locations and sales offices throughout North America, South America, Europe and Asia-Pacific.

For information, call toll free...

1-800-C-PARKER
(1-800-272-7537)

North American Divisions

Fluid System Connectors Division

Otsego, MI
phone 269 694 9411
fax 269 694 4614

Hose Products Division

Wickliffe, OH
phone 440 943 5700
fax 440 943 3129

Parflex Division

Ravenna, OH
phone 330 296 2871
fax 330 296 8433

Quick Coupling Division

Minneapolis, MN
phone 763 544 7781
fax 763 544 3418

Tube Fittings Division

Columbus, OH
phone 614 279 7070
fax 614 279 7685

Distribution Service Centers

Buena Park, CA

phone 714 522 8840
fax 714 994 1183

Louisville, KY

phone 502 937 1322
fax 502 937 4180

Portland, OR

phone 503 283 1020
fax 503 283 2201

Toledo, OH

phone 419 878 7000
fax 419 878 7001
fax 419 878 7420
(FCG Kit Operations)

Canada

Milton, ONT

phone 905 693 3000
fax 905 876 1958
(Contact Milton for other Service Center locations.)

Mexico

Toluca, MEX

phone (52) 722 2754 200
fax (52) 722 2722 168

Parker Hannifin Corporation

Hose Products Division

30240 Lakeland Boulevard
Wickliffe, OH 44092

Customer Service:

phone (440) 943-5700

email HPD.Support@support.parker.com

www.parker.com/safehose

