



# FILL-RITE®

## 2019 Full-Line Product Catalog



**GOODYEAR**  
RUBBER PRODUCTS, INC.

+1.727.342.5087

También puede enviarnos un correo electrónico a [ventas@goodyearrubberproducts.com](mailto:ventas@goodyearrubberproducts.com)



## TABLE OF CONTENTS

### THE MOST TRUSTED NAME IN PUMPS AND METERS.

This statement is at the core of our brand promise. We work each day to make great products even better, and introduce new technologies to make fuel transfer easier, faster, and safer. Because of this, our bright red pumps are found on more farms and job sites around the world than any other brand.

Over the past few years we have introduced the industry's first UL listed portable fuel transfer pump for gasoline. We also brought you the industry's first DC, continuous duty fuel transfer pump, and with it, introduced nextec Intelligence™.

While nobody can predict the future, you can trust Fill-Rite and Tuthill to continue to lead the field in design and technology advancements. We can hardly wait to show you what we have planned for 2019 and beyond.

ABOUT US	1-5
NEW PRODUCTS	6-7, 24-25
FILL-RITE FMS (FUEL MANAGEMENT SYSTEM)	24
FUEL TRANSFER	6-23
DC PUMPS	6-12
AC PUMPS	13-16
HAND PUMPS	17-18
ACCESSORIES	18-19
METERS	20-23
CHEMICAL TRANSFER	25-30
DC PUMPS	26-27
AC PUMPS	27
METERS	28-29
HAND PUMPS	30
ACCESSORIES	30-31



**TUTHILL CORPORATION IS A PRIVATELY HELD GLOBAL MANUFACTURER OF INDUSTRIAL GOODS SPECIALIZING IN ROTATING EQUIPMENT SUCH AS PUMPS, METERS, VACUUM SYSTEMS AND BLOWERS.**

From heavy oils to motor fuels, from tomato paste to process gasses, from standard pressures to deep vacuums, we move it and measure it with reliability that's measured in decades. And that's only part of our story. The rest of our story lives within our people. Our Conscious Company culture attracts and supports the kind of people who understand what our customers want and what they need - the kind of people who listen well and gain trust by following through on each and every commitment they make.

Customers who demand excellence are a gift to us, for it is through their reminders and their encouragement that we will one day grow to be counted among the world's Top 1% industrial companies.



**COMPASS**

**OUR PURPOSE**

**WAKE THE WORLD**

We invite a powerful aliveness. We make space for hearts - the original pumps - to thrive. When we come alive, the world comes along.

**OUR VISION**

**A LEGION OF LIKE-HEARTED PEOPLE WITH ASTOUNDING IMPACT.**

An ingenious company supporting flourishing families and spirited communities

**OUR MISSION**

**MAKING REAL THINGS THAT REALLY MAKE A DIFFERENCE.**

From our hearts to our heads to our hands, we dare to make better.

**OUR WAY**

**LIVING OUR COMMON VALUES. CREATING THE UNCOMMON.**

A life full of curiosity, clarity, grit, grace, gratitude, and love.

**OUR BRAND**

**IT'S WHO WE ARE, WHAT WE DO, AND WHAT WE SAY.**

It all starts with me. Here. Now.

**THE HEART IS THE ORIGINAL PUMP**

**ALL OF US ARE BORN WITH A PUMP INSIDE: OUR HEARTS. AS CHILDREN, THIS ORIGINAL PUMP FUELED OUR DREAMS AND OUR CREATIONS. AS ADULTS, OUR HEARTS CONTINUE TO THUMP, BUT ARE THEY TRULY THRIVING? AT OUR CORE, THE ENERGY IS STILL THERE. WE YEARN TO RELEASE IT - TO OPEN OUR EYES WIDER, REACH OUR ARMS OUT FARTHER, AND DO WHAT MAKES OUR HEARTS BEAT FASTER.**

Tuthill has always been a company with heart. In our early days, we made the bricks that helped make Chicago, relying on horses to carry the clay. Some days, the heat and haul were too much for their hearts – and ours – to bear. So we created an oil pump to power a truck, saving our four-legged friends and laying the foundation for our future.

Today, we make pumps, blowers, and vacuums, daring to make them better every day. But the original pump – the heart – is still at our company's core. We're on a journey to become a Conscious Company, inviting the entire Tuthill community to come alive in everything we believe, say, and create. And we're extending that invitation beyond our walls. To have a seismic impact on our world, all hearts are vital. When our hearts are awake, our energy is contagious, and we make ripples that can move millions. The world needs people who are alive from the heart. Because when we come alive, the world comes along.

**GOODYEAR**  
RUBBER PRODUCTS, INC.

+1.727.342.5087

También puede enviarnos un correo electrónico a [ventas@goodyearrubberproducts.com](mailto:ventas@goodyearrubberproducts.com)





# FILL-RITE

**NEW! 12-24V DC Continuous Duty\***  
For Gasoline / Diesel / B20 / E-15 / Kerosene



**The industry's first  
CONTINUOUS DUTY  
fuel transfer pump**



THE FUTURE OF  
FUEL TRANSFER IS HERE.  
**PREDICTS. PROTECTS. PERFORMS.**

- ✓ **CONTINUOUS DUTY** - Transfer fuel all day\*
- ✓ **12 TO 24V DC** - Accepts a range of DC Power
- ✓ **INTELLIGENT TONES** - Indicate where attention is needed
- ✓ **LOWER AMP DRAW** - Save battery power and pump life
- ✓ **LIGHTER** - Great for mobile tanks, even aluminum
- ✓ **AUTO POWER DOWN** - After 20 minutes of inactivity
- ✓ **MAGNETIC SWITCH** - Smooth and field replaceable
- ✓ **REMOVABLE POWER CORD** - Convenient and safe
- ✓ **IMPROVED SUCTION LIFT** - Variable speed motor adjusts to load

nextec Intelligence™ is an exclusive array of design advancements, technologies and user functionalities that take pump performance to unprecedented levels. Intelligent Tones™ inform when attention is needed. A variable speed motor automatically adjusts for peak performance with improved suction lift. More compact, lighter, and less amp draw—it sets a new standard for efficiency.

## NX3200 Series Premium Continuous Duty\*

**Flow 25 GPM (95 LPM)** | 1 1/4" inlet | 1" outlet  
2" NPT or BSPT tank mount, or foot mount | Cast iron pump housing

1/3 HP motor | Rated to -40°F/-40°C  
Continuous duty for fuel transfer  
30 amp draw | 14' lift (diesel)



### Included Accessories

20' removable power cord | 35A fuse w/heavy duty holder | Elbow

NX3204	N	No additional accessories
NX3204F	N	No additional accessories - foot mount configuration (Pictured right)
NX3210B	N	Ultra high flow automatic nozzle (truck stop spout), 18' hose
NX3210FB	N	Ultra high flow automatic nozzle (truck stop spout), 18' hose - foot mount configuration

### Included Accessories

6 m CE certified removable power cord

NX3205E	B	Pump only w/power cord
NX3205FE	B	Pump only w/power cord - foot mount configuration



\*Rated Continuous duty for fuel transfer



**GOODYEAR** RUBBER PRODUCTS, INC. | +1.727.342.5087 | También puede enviarnos un correo electrónico a [ventas@goodyearrubberproducts.com](mailto:ventas@goodyearrubberproducts.com)





# FILL-RITE

## 12V Mobile DC Transfer Pumps For Gasoline / Diesel / B20 / E-15 / Kerosene



For in-bed truck tanks

For mobile tanks used in farming or construction

Great emergency response pump

### FR4200 Series Heavy Duty

Flow 20 GPM (76 LPM)

1" inlet | 1" outlet  
2" NPT or BSPT tank mount  
Cast iron pump housing

1/4 HP motor | 19 amp draw  
30-minute duty cycle  
6.5' suction lift (diesel)



#### Included Accessories

12' hose | 18' 12-gauge 2-wire battery cable | 5' ground wire | Telescoping steel suction pipe 20" to 34 1/2" | Elbow

FR4204G	N	Pump, ground wire, elbow, and cable only
FR4210G	N	Manual nozzle
FR4210GB	N	Ultra high flow automatic nozzle (truck stop spout)
FR4211G	N	Manual nozzle, 901C gallon meter
FR4211GL	N	Manual nozzle, 901CL liter meter
FR4219G	N	Manual nozzle, TT10AN meter
FR4210GBFQ	N	18' hose, Ultra high flow automatic nozzle (truck stop spout), 25' 10-gauge 2-wire battery cable with clamps, 30 micron particulate filter, Filter head with hardware
FR4210GARC	NA	Arctic 20' Hose, Automatic arctic nozzle (leaded spout/blue cover), 1" multiplane swivel

#### Included Accessories

3.6 m Hose | 5.5 m 3-wire battery cable | 1.5 m ground wire with clip | Telescoping steel suction pipe 51-88 cm

FR4205GE	B	Pump with 1" BSPP discharge, 1" BSPP suction port, 2" BSPT tank mount only
FR4210GE	N	Manual nozzle
FR4210GEB	N	Ultra high flow automatic nozzle (truck stop spout)
FR4211GE	N	Manual nozzle, 901C gallon meter
FR4211GEL	N	Manual nozzle, 901CL liter meter
FR4211GEBL	N	Ultra high flow automatic nozzle (truck stop spout), 901C

**GOODYEAR**  
RUBBER PRODUCTS, INC.

+1.727.342.5087

También puede enviarnos un correo electrónico a [ventas@goodyearrubberproducts.com](mailto:ventas@goodyearrubberproducts.com)

### FR1200 Series Heavy Duty

Flow 15 GPM (57 LPM)

1" inlet | 3/4" outlet  
2" NPT or BSPT tank mount  
Cast iron pump housing

1/4 HP motor | 20 amp draw  
30-minute duty cycle  
6.5' suction lift (diesel)



#### Included Accessories

12' hose | 18' 12-gauge 2-wire battery cable | 5' ground wire | Telescoping steel suction pipe 20" to 34 1/2" | Elbow

FR1204G	N	Pump, ground wire, elbow, and cable only
FR1210G	N	Manual nozzle
FR1210GA	N	Automatic nozzle (unleaded spout/red cover)
FR1210GA1	N	Automatic nozzle (leaded spout/green cover)
FR1211G	N	Manual nozzle, 807C gallon meter
FR1211GL	N	Manual nozzle, 807C liter meter
FR1219G	N	Manual nozzle, TT10AN meter (Pictured right)
FR1210GARC	NA	Arctic 15' Hose, Automatic arctic nozzle (leaded spout/blue cover), 3/4" multiplane swivel



#### Included Accessories

3.6 m Hose | 5.5 m 3-wire battery cable | 1.5 m ground wire with clip | Telescoping steel suction pipe 51-88 cm

FR1205GE	B	Pump with 3/4" BSPP discharge, 1" BSPP suction port, 2" BSPT tank mount only
FR1210GE	N	Manual nozzle
FR1210GEA	N	Automatic nozzle (unleaded spout/red cover)
FR1211GE	N	Manual nozzle, 807C gallon meter
FR1211GEL	N	Manual nozzle, 807C liter meter (Pictured right)
FR1211GELA	N	Automatic nozzle (unleaded spout/red cover), 807C liter meter



### SD1200 Series Standard Duty

Flow 13 GPM (49 LPM)

1" inlet | 3/4" outlet  
2" NPT tank mount  
Cast iron pump housing

1/4 HP motor | 20 amp draw  
30 minute duty cycle



#### Included Accessories

10' hose | 15' 12-gauge 2-wire battery cable | 5' ground wire | 2-piece suction pipe 15 1/4" to 29 1/4" | Elbow

SD1202G	N	Manual nozzle (Pictured below)
SD1202GA	N	Automatic nozzle (unleaded spout/red cover)

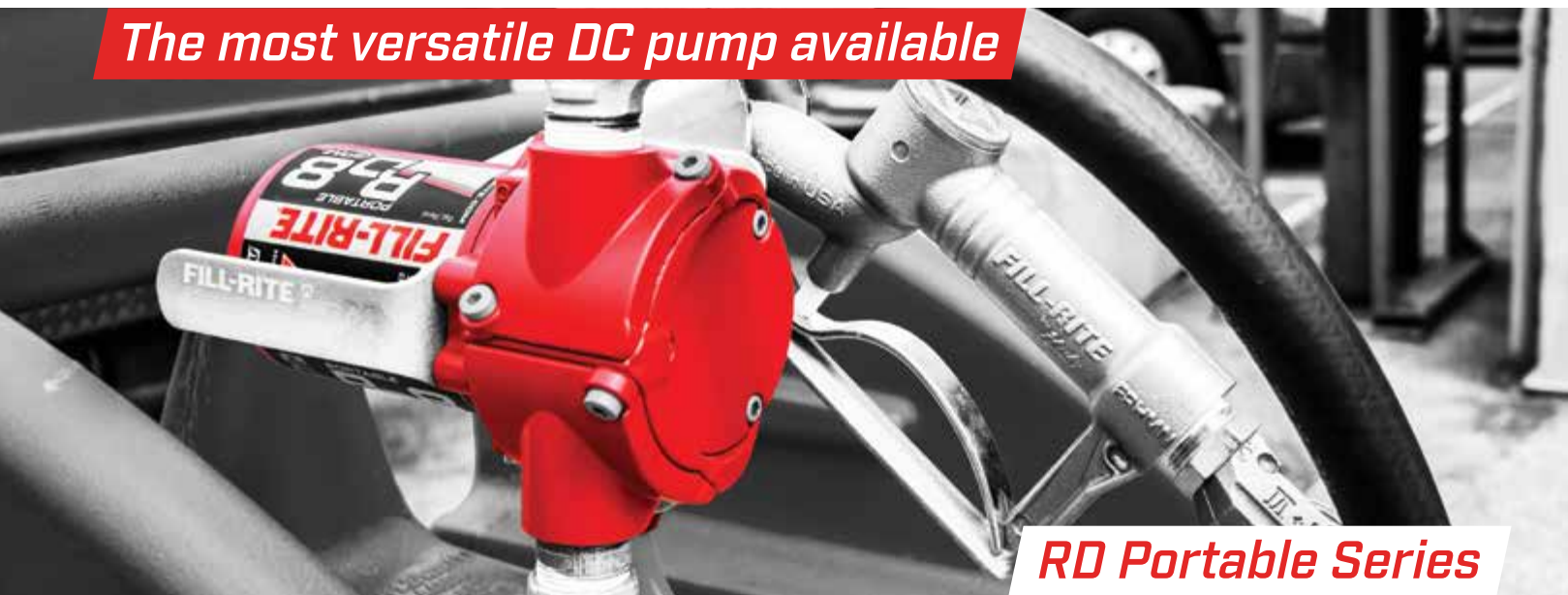




# FILL-RITE®

## 12V Portable DC Transfer Pumps For Gasoline / Diesel / B20 / E-15 / Kerosene

The most versatile DC pump available



RD Portable Series



### CONFIGURABLE FLANGES

Position the inlet and outlet hoses to fit your needs. Remove two bolts and rotate the flange.



### QUICK CONNECT POWER CORD

Simple, quick and safe connection to your power source.

### ALUMINUM CONSTRUCTION

Pump weighs only 7 lbs.



### MULTIPLE MOUNTING OPTIONS

Bung mount, foot mount, or handheld; versatile enough to fit your application.



**GOODYEAR**  
RUBBER PRODUCTS, INC.

+1.727.342.5087

También puede enviarnos un correo electrónico a [ventas@goodyearrubberproducts.com](mailto:ventas@goodyearrubberproducts.com)

### RD Portable Series Heavy Duty

Flow 12 GPM (45 LPM)

3/4" inlet | 3/4" outlet  
Multiple mounting options  
Aluminum construction

1/6 HP motor | 14 amp draw  
30-minute duty cycle

#### Included Accessories

3/4" x 8' discharge hose | 6' suction hose | 10' quick connect power cord with battery clips

- RD1212NN **N** Power cord and pump only
- RD1212NH **N** Manual nozzle (Pictured below)
- RD1212NP **N** Manual nozzle, 23"-41" Telescoping suction tube, Nozzle boot, Bung mount tank adapter

#### Included Accessories

4.5 m quick connect power cord with battery clips

- RD1212BN **B** Power cord and pump only

Flow 8 GPM (30 LPM)

3/4" inlet | 3/4" outlet  
Multiple mounting options  
Aluminum construction

1/6 HP motor | 14 amp draw  
30-minute duty cycle

#### Included Accessories

5/8" x 8' discharge hose | 6' suction hose | 10' quick connect power cord with battery clips

- RD812NN **N** Power cord and pump only
- RD812NH **N** Manual nozzle (Pictured right)
- RD812NP **N** Manual nozzle, 23"-41" Telescoping suction tube, Nozzle boot, Bung mount tank adapter

#### Included Accessories

4.5 m quick connect power cord with battery clips

- RD812BN **B** Power cord and pump only



### 1600 Series Standard Duty

Compatible with Diesel fuels only



Flow 10 GPM (38 LPM)

3/4" inlet | 3/4" outlet  
Cast iron pump housing

1/5 HP motor | 17 amp draw  
30-minute duty cycle

#### Included Accessories

6' 12-gauge 2-wire battery cable with clips and 30 amp fuse

- FR1612 **N** No accessories (Pictured right)
- FR1614 **N** Plastic nozzle, 8' PVC suction and discharge hoses, Inlet strainer, 2 Hose barbs, 4 Hose clamps



8' Discharge PVC hose, 1 Hose barb, 2 Hose clamps





# FILL-RITE

## 24V DC Mobile Transfer Pumps For Gasoline / Diesel / B20 / E-15 / Kerosene

### FR2400 Series Heavy Duty

Flow 15 GPM (57 LPM)

1" inlet | 3/4" outlet  
2" NPT or BSPT tank mount  
Cast iron pump housing

1/4 HP motor | 10 amp draw  
30-minute duty cycle  
6.5' suction lift (diesel)



#### Included Accessories

12' hose | 18' 12-gauge 2-wire battery cable | 5' ground wire | Telescoping steel suction pipe 20" to 34 1/2" | Elbow

FR2404G **N** Pump, ground wire, elbow, and cable only

FR2410G **N** Manual nozzle

FR2411G **N** Manual nozzle, 807C gallon meter (Pictured right)

FR2411GL **N** Manual nozzle, 807C liter meter



#### Included Accessories

5.5 m 3-wire battery cable | 1.5 m ground wire with clip

FR2405GE **B** 3/4" BSPP discharge, 1" BSPP suction port, 2" BSPT tank mount

FR2410GE **N** Manual nozzle

FR2410GEA **N** Automatic nozzle (unleaded spout/red cover)

### FR4400 Series Heavy Duty

Flow 20 GPM (76 LPM)

1" inlet | 1" outlet  
2" NPT or BSPT tank mount  
Cast iron pump housing

1/4 HP motor | 13 amp draw  
30-minute duty cycle  
6.5' suction lift (diesel)



#### Included Accessories

12' hose | 18' 12-gauge 2-wire battery cable | 5' ground wire | Telescoping steel suction pipe 20" to 34 1/2" | Elbow

FR4410G **N** Manual nozzle

#### Included Accessories

5.5 m 3-wire battery cable | 1.5 m ground wire with clip

FR4405GE **B** 1" BSPP discharge, 1" BSPP suction port, 2" BSPT tank mount



# FILL-RITE

## 115V AC Fixed Transfer Pumps For Gasoline / Diesel / B20 / E-15 / Kerosene



For fixed tanks used in farming or construction

Great emergency response pump

### FR600 Series Heavy Duty

Flow 15 GPM (57 LPM)

1" inlet | 3/4" outlet  
2" NPT or BSPT tank mount  
Cast iron pump housing

1/6 HP motor | 2 amp draw  
30-minute duty cycle  
6.5' suction lift (diesel)



#### Included Accessories

12' hose | Telescoping steel suction pipe 20" to 34 1/2" | Elbow

FR604G **N** Pump only with elbow

FR610G **N** Manual nozzle

FR610GA **N** Automatic nozzle (unleaded spout/red cover) (Pictured right)

#### Included Accessories

FR604GE **B** 3/4" BSPP discharge, 1" BSPP suction port, 2" BSPT tank mount



### SD600 Series Standard Duty

Flow 13 GPM (49 LPM)

1" inlet | 3/4" outlet  
2" NPT tank mount  
Cast iron pump housing

1/6 HP motor | 2 amp draw  
30-minute duty cycle



#### Included Accessories

12' hose | 3-piece suction pipe 15 1/4" to 43 1/4" | Elbow



**GOODYEAR**  
RUBBER PRODUCTS, INC.

+1.727.342.5087

También puede enviarnos un correo electrónico a [ventas@goodyearrubberproducts.com](mailto:ventas@goodyearrubberproducts.com)





# FILL-RITE

## 115/230V AC Fixed Transfer Pumps For Gasoline / Diesel / B20 / E-15 / Kerosene



High flow great for fueling fleets

For fixed tanks used in farming or construction

Great emergency response pump

### FR300 Series Heavy Duty

Flow 35 GPM (132 LPM)

1 1/4" inlet | 1" outlet  
2" NPT or BSPT tank mount  
Cast iron pump housing

3/4 HP motor | Anti-siphon ready  
30-minute duty cycle  
18' suction lift (diesel)



#### Included Accessories

2" bung adapter | Check valve | Pressure relief valve | Strainer | Elbow

FR300VN	N	No accessories (20 GPM/75 LPM, 1/2 HP motor)
FR303V	N	For use with AST remote pumps (20 GPM/75 LPM, 1/2 HP motor)
FR310VARC	NA	20' arctic hose, Automatic arctic nozzle (unleaded spout/blue cover)
FR310VB	N	18' hose, Ultra high flow automatic nozzle (truck stop spout)
FR310VN	N	No accessories
FR311VB	N	18' hose, Ultra high flow automatic nozzle (truck stop spout), 901C gallon mechanical meter
FR311VLB	N	18' hose, Ultra high flow automatic nozzle (truck stop spout), 901CL liter mechanical meter
FR311VN	N	Pump only with 901C gallon mechanical meter
FR311VLN	N	Pump only with 901CL liter mechanical meter
FR313V	N	For use with AST remote pumps (DIESEL ONLY SYSTEM)
FR319VB	N	18' hose, Ultra high flow automatic nozzle (truck stop spout), 900CD digital meter
FR319VBP	N	18' hose, Ultra high flow automatic nozzle (truck stop spout), 900CDP digital meter with integrated pulse output

#### Included Accessories

2" bung adapter | Check valve | Pressure relief valve | Strainer | Elbow

FR310VEN	N	No accessories
FR311VELN	B	901CL liter mechanical meter
FR310VEMN	B	No accessories
FR311VELMN	B	901CL liter mechanical meter



**GOODYEAR**  
RUBBER PRODUCTS, INC.

+1.727.342.5087

También puede enviarnos un correo electrónico a [ventas@goodyearrubberproducts.com](mailto:ventas@goodyearrubberproducts.com)

# FILL-RITE

## 115-230V AC Fixed Transfer Pumps For Gasoline / Diesel / B20 / E-15 / Kerosene

### FR700 Series Heavy Duty

Flow 20 GPM (75 LPM)

1 1/4" inlet | 3/4" outlet  
2" NPT or BSPP tank mount  
Cast iron pump housing

Anti-siphon ready  
30-minute duty cycle  
15' suction lift (diesel)



#### Included Accessories

12' hose | 2" bung adapter | Check valve | Pressure release valve | Strainer | Elbow

FR700V	N	115V AC power, Manual nozzle
FR700VA	N	115V AC power, Automatic nozzle (unleaded spout/red cover)
FR700VARC	NA	115V AC power, 15' arctic hose, Automatic arctic nozzle (unleaded spout/blue cover), 3/4" multi-plane swivel
FR700VG	N	220V AC power, Manual nozzle
FR700VN	N	115V AC power, No accessories
FR701V	N	115V AC power, Manual nozzle, 807C gallon mechanical meter
FR701VA	N	115V AC power, Automatic nozzle (unleaded spout/red cover), 807C gallon mechanical meter
FR701VG	N	220V AC power, Manual nozzle, 807C gallon mechanical meter
FR701VGL	N	220V AC power, Manual nozzle, 807CL liter mechanical meter
FR701VL	N	115V AC power, Manual nozzle, 807CL liter mechanical meter
FR710VB	N	115V AC power, Ultra high flow automatic nozzle (truck stop spout), 1" outlet
FR710VN	N	115V AC power, 1" outlet, No accessories
FR711VA	N	115V AC power, 1" outlet, Ultra high flow automatic nozzle (truck stop spout), 901C gallon mechanical meter, 18' hose
FR711VLA	N	115V AC power, 1" outlet, Ultra high flow automatic nozzle (truck stop spout), 901CL liter mechanical meter, 18' hose
FR711VBD	N	115V AC power, 1" outlet, Ultra high flow automatic nozzle (truck stop spout), 900CD digital meter
FR713V	N	115V AC power, for use with AST remote dispensers

#### Included Accessories

3.6 m hose | 2" bung adapter | Check valve | Pressure relief valve | Strainer | Elbow

FR700VE	N	230V AC power, Manual nozzle
FR701VEL	N	230V AC power, Manual nozzle, 807CL liter mechanical meter
FR705VE	B	230V AC power, No accessories
FR705VEL	B	230V AC power, Pump only with 807CL liter mechanical meter
FR713VE	N	230V AC power, for use with AST remote pumps







# FILL-RITE

## 115-230V AC Cabinet Systems For Gasoline / Diesel / B20 / E-15 / Kerosene

### Cabinet Pump Systems

**Flow 15 GPM (57 LPM)**

1 1/4" inlet | 3/4" outlet  
2" NPT or BSPT tank mount  
Cast iron pump housing

1/3 HP Motor  
30-minute duty cycle  
Anti-siphon ready



#### Included Accessories

Nozzle boot | Nozzle retainer

FR702VR	N	115V AC, 60 Hz, Manual nozzle, 12' hose, 807C gallon meter
FR702VRU	N	115V AC, 60 Hz, 807C gallon meter (Pictured right)
FR702VRGU	N	220V AC, 50/60 Hz, 807C gallon meter
FR702VRLU	N	115V AC, 60 Hz, 807CL liter meter

FR702VELRU B 220V AC, 50 Hz, 807CL liter meter



### Cabinet Meter Systems

**Flow 40 GPM (151 LPM)**

1" inlet | 1" outlet  
Built-in junction box  
Cast iron pump housing

For use with 300 or 700 remote pumps  
Can be used with submersible pumps



#### Included Accessories

FR902CR*	N	901C gallon meter
FR902CLR*	N	901CL liter meter (Pictured right)
FR902CRU	N	115V AC solenoid valve, 901C gallon meter
FR902CLRU	N	115V AC solenoid valve, 901CL liter meter



\*Non-UL

### Cabinet Pedestal Systems

**Flow varies per system**

50 psi / 3.4 bar  
1" outlet

Cast iron pump housing



#### Included Accessories

Nozzle boot | Nozzle retainer

FR902DPU	N	40 GPM (151 LPM), 900CDP digital meter, 115V AC solenoid valve, Hammer arrestor (Pictured above)
FR302DPU	N	26 GPM (98 LPM), 900CDP digital meter, 300 series pump, Hammer arrestor (DIESEL ONLY SYSTEM)
FR102PHU	N	115V AC solenoid valve

# FILL-RITE

## Hand Pumps For Gasoline / Diesel / B20 / E-15 / Kerosene

### Piston Hand Pumps

**20 Gallons/100 Strokes**

1" inlet | 3/4" outlet  
2" NPT bung mount

Cast aluminum housing  
47" suction lift (diesel)



#### Included Accessories

Vacuum breaker | Telescoping steel suction pipe 20" to 34 1/2"

FR150	N	Pump only w/ vacuum breaker
FR151	N	Pail spout
FR152	N	Nozzle spout, 8' hose (Pictured right)
FR156	N	807C gallon meter, Nozzle spout, 8' hose



**11 Ounces/1 Stroke**

1" inlet | Spout outlet  
2" NPT bung mount

#### Included Accessories | Fluid Compatibility | Materials of Construction

FR20V	N	Polypropylene telescoping suction pipe 19 3/4" to 35 1/2"   Light oils, anti-freeze, coolant, hydraulic oils   Polypropylene housing
SD11	N	Pail spout, No drip valve, Telescoping steel suction pipe 20" to 34 1/2"   Light oils, antifreeze, hydraulic fluid, diesel, kerosene   Steel housing

### Rotary Hand Pumps

**10 Gallons/100 Revolutions**

1" inlet | 3/4" outlet  
2" NPT bung mount

Cast aluminum housing  
47" suction lift (diesel)



#### Included Accessories

Vacuum breaker | Telescoping steel suction pipe 20" to 34 1/2"

FR110	N	Pump only w/ vacuum breaker
FR112	N	Nozzle spout, 8' hose
FR112C	N	Gallon counter, Nozzle spout, 8' hose
FR112CL	N	Liter counter, Nozzle spout, 8' hose
FR113	N	Pail spout



## Rotary Hand Pumps continued

7.5 Gallon/100 Strokes

3/4" inlet | Spout outlet  
2" NPT bung mount

Cast iron housing



### Included Accessories

Compatible with diesel, kerosene, machine oil, fuel oil, petroleum products

SD62 **N** Pail spout, 3-piece steel suction pipe 13" to 39"

# FILL-RITE

## Accessories

For Gasoline / Diesel / B20 / E-15 / Kerosene

### Hoses

Internal spring guard  
Stainless steel ground wire

Fuel-resistant Neoprene exterior  
Suitable for all electric pumps

Available in 1" and 3/4" NPT

### 1" Models

FRH10012	<b>N</b>	12'   3.6 m
FRH10014	<b>N</b>	14'   4.3 m
FRH10020	<b>N</b>	20'   6 m
FRHA10020	<b>NA</b>	20'   6 m (Rated to -40°F/-40°C)

### 3/4" Models

FRH07512	<b>N</b>	12'   3.6 m (Pictured right)
FRH07514	<b>N</b>	14'   4.3 m
FRH07520	<b>N</b>	20'   6 m
FRHA07515	<b>NA</b>	15'   4.6 m (Rated to -40°F/-40°C)



### UL listed Models



300F7773	<b>N</b>	1" x 12'   2.5 cm x 3.6 m
700F3135	<b>N</b>	3/4" x 12'   1.9 cm x 3.6 m

### Filters

Particulate, Hydrosorb® & Aqua  
Increase pump longevity

Available in 1" and 3/4" NPT  
Suitable for all electric pumps

Compatible with gasoline and diesel



### Filter Heads

700ACGF7017 **N** 1"

F4030PM0	<b>N</b>	Particulate   Up to 40 GPM (151 LPM)   50 PSI (3.4 bar)   30 Micron
F4010PM0	<b>N</b>	Particulate   Up to 40 GPM (151 LPM)   50 PSI (3.4 bar)   10 Micron
F1810PM0	<b>N</b>	Particulate   Up to 18 GPM (68 LPM)   50 PSI (3.4 bar)   10 Micron
F1810PM1	<b>N</b>	Particulate w/ drain   Up to 18 GPM (68 LPM)   50 PSI (3.4 bar)   10 Micron
F1810HM0	<b>N</b>	Hydrosorb   Up to 18 GPM (68 LPM)   50 PSI (3.4 bar)   10 Micron
F1810PC1	<b>N</b>	Particulate w/ drain   Up to 18 GPM (68 LPM)   50 PSI (3.4 bar)   10 Micron
F1810HC1	<b>N</b>	Aqua w/ drain   Up to 18 GPM (68 LPM)   50 PSI (3.4 bar)   10 Micron
1210KTF7019	<b>N</b>	F1810HM0 filter w/ 1200KTG9075 filter head kit
1200KTF7018	<b>N</b>	F1810PM0 filter w/ 1200KTG9075 filter head kit
KIT300FA	<b>N</b>	F4030PM0 filter w/ 700ACC7017 filter head kit (Pictured)



### Nozzles

Viton seals and O-rings  
Integral hanging hook

50 PSI | 3.4 bar  
Rated to -20°F/-28°C

Available in 1" and 3/4" NPT



### 1" Ultra High Flow Automatic Nozzles

Compatible with gasoline, diesel, E15, biodiesel to B20, and kerosene.

N100DAU13	<b>N</b>	Red cover   5-40 GPM (19-150 LPM) (Pictured right)
N100DAU13G	<b>N</b>	Green cover   5-40 GPM (19-150 LPM) (Pictured right)
N100DAU13Y	<b>N</b>	Yellow cover   5-40 GPM (19-150 LPM) (Pictured right)



### Automatic Nozzles

Compatible with gasoline, diesel, E15, biodiesel to B20, and kerosene.

N100DAU12	<b>N</b>	1"   Red cover   5-25 GPM (19-95 LPM)
N100DAU12G	<b>N</b>	1"   Green cover   5-25 GPM (19-95 LPM)
FRNA100DAU00	<b>NA</b>	1"   Blue cover   5-25 GPM (19-95 LPM) (Rated to -40°F/-40°C)
N075DAU10	<b>N</b>	3/4"   Green cover   2.5-14.5 GPM (9.5-55 LPM) Diesel only
N075UAU10	<b>N</b>	3/4"   Red cover   2.5-14.5 GPM (9.5-55 LPM) Unleaded only
FRNA075DAU10	<b>NA</b>	3/4"   Blue cover   2.5-14.5 GPM (9.5-55 LPM) (Rated to -40°F/-40°C)

### Manual Nozzles

Compatible with gasoline and diesel

FRHMN100S	<b>N</b>	1"   Up to 20 GPM (75 LPM)
FRHMN075S	<b>N</b>	3/4"   Up to 20 GPM (75 LPM)

### Multi-plane Swivels

360° rotation | Rated to -40°F/-40°C

S100H1315	<b>N</b>	1"
S075H1314	<b>N</b>	3/4"



### Whip Hoses

Resistant to cuts, abrasions, & weather

WH10012	<b>N</b>	1" x 12"   1" x 30.5 cm
WH07509	<b>N</b>	3/4" x 9"   3/4" x 22.9 cm



### Vent Caps

FRTC	<b>N</b>	Cap only
FRTC B	<b>N</b>	Cap w/ 2" (5 cm) base

### Breakaways

Non-reconnectable | Instant closing poppet check valve

B100F475	<b>N</b>	1"
B075F350	<b>N</b>	3/4"



### Suction Pipes

Telescoping suction pipes available in metallic and non-metallic


1200KTG9099	<b>N</b>	Steel   1" x 20" to 34 1/2"   1" x 50.8 cm - 87.6 cm
30F1879	<b>N</b>	Polypropylene   1/2" x 21" to 36"   1/2" x 53.3 cm - 91.4 cm





# FILL-RITE®

## In-line Digital Turbine Meter For Gasoline / Diesel / Kerosene / Mineral Spirits



**+/-1% accuracy rating**

**20 factory calibration presets**

### TT10 Series In-line Digital Turbine Meters

**Flow 2-35 GPM (8-132 LPM)**

+/-1% accuracy

1" inlet | 1" outlet NPT or BSPP threads  
Impact damage resistance

User replaceable batteries (2 AA)

Easy field calibration | Memory backup  
Install in-line, hose-end, or at the pump



### Included Accessories | Additional Compatible Fluids | Materials of Construction

TT10AN	N	3/4" reducer bushings (2)   Jet fuel, heptane, gasoline, diesel   Aluminum
TT10ANC	N	E85, B100 biodiesel, non-potable water, jet fuel, lavatory water, gasoline, diesel   Nickel-plated aluminum
TT10AB	B	Jet fuel, heptane, gasoline, diesel   Aluminum
TT10ABC	B	E85, B100 biodiesel, non-potable water, jet fuel, lavatory water, gasoline, diesel   Nickel-plated aluminum



**GOODYEAR**  
RUBBER PRODUCTS, INC.

+1.727.342.5087

También puede enviarnos un correo electrónico a [ventas@goodyearrubberproducts.com](mailto:ventas@goodyearrubberproducts.com)

# FILL-RITE®

## Digital Display Meters

For Gasoline / Diesel / Biodiesel / E15 / Kerosene / Heptanes / Stoddard Solvents / Mineral Spirits

### 900 Series Digital Meters

**Flow 6-40 GPM (23-151 LPM)**

+/-1.25% accuracy rating

1" | 1.5" inlet/outlet - NPT or BSPT threads  
Memory backup in case of power failure

Field/factory calibration

90° movable electronic head  
Powered by 2 AA batteries



### Included Accessories | Inlet/Outlet Size

900CD	N	1" inlet/outlet
900CD1.5	N	1.5" inlet/outlet
900CDBSPT	B	1" inlet/outlet
900CD1.5BSPT	B	1.5" inlet/outlet
900CDP	N	Intrinsically safe barrier, pulse output   1" inlet/outlet (Pictured right)
900CDPBSPT	B	Intrinsically safe barrier, pulse output   1" inlet/outlet
900CDP1.5	N	Intrinsically safe barrier, pulse output   1.5" inlet/outlet
900CDP1.5BSPT	B	Intrinsically safe barrier, pulse output   1.5" inlet/outlet
900CDPX	N	Pulse output   1" inlet/outlet (Not for explosive atmospheres)
900CDPX1.5	N	Pulse output   1.5" inlet/outlet (Not for explosive atmospheres)
900CDPXBSP	B	Pulse output   1" inlet/outlet (Not for explosive atmospheres)
900CDPX1.5BSPT	N	Pulse output   1.5" inlet/outlet (Not for explosive atmospheres)



### In-line Digital Meter

Compatible with Diesel and Kerosene only

**Flow 3-26 GPM (11-98 LPM)**

+/-5% accuracy rating

1" NPT inlet/outlet  
Measures gallons, liters, quarts, pints  
Protective rubber guard

FR1118A10 N Meter only



### 820 Series Nutating Disc Meter

Compatible with Water, Diesel, and Mild Chemicals

**Flow 2-20 GPM (8-76 LPM)**

+/-0.2% accuracy rating

1" NPT inlet/outlet  
Factory/field calibration  
Powered by 2 AA batteries



# FILL-RITE

## Mechanical Meters For Gasoline / Diesel / B20 / E15 / Kerosene

### 4-Wheel Mechanical Meters

Flow 6-40 GPM - *Gallon register*

+/-2% accuracy rating  
Aluminum construction



#### Included Accessories | Inlet/Outlet Size

901C	N	1" inlet/outlet
901C1.5	N	1.5" inlet/outlet
901CMK300	N	Includes fittings and castings to mount on FR300 series pumps   1" inlet/outlet
901CMK300V	N	Includes fittings and castings to mount on FR300V and FR700V series pumps   1" inlet/outlet (Pictured above)
901CMK4200	N	Includes fittings and castings to mount on FR4200, NX3200, and FR710 series pumps   1" inlet/outlet
901CN1.5	N	Fluorocarbon seals   1.5" inlet/outlet (Nickel-plated meter also compatible with biofuels)

Flow 23-151 LPM - *Liter register*

+/-2% accuracy rating  
Aluminum construction



901CL	N	1" inlet/outlet
901CLX418	B	
901CL1.5	N	1.5" inlet/outlet (Pictured above)
901CL1.5X418	B	
901CLMK300	N	Includes fittings and castings to mount on FR300 series pumps   1" inlet/outlet
901CLMK300V	N	Includes fittings and castings to mount on FR300V and FR700V series pumps   1" inlet/outlet
901CLMK4200	N	Includes fittings and castings to mount on FR4200, NX3200, and FR710 series pumps   1" inlet/outlet
901CLN1.5	N	Fluorocarbon seals   1.5" inlet/outlet (Nickel-plated meter also compatible with biofuels)
901CNL1.5X418	B	1.5" inlet/outlet (Nickel-plated meter also compatible with biofuels)

### 3-Wheel Mechanical Meters

Flow 5-20 GPM - *Gallon register*

+/-1% accuracy rating  
Aluminum construction



#### Included Accessories | Inlet/Outlet Size

806C	N	1" inlet/outlet (Gravity feed model   Pictured above)
807C	N	3/4" inlet/outlet
807C1	N	1" inlet/outlet
807CMK	N	Includes fittings to mount on FR1200, FR2400, FR600, SD600, SD1200, and FR700V series pumps   3/4" inlet/outlet
807CN1	N	1" inlet/outlet (Nickel-plated meter also compatible with biofuels)

### 3-Wheel Mechanical Meters continued

Flow 19-76 LPM - *Liter register*

+/-1% accuracy rating  
Aluminum construction



806CL	N	1" inlet/outlet (Gravity feed model)
807CL	N	3/4" inlet/outlet
807CLX418	B	
807CL1	N	1" inlet/outlet
807CL1X418	B	
807CLMK	N	Includes fittings to mount on FR1200, FR2400, FR600, SD600, SD1200, and FR700V series pumps   3/4" inlet/outlet
807CLN1	N	1" inlet/outlet (Nickel-plated meter also compatible with biofuels   Pictured above)
807CNL1X418	B	1" inlet/outlet (Nickel-plated meter also compatible with biofuels)

### TN Series Meters

Fluid compatibility varies per model



Flow 0.5-15 GPM (1.5-57 LPM)

+/-2% accuracy rating  
1" | 1.5" NPT or BSPP inlet/outlet

TN740 - Max pressure 1,000 PSI / 69 bar  
TN760 - Max pressure 400 PSI / 28 bar

#### Fluid Register | Flow Rate | Inlet/Outlet Size

For use with high viscosity lube oils

TN740AN1CAA1LAI	N	Liter register   1.5-40 LPM   1" inlet/outlet
TN740AN1CAA1TAI	N	Gallon register   0.5-10 GPM   1" inlet/outlet
TN740AN1CBA1LAI	B	Liter register   1.5-40 LPM   1" inlet/outlet
TN760AN1CAB1GAF	N	Gallon register   0.6-15 GPM   1.5" inlet/outlet (Pictured right)
TN760AN1CAB1LAF	N	Liter register   2.3-57 LPM   1.5" inlet/outlet
TN760AN1CBB1LAF	B	Liter register   2.3-57 LPM   1.5" inlet/outlet



Flow 6-60 GPM (23-230 LPM)

+/-2% accuracy rating  
1.5" NPT or BSPP inlet/outlet

Max pressure 150 PSI / 10 bar

#### Fluid Register | Compatible Fluids

TN860AN1CAB1GAC	N	Gallon register   Diesel, biodiesel, jet fuel, kerosene
TN860AN1CAB1GAC-RL	N	Gallon register   Diesel, biodiesel, jet fuel, kerosene (right-to-left flow)
TN860AN1CAB1LAC	N	Liter register   Diesel, biodiesel, jet fuel, kerosene
TN860AN1CAB2GAC	N	Gallon register   Gasoline, water
TN860AN1CAB2GBC	N	Gallon register   E85, E100, ALS, solvents
TN860AN1CAB2LAC	N	Liter register   Gasoline, water
TN860AN1CAB2LBC	N	Liter register   E85, E100, ALS, solvents
TN860AN1CBB1LAC	B	Liter register   Diesel, biodiesel, jet fuel, kerosene
TN860AN1CBB2LAC	B	Liter register   Gasoline, water







# FILL-RITE FMS™

## NEW! Fuel Management System

fillrite.com/fms

EASY AS...

1. Hardware

2. Mobile App

3. Web Portal



### Hardware

Low cost, full featured | Constant connectivity  
Easy, modular installation

Small footprint, big functionality  
2-year warranty



Fill-Rite FMS hardware is compatible with most existing fuel pumps and meters. Installation is quick and simple and designed to scale with your business needs.

NXFM100	Site controller
NXFM150	5 hose expansion module



### Mobile App

Use devices you already have  
Secure your pumps

Say goodbye to pen and paper  
Better fuel attribution

The app works with Android and iOS devices you use every day. Fuel access is gated behind driver-specific pin codes, helping protect you from theft and unauthorized transactions.



### Web Portal

Customized, automated reports and paperwork  
Instant visibility into all of your tanks

Advanced inventory management  
Cloud-based software

Fill-Rite's web portal serves as your all-in-one fuel dashboard. Check inventory, run reports, and manage pump permissions from one place.

Your fuel data is available any time, anywhere, on any computer through your Fill-Rite FMS account. View real-time transactions and push out automatic updates to prevent fraud and control fuel use.

DOWNLOAD THE FREE "FILL-RITE FMS" APP NOW!  
Try the demo to see just how easy full featured fuel management

ANDROID APP ON

Download on the

**GOODYEAR**  
RUBBER PRODUCTS, INC.

+1.727.342.5087

También puede enviarnos un correo electrónico a  
ventas@goodyearrubberproducts.com

# FILL-RITE DEF™

NEW! DEF Pump Systems  
For Diesel Exhaust Fluid (DEF) /  
AdBlue® / Water



DEF/ADBLUE® SYSTEMS  
FROM THE LEADER  
IN FUEL TRANSFER

### DF Series - DEF Transfer Systems

Flow 8 GPM (30 LPM)

1" BSPP x 3/4" Hose barb  
12V DC or 120V AC systems  
EPDM seals | Self-priming to 6'

30-minute duty cycle  
38 psi / 2.6 bar max bypass  
2-year warranty

#### 12V DC | Included Accessories

1" x 3/4" Hose barb elbows | 1" x 3/4" Hose barb straight fittings | Worm gear hose clamps

DF012N	H	No additional accessories
DF012CMN520	H	Cage IBC bracket, manual nozzle, nozzle boot, 5' suction hose, 20' discharge hose
DF012CAN520	H	Cage IBC bracket, automatic nozzle, nozzle boot, 5' suction hose, 20' discharge hose
DF012CAN520-RP	H	Cage IBC bracket, automatic nozzle, nozzle boot, RPV dispense coupler, 5' suction hose, 20' discharge hose
DF012CAT520	H	Cage IBC bracket, TT10PB meter, automatic nozzle, nozzle boot, RPV dispense coupler, 5' suction hose, 20' discharge hose

#### 120V AC | Included Accessories

1" x 3/4" Hose barb elbows | 1" x 3/4" Hose barb straight fittings | Worm gear hose clamps

DF120N	H	No additional accessories
DF120CMN520	H	Cage IBC bracket, manual nozzle, nozzle boot, 5' suction hose, 20' discharge hose
DF120DAN520	H	Drum bracket, automatic nozzle, nozzle boot, 5' suction hose, 20' discharge hose
DF120CAN520	H	Cage IBC bracket, automatic nozzle, nozzle boot, 5' suction hose, 20' discharge hose
DF120CAN520-RP	H	Cage IBC bracket, automatic nozzle, nozzle boot, RPV dispense coupler, 5' suction hose, 20' discharge hose



## 400B Series Electric Diaphragm Pumps

For Pesticides / Fertilizers / Mild Acids / Soaps / Water



### 400B Series Diaphragm Pumps

Flow 15 GPM (57 LPM)

1" inlet | 1" outlet NPT threads

10' suction lift

Santoprene diaphragms® | EPDM seals

\*Hytrel diaphragms | Viton seals

15 psi / 1 bar

#### 12V DC | Included Accessories

12' EPDM discharge hose | Ball valve | Hose barbs | Hose clamps

SS411BCEXP	B	No accessories (CE compliant, Explosion-proof motor)
SS413BCEXPPG	N	2" F Camlock coupler w/F threads, 2" x 1" reducer bushing, 39" EPDM hose (CE compliant, Explosion-proof motor)
SS415B	N	No accessories
SS415BX670	N	No accessories
SS415BEXPX670	N	No accessories (UL listed explosion-proof motor)
SS415BX731	N	Bracket on pump, no accessories
SS415BX731PG	N	Bracket on pump, 2" F Camlock coupler w/F threads, 2" x 1" reducer bushing, 23"-40" poly telescoping suction tube
SS417B	N	Cap and spin-on collar for bung, 23"-40" poly telescoping suction tube
*SS419BX665	N	2" poly street elbow, Monsanto coupler, 23"-40" poly telescoping suction tube, pump support bracket (for use with Monsanto tanks)
SS420B	N	Nozzle hanger, 23"-40" poly telescoping suction tube
SS435B	N	Short frame Chemtraveller, 825 meter, 9' EPDM suction hose, anti-drip tip, 1" F Camlock coupler w/M threads, 1" poly short nipple
SS435BCEXP	N	Short frame Chemtraveller, 825 meter, 9' EPDM suction hose, anti-drip tip, 1" F Camlock coupler w/M threads, 1" poly short nipple (CE compliant, Explosion-proof motor)
SS435BX675	N	Short frame Chemtraveller, 850 meter, 9' EPDM suction hose, anti-drip tip, 1" F Camlock coupler w/F threads, 1" poly short nipple
SS435BX700	N	Short frame Chemtraveller, 825 meter, 9' EPDM suction hose, anti-drip tip, 1" F Camlock coupler w/M threads, 1" poly short nipple (Gaskets and seals are EPDM)
SS435BX713	N	Short frame Chemtraveller, 9' EPDM suction hose, anti-drip tip, 1" F Camlock coupler w/M threads, 1" poly short nipple

### 400B Series Continued

#### 12V DC | Included Accessories

12' EPDM discharge hose | Ball valve | Hose barbs | Hose clamps

SS435BEXPX703	N	Short frame Chemtraveller, anti-drip tip, no hoses or hose clamps included (UL listed explosion-proof motor)
SS445B	N	9" GemCap, 825 meter, 28.5"-45.5" poly telescoping suction tube w/ bellows, check valve, built-in recirculation valve
SS445BX700	N	9" GemCap, 825 meter, 28.5"-45.5" poly telescoping suction tube w/ bellows, check valve, built-in recirculation valve (Gaskets and seals are EPDM)
SS445BX727	N	9" GemCap, 825 meter, 28.5"-45.5" poly telescoping suction tube w/ bellows, check valve, built-in recirculation valve

#### 115V AC | Included Accessories

12' EPDM discharge hose | Ball valve | Hose barbs | Hose clamps

SS460B	N	Nozzle hanger, 23"-40" poly telescoping suction tube
SS460BX674	N	Nozzle hanger, 23"-40" poly telescoping suction tube
SS460BX731	N	Bracket on pump, nozzle hanger, 23"-40" poly telescoping suction tube
SS460BX731PG	N	Bracket on pump, 2" F Camlock coupler w/F threads, 39" EPDM hose, 23"-40" poly telescoping suction tube,
SS465BEXP	N	Tall frame Chemtraveller, 825 meter, 9' EPDM suction hose, anti-drip tip, 1" F Camlock coupler w/M threads, 1" poly nipple (UL listed explosion-proof motor)
SS465BX713	N	Tall frame Chemtraveller, anti-drip tip, no hoses or hose clamps included

### Electric Diaphragm Pumps

Compatible with Diesel / Gear & Motor Oils

Flow 15 GPM (57 LPM)

1" inlet | 1" outlet NPT threads

15 psi / 1 bar

Hytrel diaphragms | NBR seals

10' suction lift

#### Included Accessories

12' hose | 23"-40.5" steel telescoping suction pipe

FR405BEXPX054	N	12V DC   No accessories (UL listed explosion-proof motor)
FR410B	N	12V DC   Manual nozzle
FR410BEXP	N	12V DC   Manual nozzle
FR450B	N	115V AC   Manual nozzle (Pictured right)

#### 24V DC | Included Accessories


FR205B	N	No accessories
FR205BX054	N	No accessories
FR210B	N	12' hose, manual nozzle, 23"-40.5" steel telescoping suction pipe



+1.727.342.5087

También puede enviarnos un correo electrónico a [ventas@goodyearrubberproducts.com](mailto:ventas@goodyearrubberproducts.com)





**In-line Digital Turbine Meter**  
For DEF / AdBlue / Anti-freeze / De-icing Fluid / Non-Potable Water / Chemicals

**TT10 Series In-line Digital Turbine Meters**

**Flow 2-35 GPM (8-132 LPM)** +/-1% accuracy rating  
1" inlet | 1" outlet NPT or BSPP threads  
Impact damage resistance

User replaceable batteries (2 AA)  
Easy field calibration | Memory backup  
Install in-line, hose-end, or at the pump



- TT10PN **N** Engineered polymer meter only
- TT10PB **B** Engineered polymer meter only

**In-line Digital Meter** Compatible with DEF / AdBlue / Water / Detergents

**Flow 3-26 GPM (11-98 LPM)** +/-5% accuracy rating  
1" NPT inlet/outlet  
Measures gallons, liters, quarts, pints  
Protective rubber guard



- FR1118P10 **N** Meter only



**800 Series Digital Meters**  
For Pesticides / Fertilizers / Diesel / DEF / AdBlue / Crop, Gear & Motor Oils / Mild Acids / Soaps / Water

**Flow 2-20 GPM (7-75 LPM)** +/-0.5% accuracy rating  
1" inlet | 1" outlet NPT or BSPP threads  
1-step calibration

Glass-filled polypropylene housing  
Waterproof, corrosion resistant body



**Included Accessories | Max Pressure**

825	<b>N</b>	Meter only   125 PSI (8.6 bar)   (2) AA battery powered
825X700	<b>N</b>	Meter only, EPDM seals   125 PSI (8.6 bar)   (2) AA battery powered
825D075BSPPS	<b>B</b>	3/4" BSPP threads   125 PSI (8.6 bar)   (2) AA battery powered
825P	<b>N</b>	4-20 mA analog output, Pulse output, Power and signal cable   125 PSI (8.6 bar)   (2) Lithium CR2032 batteries
850	<b>N</b>	Meter only   120 PSI (8.27 bar)   (2) AA battery powered
850P	<b>N</b>	4-20 mA analog output, Pulse output, Power and signal cable   120 PSI (8.27 bar)   (2) Lithium CR2032 batteries (Pictured below)

**Series 850P (Bulk Air Detector Model)**

The 850 series meter offers all the great features of the 825, but also incorporates a mass air sensor that distinguishes between fluid and air. As a result, the 850 stops metering when you finish emptying a container, improving the accuracy by not metering the air. The "P" designation in the model number tells you this meter has pulse output, making it an excellent choice for batching, use with FMS and PLC systems, and remote monitoring.

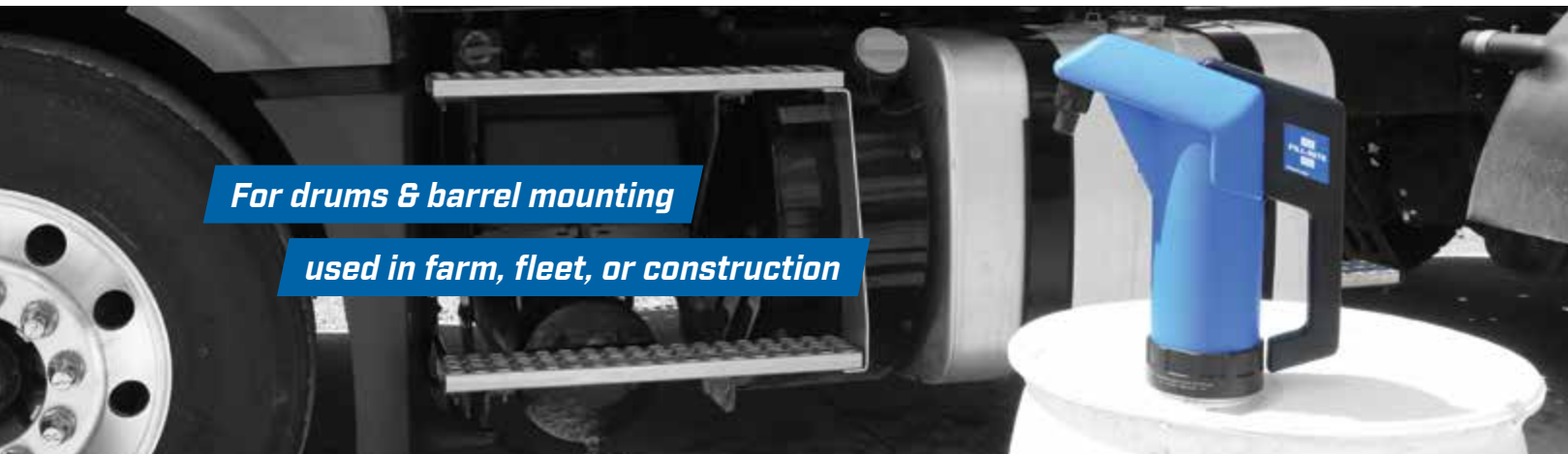




# FILL-RITE®

## Hand Pumps

For Hydraulic, Engine, & Gear Oils / Diesel / Anti-Freeze / Mild Acids / DEF / AdBlue / Degreasers



For drums & barrel mounting

used in farm, fleet, or construction

### Air Operated Hand Pump

Flow 6.5 GPM (24.6 LPM)

2" NPT bung adapter  
100 psi / 6.8 bar max pressure

FRAP32V **N** Telescoping suction pipe

### Hand Lever Pump

Flow 11oz/stroke

2" NPT bung adapter  
Polypropylene construction

FRHP32V **N** Telescoping suction pipe

## Accessories

For Hydraulic, Engine, & Gear Oils / Diesel / Anti-Freeze / Mild Acids / DEF / AdBlue / Degreasers

### Mounting Options

Stainless steel  
For totes, drums, and barrels

KITDFCB Cage IBC bracket, nozzle reservoir w/bracket

KITDFDB Drum bracket (Pictured below), nozzle reservoir w/bracket

KIT180MPPS IBC mounting plate



## Accessories continued

### Nozzles

Stainless steel or Non-metallic construction

FRDFM075C	<b>H</b>	DEF manual nozzle
FRDFA075B	<b>H</b>	DEF automatic nozzle
FRDFA075A	<b>B</b>	Premium DEF automatic nozzle (Stainless steel)
KITDFMN	<b>H</b>	DEF automatic nozzle with TT10PB meter assembly

### Suction Pipes

30F1879	<b>N</b>	1/2" x 23"-40 1/2" telescoping poly suction pipe
1200KT67743	<b>N</b>	1" x 43" 3-piece PVC suction pipe
KIT180DTPS	<b>H</b>	Non-metallic dispense coupler and suction tube - 3/4" hose barb

### Hoses

EPDM material  
3/4" Bare ends

KITDFH05	5'   1.5 m (Suction hose)
KITDFH20	20'   6 m

### Misc.

Accessories to accompany chemical dispensing systems

KITS05NDEF	Poly manual nozzle w/stainless steel spout, 8'   2.4 m hose, 6'   1.8 m suction hose
KIT180MAPS	Automatic nozzle, 12'   3.6 m hose, 6'   1.8 m suction hose, stainless steel mounting plate
KIT180MAMPS	825 digital meter, automatic nozzle, 12'   3.6 m hose, 6'   1.8 m suction hose, stainless steel IBC tote mounting plate
KITHA32V	8'   2.4 m hose w/ball valve tap
KITHA32VMN	8'   2.4 m hose, polypropylene manual nozzle w/stainless steel spout, hose bracket
KITDFNB	Plastic nozzle reservoir, nozzle reservoir bracket
MMNM075RPV	Non-metallic, 4-pin RPV dispense coupler
MMSS075RSV	Stainless steel 4-pin RSV dispense coupler
MMSS075EPV	Stainless steel 3-pin EPV dispense coupler





**THE MOST  
TRUSTED  
NAME  
IN PUMPS  
AND METERS**

**FILL-RITE**

[www.goodyearrubberproducts.com](http://www.goodyearrubberproducts.com)

**SOTERA**  
SYSTEMS

[sales@goodyearrubberproducts.com](mailto:sales@goodyearrubberproducts.com)



**MADE IN  
USA**

FRCatalog-1118-Rev.4

**Tuthill**

**GOODYEAR**  
RUBBER PRODUCTS, INC.

 **+1.727.342.5087**

**GOODYEAR RUBBER PRODUCTS, INC.**  
ST. PETERSBURG, FL USA  
727.822.4672

[SALES@GOODYEARRUBBERPRODUCTS.COM](mailto:SALES@GOODYEARRUBBERPRODUCTS.COM)

También puede enviarnos un correo electrónico a  
[ventas@goodyearrubberproducts.com](mailto:ventas@goodyearrubberproducts.com)