

Continental 
The Future in Motion



Power Transmission Products

2017 Full Line Catalog

GOODYEAR
RUBBER PRODUCTS, INC.

 **727-342-5088**

You can also email us at
GRP@goodyearrubberproducts.com

The 3 E's of Efficiency

At ContiTech, we are committed to helping you improve your bottom line. That is why we provide a team of drive system specialists, a wide range of products and maintenance tools to help ensure your mechanical belt drive systems run as efficiently as possible. Three simple steps can help you save energy, increase productivity and keep your systems operating at their best:



Synchronous

Banded

V-Belt

Bushing Hardware

Specialty

Automotive & Truck

General Infor

Evaluate



Competence for facility-wide improvement.

As an industry-leading manufacturer of ContiTech's branded synchronous and V-configured power transmission belts, we will help you enhance productivity and operational savings, reduce noise and lower energy costs.

Empower



Recommendations that deliver value.

With a large selection of industry-leading drive components, we will help you reduce energy consumption and maximize efficiencies.

Educate



Hands-on training to ensure longevity.

Our ContiTech Technical Managers offer a full training curriculum, providing you access to the latest in installation and maintenance best practices.

See how the 3 E's have enhanced efficiencies for operations like yours at realptresults.com.

Table of Contents

Overview

| | |
|-----------------------------|-----|
| Power Transmission Products | 4-5 |
| MaximizerPro™ | 6 |
| Drive Change™ Tools | 7-8 |

Synchronous Belt Products

| | | |
|--|--|-------|
| Introduction to Synchronous Belts | | 9 |
| SilentSync® | 8M, 14M | 10-13 |
| SilentSync® Sprockets | 8M, 14M | 14-20 |
| Conti® Synchrochain Carbon | 8M, 14M | 21-24 |
| Falcon Pd® | 8M, 14M | 25-26 |
| Falcon Pd® and Synchrochain Carbon Sprockets | 8M, 14M | 27-31 |
| Hawk Pd® | 3M, 5M, 8M, 14M, 20M | 32-33 |
| Hawk Pd® Sprockets | 3M, 5M, 8M, 14M, 20M | 34-37 |
| Hawk Pd® Taper-Lock Sprockets | 8M, 14M | 38-39 |
| Blackhawk Pd® | 8M, 14M | 40-41 |
| Blackhawk Pd® Sprockets | 3M, 5M, 8M, 14M, 20M | 42-43 |
| Positive Drive Pd® | MXL, XL, L, H, XH, XXH | 45-46 |
| Positive Drive Pd® Sprockets | XL, L, H, XH, XXH; L & H Taper-Lock | 47-52 |
| Super Torque Pd® | S3M, S4.5M, S5M, S8M, S14M | 53-55 |
| Dual Hi-Performance Pd® | 8M, 14M | 56-57 |
| Dual Positive Drive | XL, L, H | 58 |
| Open End Pd® | Positive Drive Pd® Falcon Pd® Hawk Pd® Super Torque Pd® Metric T Pd® | 59-61 |
| ELATECH® Polyurethane Belts | T, AT, ATL, HTD®, RTD, STD, TK, ATK, XL, L, H, XH, Flat belting | 62-65 |
| Acculinear® | | 66-68 |
| Acculinear® Sprockets | 25mm, 50mm | 69-70 |
| Acculinear® Clamping Plates | 8mm, 14mm | 71 |

Banded Belt Products

| | | |
|------------------------------|----------------------|-------|
| Introduction to Banded Belts | | 72 |
| Torque Team® (Laminated) | 5VL | 73 |
| HY-T® Wedge Torque Team® | 3VX, 3V, 5VX, 5V, 8V | 75-76 |
| Torque Team Plus® | 5VF, 8VF | 77-78 |
| HY-T® Torque Team® Classical | BX, B, CX, C, D | 79-80 |
| Poly-V® | J, L, M | 81-83 |

V-Belt Products

| | | |
|---------------------------|-------------------------------|---------|
| Introduction to V-Belts | | 85-85 |
| Wedge TLP™ Narrow | 3VT, 5VT, 8VT | 86-87 |
| HY-T® Wedge | 3VX, 3V, 5VX, 5V, 8VX, 8V | 88-90 |
| HY-T® Plus (Classical) | A, B, C, D, E | 91-94 |
| Torque-Flex® | AX, BX, CX | 95-98 |
| Metric | XPZ, XPA/SPA,XPB/SPB, XPC/SPL | 99-102 |
| Hex | AA, BB, CC, CCP | 103-105 |
| Auto Drive® (Aramid Core) | 93, 94, 95, 97 | 106-109 |

| | | |
|---------------------------|----------------|---------|
| FHP | 2L, 3L, 4L, 5L | 109-111 |
| Open End V-Belting | A, B, C, D | 112 |
| Metal Sheaves and Pulleys | | 113-129 |

Bushing/Flat Idler Hardware

| | | |
|-------------|--|---------|
| Bushings | | 130-142 |
| Flat Idlers | | 143-144 |

Specialty Belt Products

| | | |
|------------------------------|----------------------------|---------|
| Neothane® | 3M, 5M, 7M, 11M | 145-147 |
| Variable Speed | | 148-150 |
| Flat Belting (Truly Endless) | | 151-153 |
| Bowling Machines | | 154 |
| Axial Fan Pd® Belts | 14M | 155 |
| Axial Fan Pd® Sprockets | 14M | 156 |
| Cotton Cleaners | 61CCB, 63CCB, 64CCB, 65CCB | 156 |

Continental Elite® Automotive & Truck Belt Products

| | | |
|---------------------------|--|-----|
| Poly-V® Belts | | 157 |
| V-Belts | | 157 |
| Timing Belts | | 158 |
| Truck Refrigeration Belts | | 158 |

General Information

| | | |
|---|--|---------|
| Belt Size Information | | 159 |
| Technical Information | | 160-170 |
| Mandrel Quantity Requirements | | 171-173 |
| Belt Storage | | 173-175 |
| Matchmaker® System | | 176 |
| Oil & Chemical Resistance of Power Transmission Belts | | 177 |
| Static Conductive Belts | | 178 |
| Product Accessories & Sales Aids | | 179-181 |
| Terms & Conditions | | 182 |
| Warnings | | 183 |

Notice on Static Conductivity

Drive conditions and service variables in combination with time in operation can result in loss of static conductivity. It is recommended that a conductivity check be added to drive preventative maintenance programs where belt static conductivity is a requirement. For more information on

We Provide Much More than Quality Products

Working with us, you will receive the high level of service and support that is critical to stay ahead in today's business environment. Our branded power transmission products are available through qualified distributors that are carefully selected and trained to provide much more than quality ContiTech products. A complete selection of value-added services are available including cost reduction programs, sales and technical support and inventory control programs.



SilentSync®



Conti® Synchrochain Carbon



Falcon Pd®

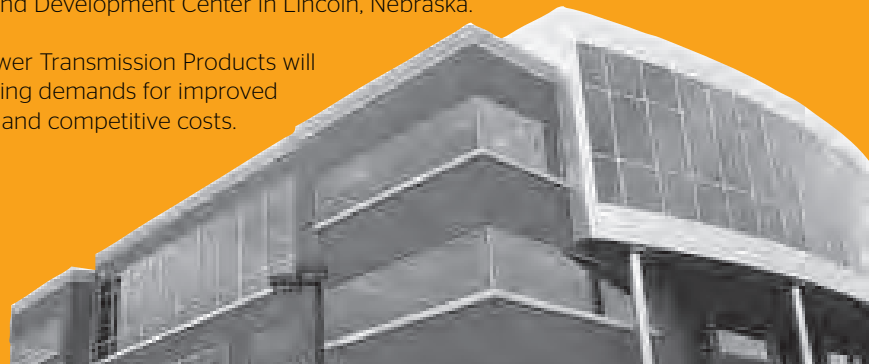
Innovative Products

ContiTech is an industry leader with an enviable history of product innovation and power transmission industry firsts, including:

- › **SilentSync®** enhanced premium synchronous belts, with a patented Helical Offset Tooth (H.O.T.) design for reduced noise, reduced vibration and increased efficiency have increased horsepower and temperature ratings designed to perform.
- › **Conti® Synchrochain Carbon** with a newly developed carbon tension member, this timing belt boasts higher power capacity, a longer service life and hardly any initial tension loss.
- › **Falcon Pd®** synchronous belts are setting the new standard in synchronous belt drive systems.
- › **MaximizerPro™** Drive Selection Analysis software program for easy, accurate selection of the best money-saving components for your application.
- › **Wedge TLP™** provides an advanced homogeneous construction, allowing unprecedented performance that requires virtually no maintenance.
- › **Torque Team Plus®** belts with the strength and power transmission capacity to replace large chain drives.
- › **Poly-V®** belts with nylon fabric rib facing, fiber-loaded rib compounds and fully machined rib surfaces.

Equally important, the research and development that produced these dramatic improvements is a continuing process. We continue to have a multitude of new innovations that are being developed at our Research and Development Center in Lincoln, Nebraska.

That means our branded Power Transmission Products will continue to meet the increasing demands for improved drive efficiency, long belt life and competitive costs.



Distribution you can count on

Our distributors are committed to providing you the absolute best in products and service. They are thoroughly trained on ContiTech belting and stand ready to meet all your power transmission needs.

These distributors are backed by a staff of sales representatives specially trained and qualified to conduct in-depth studies of your current operations. In addition, sales representatives and our distributors have access to powerful computer programs needed to optimize your current drive/belt applications.

Take comfort in the high level of service, delivery and technical expertise that only comes from a local source backed by a manufacturer with advanced worldwide research and production capabilities.

Cost reduction programs

We can provide you with the tools and services to reduce your operating costs associated with power transmission products. Through training and drive analysis software, we can show you how to eliminate problem drives that are bringing down your productivity.

Customized training

Whenever you need it, wherever you want it, customized training is available for your associates. From maintenance and installation clinics to in-depth training on analyzing failed power transmission products, our distributors and sales representatives can give you the guidance needed to choose, install and maintain your power transmission products.

Installation, maintenance and troubleshooting tools

From initial installation to routine maintenance checks, we offer the tools that make your job easier. Simple to use, reliable and more important, keeping your operations productive and efficient.

Technical assistance

We are proud to offer you the very finest "problem solvers" in the industry. All our distributors are factory-trained in the applications of the products we manufacture. Our professional design engineers are also available for consultation by calling your sales representative. Their combined knowledge and experience are there for you around the clock.

Customer satisfaction

Customer satisfaction is foremost in our guiding principles. It shows in our services. It shows in our products. Most importantly, it shows in the unparalleled customer quality rating our branded power transmission products have received from several key OEMs.

We have determined that the surest route to customer satisfaction is through a constant effort to improve. This commitment guarantees the quality of ContiTech products, our services, deliveries and more - both now and in the years to come.

ISO 9001 certified global sourcing

With state-of-the-art manufacturing facilities around the world, we have the capability of meeting market demands by strategically sourcing product to fill the product supply pipeline. You can also count on the same quality product no matter where in the world our products originate.

ISO 9001 is one of the most widely accepted international standards for quality. Our belt manufacturing plants are all ISO 9001 certified.

Quality service

Our pledge is a simple one: Quality service that you can always depend on. It is a commitment from us and our distributors to you.



With ContiTech, you are much more than a customer. You are an integral piece to success. We pledge to support you with quality products, inventory, service, technical help and more.

ContiTech has a tradition of product excellence. Along with our extensive distributor network, ContiTech forms a team second to none in total product and service offerings. Our goal is to supply you with the best products.

We are constantly looking for ways to help you save money on your existing processes, combining your expertise with our knowledge of power transmission products to make every operation as efficient as possible.

Drive ChangeSM is a program we promote to maximize efficiencies, reduce maintenance costs and increase your productivity. We know that it only takes minor improvements in drive efficiency to improve your facility's efficiency with each energy dollar spent. To pinpoint the improvements, we have developed easy-to-use software programs such as MaximizerProTM. With MaximizerProTM, mechanical drive costs can be analyzed, thus identifying the best drive belts for your needs.

In many instances, Drive ChangeSM involves upgrading your drives to the latest innovative belt technology that allows for increased efficiency and reduced cost of operation. For example, upgrading from a standard Classical V-belt to a Narrow V-belt can reduce hardware and maintenance costs while increasing horsepower and load-carrying capabilities. To take it a step further, V-belts could be replaced altogether with a premium synchronous belt like SilentSync[®] or Falcon Pd[®], permitting less maintenance and more efficiency.

MaximizerPro™

Allowing the user to have ContiTech belt specifications and information right at their fingertips

This exciting program is now available in three ways: desktop and web-enabled or a convenient mobile app for popular devices. It makes drive recommendations a snap. With MaximizerPro™ drive requirements specified by the user are matched with available belts, sprockets, pulleys and bushings. Working like an equation for improved performance, MaximizerPro™ takes specific physical data and calculates how the system can be upgraded with multiple options for belt drive designs. These options address the end-user's goals related to energy efficiency, quieter operation, increased output and extended life, to name a few.



Synchronous

Banded


V-Belt

Bushing Hardware

Specialty

Automotive & Truck

General Inform



The data collection form

Allows you to gather all of the drive specifications required to run the selection program. Specifications include:



- > Drive operation time.
- > Horsepower load.
- > DriveR and DriveN rpms.
- > Center distance.
- > Service factor.
- > Energy cost.



The maximization screen

Provides an easy way to view, sort and print the resulting selections. From the maximization screen, drive selections can be sorted by:

- > Face width.
- > Noise level.
- > Energy cost.
- > Service factor.
- > Belt speed.
- > Drive cost index.
- > Energy payback feature.
- > "Where to Buy" - Distributor locator.



The drive design printouts

Provides printable pertinent information for the selected drive. Information available from the detail screen includes:

- > Belt, sprocket and bushing part numbers.
- > Engineered drawings on all drive part numbers (where applicable).
- > Drive layout.
- > Installation and maintenance tensioning.



MaximizerPro™ is available by visiting our website at www.contitech.us/maxpro.

Download mobile App

Power Up the Value

Drive ChangeSM Program

Get the perfect mix of technology, tools and training designed to increase value with each purchase of power transmission products.

With ContiTech and our distributors, we offer an exclusive, all-encompassing Drive ChangeSM program that optimizes the life and performance of your belt drives. Drive ChangeSM is our way of ensuring you are up-to-date on required installation and maintenance tools and procedures necessary to maximize plant operations and optimize output where belt drives are used to transfer power. Schedule an in-plant seminar with your sales representative and dedicated distributor. The next step is yours.



Laser Alignment Tool

Fast, convenient and attaches in a few seconds, delivering a highly visible sight line.

When the laser line lies within the target openings, the pulleys/sprockets are correctly positioned. The result is a fast and precise alignment. Power transmission belts including synchronous, V-belts, flatbelts and more can be aligned equally well. The smart design of the magnetic attachment surface also allows for alignment of both small and large sheaves. For nonmagnetic pulleys, double-sided tape can be used to affix the tool for an added range of applications.



Key features & benefits

- > Detects both radial and axial misalignment.
- > Easier to use than conventional methods of misalignment detection.
- > Affixes to most pulley and sprocket types.
- > Also suitable for nonmagnetic pulleys and sprockets.
- > Single operator friendly.

TensionRite[®] Belt Frequency Meter

Provides a simple, repeatable and reliable method for tensioning belts using optical technology.

TensionRite[®] Belt Frequency Meter displays the natural vibration frequency of a belt so you can closely monitor belt tension. The device calculates the corresponding belt tension in either English or SI units.

Key features & benefits

- > Light optics-based tensioning.
- > Quartz crystal-based solid-state circuitry.
- > Direct vs. indirect measurement of vibration frequency.
- > Meter range matches "real-life" belt installation parameters.
- > Can be used with all belt types.




Power Up the Value

MaximizerPro™ Drive Selection Analysis Program

Maximize your energy savings.

MaximizerPro™ is the newest and most powerful version of our exclusive drive system analysis software. Still as simple and intuitive to use as ever, MaximizerPro™ has all the features you have come to know, plus some new, powerful upgrades. Data entered into the software is cross-checked against MaximizerPro™'s robust database of available belts, sprockets, pulleys and bushings. The resulting customized report outlines specific products that can help you reach maximum efficiency and energy savings. MaximizerPro™ can enhance your drive systems the first time and every time.



Key features & benefits

- › Mobile version for popular mobile phones and tablets.
- › New online version is always up-to-date.
- › "Preferred solutions" option for most efficient drive designs.
- › Improved screen layouts for quicker navigation.
- › Energy consumption displays for specific drives.
- › More comprehensive tensioning parameters.

Large Tension Tester

When used with a straight edge or tight string, can be an aid in setting the proper belt tension for a drive system.

The relationship between deflection and belt span has been incorporated in the index scale printed on the face of the gauge. This eliminates one calculation associated with the tensioning operation.



Key features & benefits

- › Quickly helps determine belt tension.
- › Compares force measured with recommended values for your application.
- › If values are not equal, simply adjust the belt tension and repeat force measurement until measured force matches target value.

Synchronous Belts

Synchronous or Positive Drive (Pd®) belts are a relatively new concept in power transmission belting evolution. These belts combine the advantages of chain and gear with the advantages of V-belts, but without the limitations usually associated with these conventional types of drives. There is minimal elongation, no metal-to-metal contact and no constant lubrication. Synchronous belts are amazingly versatile with possible applications on drives up to 600 horsepower and from speeds under 100 feet per minute to over 6,000 feet per minute.

Pd® is the term applied to our synchronous belts and their method of power transmission. As the name indicates, Pd® belts make possible power transmission that is efficient and accurate to a precise degree.

Pd® belts also make possible important savings in weight, space and construction without the sacrifice of efficiency. They are adaptable to almost any type of power transmission drive from printers to heavy industrial milling machines and grinders.

Engineered and manufactured with extreme care with pitch, tooth depth, width and other measurements accurate to a precise degree, Pd® belts are highly engineered products. The materials used in these remarkable belts consist of high-strength tension members, specially compounded rubber and proven synthetic fabrics. The belts are designed to eliminate excessive heat build-up and operate efficiently.

The evolution of the Pd® belt line

ContiTech manufactures several different designs available as open-end constructions and in dual-sided constructions.

Positive Drive Pd® is our trademark line of trapezoidal tooth profile synchronous belts. This line includes a stock selection of MXL, XL, L, H, XH, XXH and Metric T pitches. Trapezoidal belts make an excellent means for transmitting power; however, time and technological advances have led to the more advanced product lines mentioned below.

Super Torque Pd® represents the next evolution in synchronous drive belt development in the ContiTech line. This belt has a modified round tooth design that minimizes tooth shear and operates quieter than traditional trapezoidal tooth profiles. Tooth pitches include S3M, S4.5M, S5M, S8M and S14M and are available as special manufactured parts with minimal runs.

SilentSync® belts and sprockets are a technological breakthrough. A patented Helical Offset Tooth (H.O.T.) design provides continuous rolling tooth engagement, allowing the SilentSync® System to run quieter with less vibration than any other synchronous belt available today. The use of a flangeless sprocket also ensures more compact, lighter drives with precision performance.

SilentSync® belts and sprockets come in a wide variety of stock sizes with custom manufactured sizes being available for specialty drive requirements.

Conti® Synchrochain Carbon is a new polyurethane heavy-duty timing belt with a carbon tension member that offers several advantages over other timing belts. This timing belt can transmit up to 5 times more power than conventional timing belts with the same overall width. Belt width can be reduced by up to 80%, which translates to decreased overall system costs. It's also extremely wear-resistant, abrasion-resistant and maintenance-free.

Falcon Pd® is a synchronous belt designed to handle increased horsepower and low torque applications. This belt features a high-grade rubber compound, which handles temperatures much higher than common polyurethane belts used in similar applications. Also, it's formulated to resist tooth deformity and increase tooth rigidity, extending belt life and saving you money. These belts also feature a patented cord treatment which provides excellent dimensional stability and high-impact strength.

Hawk Pd® is a line of curvilinear, synchronous belts that use our advanced compounding technology to offer universal performance. Designed to fit the majority of high-capacity synchronous applications, these belts fulfill existing drive requirements, matching industrial standards of belt width and length. Hawk Pd® performs in the GT® and HTD® profiles, replacing Gates PowerGrip® HTD® and PowerGrip® GT® 2 belts.* It also replaces Carlisle RPP and RPP Plus belts,* running in RPP sprockets, as well as TB Wood's synchronous QD® profile.*

Blackhawk Pd® is a high-performance, curvilinear belt that offers maximum performance in your 8mm and 14mm synchronous applications. The belt can replace existing Carlisle Panther®, Browning® Panther and TB Wood's QT Power Chain® belts, matching competitive offerings of belt width and length. Dynamic testing of Blackhawk Pd® has shown it lasts 3 to 4 times longer than Carlisle RPP Panther®. Maximize the performance of your timing belt application with Blackhawk Pd®, designed to deliver longer life and less maintenance.

SilentSync® Belts

The evolution continues with the next generation in synchronous belt technology




Part Number: B-1750

| | |
|-------------|-------------------------------|
| B | Blue = 14mm pitch, 35mm width |
| 1750 | 1750mm pitch length |

SilentSync® is the next generation in synchronous belt technology. This unique, state-of-the-art alternative to straight-tooth belts and drive chains has been enhanced to improve the overall performance of your drive design—and help you save energy.

SilentSync® is the same Helical Offset Tooth (H.O.T.) design offering continuous rolling tooth engagement, ensuring a much quieter, synchronous drive with reduced vibration. A flangeless sprocket offering used with SilentSync® also provides a reduced weight, more compact drive providing efficiencies up to 98%.

SilentSync®'s high-strength aramid tensile member provides optimal resistance to flex fatigue, elongation and shock loads while operating at high torque conditions. The facing of SilentSync® belts also reduce tooth engagement friction while standing up to oil and chemical permeation.

Higher horsepower rating

With the emergence of higher horsepower requirements and the need to reduce the size of drives, SilentSync®'s increased horsepower capacity, up to 25% improvement, has the ability to handle an even wider variety of applications. Newly engineered materials and specialty compounds are formulated to give this next-generation SilentSync® belt more value in the most demanding applications.

DRIVE CHANGESM
MAXIMIZING YOUR EFFICIENCY

Increased efficiency

Drive ChangeSM opportunity

The unique tooth configuration of SilentSync® provides continuous tooth engagement and eliminates slippage. With a power efficiency rating of 98%, SilentSync® can offer you an impressive 5% edge over typical V-belt drives.

Improved operating temperature range

Knowing that elevated temperatures can significantly reduce belt life, we have made improvements in SilentSync®'s ability to perform at 200°F (93.3°C) continuous operation.

Simply stated, with SilentSync®, you get what you pay for with each energy dollar. This is especially true when the SilentSync® is applied to high-energy consuming drives that are used 24 hours a day, as well as high horsepower drives that inflate energy consumption during peak periods.

Belt materials compounded to last longer

Durability starts with the SilentSync® belt's rubber compound, a cross-linked elastomer formulated to resist tooth deformity and increase tooth rigidity. SilentSync® is also chemically stable to resist the effects of oils, coolants, heat and ozone.

A quieter, reduced vibration drive

The H.O.T. design of SilentSync® belts and sprockets reduces vibration and decreases operating noise by as much as 19 decibels versus other synchronous systems. This can lead to a quieter working environment with improved worker efficiency. Costs associated with monitoring, training and testing to meet OSHA regulations can be virtually eliminated with SilentSync® drives.

Lower maintenance costs

Unlike chain drives, SilentSync® belts and sprockets do not require lubrication. After initial run in and rechecking tension after 8 hours of operation SilentSync® belts do not need additional retensioning like V-belts and chain.

Matching belt to sprocket has never been easier

The SilentSync® Color Spectrum System makes it the easiest power transmission drive to sell, purchase and install.

The part numbering system for SilentSync® centers around a color-coded sizing system for the belts and sprockets. Each belt and sprocket part number includes a letter corresponding to a color and is also branded in that color. The letters Y, W, P, B, G, O and R indicate the colors Yellow, White, Purple, Blue, Green, Orange and Red. All Yellow belts are designed to function with all Yellow sprockets, as is the case for the White, Purple, Blue, Green, Orange and Red sizes. An example of the part numbering system nomenclature for belts, sprockets and bushings follows and also appears on subsequent pages.

Belt part number nomenclature

G - 2800

G Green Color
2800 2800mm pitch length

Y - 896

Y Yellow Color
896 896mm pitch length

Applications

SilentSync® belts and sprockets are ideal on a wide variety of applications in all industries.

- › Agricultural equipment
- › Packaging conveyors
- › Aggregate crushers
- › Poultry/meat grinders
- › Wood debarkers and saws
- › Mining equipment
- › Aluminum/steel conveyors
- › Paper presses
- › Hog dehairers
- › Chain drives
- › Baking mixers
- › Textile machines
- › Horizontal drives
- › Printing machines

Key features & benefits

- › Reduced noise.
- › Increased horsepower.
- › Higher efficiency.
- › Greater precision.
- › Higher temperature operation.
- › Less vibration.
- › Less maintenance.
- › Self-tracking.
- › Bidirectional.
- › Static conductive.*

To learn more, visit www.contitech.us.

*Drive conditions and service variables in combination with time in operation can result in a loss of static conductivity. It is recommended that a conductivity check be added to drive preventive maintenance programs where belt static conductivity is a requirement.

SilentSync® Belts

Available Sizes

SilentSync® Yellow

8mm pitch - 16mm width



| Part #* | # of Teeth | Length (in.) | Part #* | # of Teeth | Length (in.) |
|---------|------------|--------------|---------|------------|--------------|
| Y-640 | 80 | 25.20 | Y-1280 | 160 | 50.39 |
| Y-720 | 90 | 28.35 | Y-1440 | 180 | 56.69 |
| Y-800 | 100 | 31.50 | Y-1600 | 200 | 62.99 |
| Y-896 | 112 | 35.28 | Y-1792 | 224 | 70.55 |
| Y-1000 | 125 | 39.37 | Y-2000 | 250 | 78.74 |
| Y-1120 | 140 | 44.09 | Y-2240 | 280 | 88.19 |
| Y-1200 | 150 | 47.24 | Y-2400 | 300 | 94.49 |

*The belt length in millimeters is given in the part number.

SilentSync® Purple

8mm pitch - 64mm width



| Part #* | # of Teeth | Length (in.) | Part #* | # of Teeth | Length (in.) |
|---------|------------|--------------|---------|------------|--------------|
| P-720 | 90 | 28.35 | P-1200 | 150 | 47.24 |
| P-800 | 100 | 31.50 | P-1280 | 160 | 50.39 |
| P-896 | 112 | 35.28 | P-1440 | 180 | 56.69 |
| P-1000 | 125 | 39.37 | P-1600 | 200 | 62.99 |
| P-1120 | 140 | 44.09 | | | |

*The belt length in millimeters is given in the part number.

SilentSync® White

8mm pitch - 32mm width



| Part #* | # of Teeth | Length (in.) | Part #* | # of Teeth | Length (in.) |
|---------|------------|--------------|---------|------------|--------------|
| W-640 | 80 | 25.20 | W-1280 | 160 | 50.39 |
| W-720 | 90 | 28.35 | W-1440 | 180 | 56.69 |
| W-800 | 100 | 31.50 | W-1600 | 200 | 62.99 |
| W-896 | 112 | 35.28 | W-1792 | 224 | 70.55 |
| W-1000 | 125 | 39.37 | W-2000 | 250 | 78.74 |
| W-1120 | 140 | 44.09 | W-2240 | 280 | 88.19 |
| W-1200 | 150 | 47.24 | W-2400 | 300 | 94.49 |

*The belt length in millimeters is given in the part number.

SilentSync® Blue

14mm pitch - 35mm width



| Part #* | # of Teeth | Length (in.) | Part #* | # of Teeth | Length (in.) |
|---------|------------|--------------|---------|------------|--------------|
| B-994 | 71 | 39.13 | B-2240 | 160 | 88.19 |
| B-1120 | 80 | 44.09 | B-2380 | 170 | 93.70 |
| B-1190 | 85 | 46.85 | B-2520 | 180 | 99.21 |
| B-1260 | 90 | 49.61 | B-2660 | 190 | 104.72 |
| B-1400 | 100 | 55.12 | B-2800 | 200 | 110.24 |
| B-1568 | 112 | 61.73 | B-3136 | 224 | 123.46 |
| B-1750 | 125 | 68.90 | B-3304 | 236 | 130.08 |
| B-1960 | 140 | 77.17 | B-3500 | 250 | 137.80 |
| B-2100 | 150 | 82.68 | B-3920 | 280 | 154.33 |

*The belt length in millimeters is given in the part number.



SilentSync® Green
14mm pitch - 52.5mm width

| Part #* | # of Teeth | Length (in.) | Part #* | # of Teeth | Length (in.) |
|---------|------------|--------------|---------|------------|--------------|
| G-994 | 71 | 39.13 | G-2240 | 160 | 88.19 |
| G-1120 | 80 | 44.09 | G-2380 | 170 | 93.70 |
| G-1190 | 85 | 46.85 | G-2520 | 180 | 99.21 |
| G-1260 | 90 | 49.61 | G-2660 | 190 | 104.72 |
| G-1400 | 100 | 55.12 | G-2800 | 200 | 110.24 |
| G-1568 | 112 | 61.73 | G-3136 | 224 | 123.46 |
| G-1750 | 125 | 68.90 | G-3304 | 236 | 130.08 |
| G-1960 | 140 | 77.17 | G-3500 | 250 | 137.80 |
| G-2100 | 150 | 82.68 | G-3920 | 280 | 154.33 |

*The belt length in millimeters is given in the part number.



SilentSync® Red
14mm pitch - 105mm width

| Part #* | # of Teeth | Length (in.) | Part #* | # of Teeth | Length (in.) |
|---------|------------|--------------|---------|------------|--------------|
| R-1260 | 90 | 49.61 | R-2520 | 180 | 99.21 |
| R-1400 | 100 | 55.12 | R-2660 | 190 | 104.72 |
| R-1568 | 112 | 61.73 | R-2800 | 200 | 110.24 |
| R-1750 | 125 | 68.90 | R-3136 | 224 | 123.46 |
| R-1960 | 140 | 77.17 | R-3304 | 236 | 130.08 |
| R-2100 | 150 | 82.68 | R-3500 | 250 | 137.80 |
| R-2240 | 160 | 88.19 | R-3920 | 280 | 154.33 |
| R-2380 | 170 | 93.70 | | | |

*The belt length in millimeters is given in the part number.



SilentSync® Orange
14mm pitch - 70mm width

| Part #* | # of Teeth | Length (in.) | Part #* | # of Teeth | Length (in.) |
|---------|------------|--------------|---------|------------|--------------|
| O-1120 | 80 | 44.09 | O-2380 | 170 | 93.70 |
| O-1190 | 85 | 46.85 | O-2520 | 180 | 99.21 |
| O-1260 | 90 | 49.61 | O-2660 | 190 | 104.72 |
| O-1400 | 100 | 55.12 | O-2800 | 200 | 110.24 |
| O-1568 | 112 | 61.73 | O-3136 | 224 | 123.46 |
| O-1750 | 125 | 68.90 | O-3304 | 236 | 130.08 |
| O-1960 | 140 | 77.17 | O-3500 | 250 | 137.80 |
| O-2100 | 150 | 82.68 | O-3920 | 280 | 154.33 |
| O-2240 | 160 | 88.19 | | | |

*The belt length in millimeters is given in the part number.

SilentSync® Sprockets

Sprocket combinations to fit your drive system's needs



Part Number: Y-28S-H

| | |
|----|------------------------------|
| Y | Yellow=8mm pitch, 16mm width |
| 28 | 28 teeth |
| S | Sprocket |
| H | Hub/bushing type |

SilentSync® sprockets have been designed to ensure maximum service life and performance. Over 1,500 sprocket combinations are available, making it easier to match the desired design speed. More speed ratio options also means more design flexibility and more compact drives.

SilentSync® sprockets do not require flanges and are stocked in ductile iron constructions. Other materials such as aluminum, steel and stainless steel are available upon request as made-to-order items.



Matching belt to sprocket has never been easier

The part numbering system for SilentSync® centers around a color-coded sizing system for the belts and sprockets. Each belt and sprocket part number includes a letter corresponding to a color and is also branded in that color. The letters Y, W, P, B, G, O and R indicate the colors Yellow, White, Purple, Blue, Green, Orange and Red. All Yellow belts are designed to function with all Yellow sprockets, as is the case for the White, Purple, Blue, Green, Orange and Red sizes. An example of the part numbering system nomenclature for sprockets and bushings is given below.

Sprocket part number nomenclature

Minimum Plain Bore (MPB) O-40S-MPB

This is an Orange size sprocket with 40 teeth and a Minimum Plain Bore (MPB) style hub. The MPB style sprockets are supplied with a minimum bore, typically 1/2 inch or 1 inch with H7 tolerances and will require machining of a keyway and setscrew holes and possibly boring to a desired bore size.

Quick Disconnect® (QD®) R-168S-N

This is a Red size sprocket with 168 teeth and hub machined to fit an "N" size QD® bushing. A bushing is required to install this sprocket on a shaft. Please note that smaller diameter sprockets are not available in the QD® style due to space limitations.

Finished Stock Bore (FSB)

G-34S - 1 1/8

This is a Green size sprocket with 34 teeth and a Finished Stock Bore (FSB) style hub featuring a bore of 1 1/8 inches. FSB sprockets are supplied ready to install with a standard keyway and setscrew holes machined.

Bored To Suit (BTS)

B-28S-BTS - 1 13/16

This is a Blue size sprocket with 28 teeth and a hub that has been bored (BTS) to 1 13/16 inches, per customer specification and machined for setscrew holes and a keyway. BTS sprockets can be made to almost any bore including metric sizes.

Note: All MPB-, QD®- and FSB-style sprockets are stock items. BTS sprockets are made to order and may require lead times.

Bushing part number nomenclature

| | | |
|---------|-------|--------------|
| E 2 1/8 | E | Bushing size |
| | 2 1/8 | Bushing bore |

Bushings are supplied with bolts, lock washers and set screws. Keys are supplied only if a special shallow key is required. The E 2 1/8 inch bushing can be used to install any sprocket with an "E" hub on a 2 1/8 inch shaft. The QD® bushing system is an industry standard, however, to ensure the best match between sprocket and bushing, we recommend using bushings supplied by ContiTech for SilentSync® sprockets.


Applications

SilentSync® belts and sprockets are ideal for use on a wide variety of applications in all industries.

Key features & benefits

- > More design flexibility with more compact drives.
- > No flanges.
- > Self-tracking design.

Available Sizes

**SilentSync® Yellow**

8mm pitch - 17mm width


| SAP # | Part # | # of Teeth | SAP # | Part # | # of Teeth |
|----------|-----------|------------|----------|------------|------------|
| 20038737 | Y-20S-MPB | 20 | 20038782 | Y-52S-MPB | 52 |
| 20038741 | Y-22S-MPB | 22 | 20038783 | Y-56S-SDS | 56 |
| 20038745 | Y-24S-MPB | 24 | 20038784 | Y-56S-MPB | 56 |
| 20038750 | Y-25S-MPB | 25 | 20038785 | Y-60S-SDS | 60 |
| 20038755 | Y-26S-MPB | 26 | 20038786 | Y-60S-MPB | 60 |
| 20038761 | Y-28S-H* | 28 | 20038787 | Y-63S-SDS | 63 |
| 20038762 | Y-28S-MPB | 28 | 20038788 | Y-63S-MPB | 63 |
| 20038763 | Y-30S-H* | 30 | 20038789 | Y-64S-MPB | 64 |
| 20038764 | Y-30S-MPB | 30 | 20038790 | Y-68S-MPB | 68 |
| 20038765 | Y-32S-H* | 32 | 20038791 | Y-72S-MPB | 72 |
| 20038766 | Y-32S-MPB | 32 | 20038792 | Y-75S-SDS | 75 |
| 20038767 | Y-34S-H* | 34 | 20038793 | Y-75S-MPB | 75 |
| 20038768 | Y-34S-MPB | 34 | 20038794 | Y-76S-MPB | 76 |
| 20038769 | Y-36S-SH | 36 | 20038795 | Y-80S-SDS | 80 |
| 20038770 | Y-36S-MPB | 36 | 20038796 | Y-80S-MPB | 80 |
| 20038771 | Y-38S-SH | 38 | 20038797 | Y-90S-SK | 90 |
| 20038772 | Y-38S-MPB | 38 | 20038798 | Y-90S-MPB | 90 |
| 20038773 | Y-40S-SH | 40 | 20038799 | Y-112S-SK | 112 |
| 20038774 | Y-40S-MPB | 40 | 20038800 | Y-112S-MPB | 112 |
| 20038775 | Y-44S-MPB | 44 | 20038801 | Y-140S-SK | 140 |
| 20038776 | Y-45S-SDS | 45 | 20038802 | Y-140S-MPB | 140 |
| 20038777 | Y-45S-MPB | 45 | 20038803 | Y-180S-SF | 180 |
| 20038778 | Y-48S-SDS | 48 | 20038804 | Y-180S-MPB | 180 |
| 20038779 | Y-48S-MPB | 48 | 20038805 | Y-224S-E | 224 |
| 20038780 | Y-50S-SDS | 50 | 20038806 | Y-224S-MPB | 224 |
| 20038781 | Y-50S-MPB | 50 | | | |

"H" is a split taper bushing. "QT" is a QD bushing and is interchangeable with an "H" bushing.

Sprockets with Minimum Plain Bore (MPB) are specified when the sprocket does not allow room for a bushing that will handle the maximum load.

SilentSync® Sprockets

Available Sizes



SilentSync® White
8mm pitch - 33mm width



SilentSync® White Slab Sprockets

| SAP # | Part # | # of Teeth | SAP # | Part # | # of Teeth |
|----------|------------------|------------|----------|------------|------------|
| 20038821 | W-18S-MPB | 18 | 20038866 | W-48S-SDS | 48 |
| 20038822 | W-18S-BTS-7/8" | 18 | 20038892 | W-48S-MPB | 48 |
| 20038824 | W-20S-MPB | 20 | 20038867 | W-50S-SDS | 50 |
| 20038825 | W-20S-BTS-7/8" | 20 | 20038868 | W-50S-MPB | 50 |
| 20038828 | W-22S-MPB | 22 | 20038870 | W-52S-MPB | 52 |
| 20038829 | W-22S-BTS-7/8" | 22 | 20038869 | W-56S-SK | 56 |
| 20038832 | W-24S-MPB | 24 | 20038871 | W-56S-MPB | 56 |
| 20038834 | W-24S-BTS-1-1/8" | 24 | 20038872 | W-60S-SK | 60 |
| 20038837 | W-25S-MPB | 25 | 20038874 | W-60S-MPB | 60 |
| 20038839 | W-25S-BTS-1-1/8" | 25 | 20038875 | W-63S-SK | 63 |
| 20038842 | W-26S-MPB | 26 | 20038893 | W-63S-MPB | 63 |
| 20038843 | W-26S-BTS-7/8" | 26 | 20038894 | W-64S-MPB | 64 |
| 20038848 | W-28S-H* | 28 | 20038895 | W-68S-MPB | 68 |
| 20038849 | W-28S-MPB | 28 | 20038877 | W-72S-MPB | 72 |
| 20038850 | W-30S-H* | 30 | 20038876 | W-75S-SF | 75 |
| 20038851 | W-30S-MPB | 30 | 20038878 | W-75S-MPB | 75 |
| 20038852 | W-32S-H* | 32 | 20038879 | W-76S-MPB | 76 |
| 20038853 | W-32S-MPB | 32 | 20038880 | W-80S-SF | 80 |
| 20038854 | W-34S-SH | 34 | 20038881 | W-80S-MPB | 80 |
| 20038855 | W-34S-MPB | 34 | 20038882 | W-90S-SF | 90 |
| 20038856 | W-36S-SH | 36 | 20038883 | W-90S-MPB | 90 |
| 20038858 | W-36S-MPB | 36 | 20038884 | W-112S-SF | 112 |
| 20038859 | W-38S-SH | 38 | 20038885 | W-112S-MPB | 112 |
| 20038860 | W-38S-MPB | 38 | 20038886 | W-140S-E | 140 |
| 20038861 | W-40S-SH | 40 | 20038887 | W-140S-MPB | 140 |
| 20038862 | W-40S-MPB | 40 | 20038888 | W-180S-E | 180 |
| 20038863 | W-44S-MPB | 44 | 20038889 | W-180S-MPB | 180 |
| 20038864 | W-45S-SDS | 45 | 20038890 | W-224S-F | 224 |
| 20038865 | W-45S-MPB | 45 | 20038891 | W-224S-MPB | 224 |

| SAP # | Part # | # of Teeth | SAP # | Part # | # of Teeth |
|----------|-----------|------------|----------|-----------|------------|
| 20133160 | W-18S-SLB | 18 | 20133178 | W-40S-SLB | 40 |
| 20133161 | W-19S-SLB | 19 | 20133179 | W-42S-SLB | 42 |
| 20110357 | W-20S-SLB | 20 | 20133180 | W-44S-SLB | 44 |
| 20133162 | W-21S-SLB | 21 | 20110355 | W-45S-SLB | 45 |
| 20133163 | W-22S-SLB | 22 | 20133181 | W-46S-SLB | 46 |
| 20133164 | W-23S-SLB | 23 | 20110354 | W-48S-SLB | 48 |
| 20133165 | W-24S-SLB | 24 | 20133182 | W-50S-SLB | 50 |
| 20133166 | W-25S-SLB | 25 | 20133183 | W-52S-SLB | 52 |
| 20110356 | W-26S-SLB | 26 | 20133184 | W-54S-SLB | 54 |
| 20133167 | W-27S-SLB | 27 | 20110353 | W-56S-SLB | 56 |
| 20133168 | W-28S-SLB | 28 | 20133185 | W-58S-SLB | 58 |
| 20133169 | W-29S-SLB | 29 | 20133186 | W-60S-SLB | 60 |
| 20133170 | W-30S-SLB | 30 | 20133187 | W-63S-SLB | 63 |
| 20133171 | W-31S-SLB | 31 | 20133188 | W-64S-SLB | 64 |
| 20110352 | W-32S-SLB | 32 | 20133189 | W-68S-SLB | 68 |
| 20133172 | W-33S-SLB | 33 | 20133190 | W-70S-SLB | 70 |
| 20133173 | W-34S-SLB | 34 | 20133191 | W-72S-SLB | 72 |
| 20133174 | W-35S-SLB | 35 | 20133192 | W-75S-SLB | 75 |
| 20133175 | W-36S-SLB | 36 | 20133193 | W-76S-SLB | 76 |
| 20133176 | W-37S-SLB | 37 | 20133194 | W-80S-SLB | 80 |
| 20133177 | W-38S-SLB | 38 | 20133195 | W-90S-SLB | 90 |
| 20132688 | W-39S-SLB | 39 | | | |

**H" is a split taper bushing. "QT" is a QD* bushing and is interchangeable with an "H" bushing.

Sprockets with Minimum Plain Bore (MPB) are specified when the sprocket does not allow




SilentSync® Purple
8mm pitch - 65mm width

| SAP # | Part # | # of Teeth | SAP # | Part # | # of Teeth |
|----------|-----------|------------|----------|-----------|------------|
| 20160359 | P-24S-MPB | 24 | 20160370 | P-45S-MPB | 45 |
| 20160360 | P-25S-MPB | 25 | 20160371 | P-48S-MPB | 48 |
| 20160361 | P-26S-MPB | 26 | 20160372 | P-50S-MPB | 50 |
| 20160362 | P-28S-MPB | 28 | 20160373 | P-52S-MPB | 52 |
| 20160363 | P-30S-MPB | 30 | 20160374 | P-56S-MPB | 56 |
| 20160364 | P-32S-MPB | 32 | 20160375 | P-60S-MPB | 60 |
| 20160365 | P-34S-MPB | 34 | 20160376 | P-63S-MPB | 63 |
| 20160366 | P-36S-MPB | 36 | 20160377 | P-64S-MPB | 64 |
| 20160367 | P-38S-MPB | 38 | 20160378 | P-68S-MPB | 68 |
| 20160368 | P-40S-MPB | 40 | 20160379 | P-72S-MPB | 72 |
| 20160369 | P-44S-MPB | 44 | | | |

Sprockets with Minimum Plain Bore (MPB) are specified when the sprocket does not allow room for a bushing that will handle the maximum load.


SilentSync® Purple Slab Sprockets



| SAP # | Part # | # of Teeth | SAP # | Part # | # of Teeth |
|----------|-----------|------------|----------|-----------|------------|
| 20136320 | P-25S-SLB | 25 | 20136338 | P-45S-SLB | 45 |
| 20136321 | P-26S-SLB | 26 | 20136339 | P-46S-SLB | 46 |
| 20136322 | P-27S-SLB | 27 | 20136340 | P-48S-SLB | 48 |
| 20136323 | P-28S-SLB | 28 | 20136341 | P-50S-SLB | 50 |
| 20136324 | P-29S-SLB | 29 | 20136342 | P-52S-SLB | 52 |
| 20136325 | P-30S-SLB | 30 | 20136343 | P-54S-SLB | 54 |
| 20136326 | P-31S-SLB | 31 | 20136344 | P-56S-SLB | 56 |
| 20136327 | P-32S-SLB | 32 | 20136345 | P-58S-SLB | 58 |
| 20136328 | P-33S-SLB | 33 | 20136346 | P-60S-SLB | 60 |
| 20136329 | P-34S-SLB | 34 | 20136347 | P-63S-SLB | 63 |
| 20136330 | P-35S-SLB | 35 | 20136348 | P-64S-SLB | 64 |
| 20136331 | P-36S-SLB | 36 | 20136349 | P-68S-SLB | 68 |
| 20136332 | P-37S-SLB | 37 | 20136350 | P-70S-SLB | 70 |
| 20136333 | P-38S-SLB | 38 | 20136351 | P-72S-SLB | 72 |
| 20136334 | P-39S-SLB | 39 | 20136352 | P-75S-SLB | 75 |
| 20136335 | P-40S-SLB | 40 | 20136353 | P-76S-SLB | 76 |
| 20136336 | P-42S-SLB | 42 | 20136354 | P-80S-SLB | 80 |
| 20136337 | P-44S-SLB | 44 | 20136355 | P-90S-SLB | 90 |

SilentSync® Sprockets

Available Sizes



SilentSync® Blue

14mm pitch - 37mm width



SilentSync® Green


14mm pitch - 54.5mm width

| SAP # | Part # | # of Teeth | SAP # | Part # | # of Teeth |
|----------|-----------|------------|----------|------------|------------|
| 20038910 | B-28S-SK | 28 | 20038933 | B-56S-MPB | 56 |
| 20038911 | B-28S-MPB | 28 | 20038934 | B-60S-E | 60 |
| 20038912 | B-30S-SK | 30 | 20038935 | B-60S-MPB | 60 |
| 20038913 | B-30S-MPB | 30 | 20038936 | B-63S-F | 63 |
| 20038914 | B-32S-SK | 32 | 20038937 | B-63S-MPB | 63 |
| 20038915 | B-32S-MPB | 32 | 20038938 | B-71S-F | 71 |
| 20038916 | B-34S-SK | 34 | 20038939 | B-71S-MPB | 71 |
| 20038917 | B-34S-MPB | 34 | 20038940 | B-75S-F | 75 |
| 20038918 | B-36S-SF | 36 | 20038941 | B-75S-MPB | 75 |
| 20038919 | B-36S-MPB | 36 | 20038942 | B-80S-F | 80 |
| 20038920 | B-38S-SF | 38 | 20038943 | B-80S-MPB | 80 |
| 20038921 | B-38S-MPB | 38 | 20038944 | B-90S-F | 90 |
| 20038922 | B-40S-SF | 40 | 20038945 | B-90S-MPB | 90 |
| 20038923 | B-40S-MPB | 40 | 20038946 | B-112S-F | 112 |
| 20038924 | B-43S-SF | 43 | 20038947 | B-112S-MPB | 112 |
| 20038925 | B-43S-MPB | 43 | 20038948 | B-140S-J | 140 |
| 20038926 | B-45S-SF | 45 | 20038949 | B-140S-MPB | 140 |
| 20038927 | B-45S-MPB | 45 | 20038950 | B-168S-J | 168 |
| 20038928 | B-48S-SF | 48 | 20038951 | B-168S-MPB | 168 |
| 20038929 | B-48S-MPB | 48 | 20355601 | B-180S-E* | 180 |
| 20038930 | B-50S-E | 50 | 20355602 | B-200S-E* | 200 |
| 20038931 | B-50S-MPB | 50 | 20493415 | B-224S-E* | 224 |
| 20038932 | B-56S-E | 56 | | | |


| SAP # | Part # | # of Teeth | SAP # | Part # | # of Teeth |
|----------|------------------|------------|----------|------------|------------|
| 20038966 | G-28S-MPB | 28 | 20039003 | G-60S-E | 60 |
| 20038972 | G-30S-MPB | 30 | 20039004 | G-60S-MPB | 60 |
| 20038977 | G-32S-MPB | 32 | 20039005 | G-63S-F | 63 |
| 20038980 | G-32S-BTS-2-3/8" | 32 | 20039006 | G-63S-MPB | 63 |
| 20038982 | G-34S-MPB | 34 | 20039007 | G-71S-J | 71 |
| 20038987 | G-36S-SF | 36 | 20039008 | G-71S-MPB | 71 |
| 20038988 | G-36S-MPB | 36 | 20039009 | G-75S-J | 75 |
| 20038989 | G-38S-SF | 38 | 20039010 | G-75S-MPB | 75 |
| 20038990 | G-38S-MPB | 38 | 20039011 | G-80S-J | 80 |
| 20038991 | G-40S-SF | 40 | 20039012 | G-80S-MPB | 80 |
| 20038992 | G-40S-MPB | 40 | 20039013 | G-90S-J | 90 |
| 20038993 | G-43S-E | 43 | 20039014 | G-90S-MPB | 90 |
| 20038994 | G-43S-MPB | 43 | 20039015 | G-112S-J | 112 |
| 20038995 | G-45S-E | 45 | 20039020 | G-112S-MPB | 112 |
| 20038996 | G-45S-MPB | 45 | 20039016 | G-140S-M | 140 |
| 20038997 | G-48S-E | 48 | 20039017 | G-140S-MPB | 140 |
| 20038998 | G-48S-MPB | 48 | 20039018 | G-168S-M | 168 |
| 20038999 | G-50S-E | 50 | 20039019 | G-168S-MPB | 168 |
| 20039000 | G-50S-MPB | 50 | 20308898 | G-180S-F* | 180 |
| 20039001 | G-56S-E | 56 | 20308899 | G-200S-F* | 200 |
| 20039002 | G-56S-MPB | 56 | 20526478 | G-224S-F* | 224 |

Sprockets with Minimum Plain Bore (MPB) are specified when the sprocket does not allow room for a bushing that will handle the maximum load.

*Special lightweight design. Contact ContiTech to ensure suitability for your application. Sprockets with Minimum Plain Bore (MPB) are specified when the sprocket does not allow room for a bushing that will handle the maximum load.



SilentSync® Orange
14mm pitch - 72mm width



SilentSync® Red
14mm pitch - 107mm width

| SAP # | Part # | # of Teeth | SAP # | Part # | # of Teeth |
|----------|-----------|------------|----------|------------|------------|
| 20039034 | O-28S-MPB | 28 | 20039083 | O-60S-J | 60 |
| 20039039 | O-30S-MPB | 30 | 20039084 | O-60S-MPB | 60 |
| 20039044 | O-32S-MPB | 32 | 20039085 | O-63S-J | 63 |
| 20039050 | O-34S-MPB | 34 | 20039086 | O-63S-MPB | 63 |
| 20039056 | O-36S-MPB | 36 | 20039087 | O-71S-J | 71 |
| 20039061 | O-38S-MPB | 38 | 20039103 | O-71S-MPB | 71 |
| 20039067 | O-40S-MPB | 40 | 20039088 | O-75S-J | 75 |
| 20039073 | O-43S-E | 43 | 20039089 | O-75S-MPB | 75 |
| 20039074 | O-43S-MPB | 43 | 20039090 | O-80S-J | 80 |
| 20039075 | O-45S-E | 45 | 20039091 | O-80S-MPB | 80 |
| 20039076 | O-45S-MPB | 45 | 20039092 | O-90S-J | 90 |
| 20039077 | O-48S-E | 48 | 20039093 | O-90S-MPB | 90 |
| 20039078 | O-48S-MPB | 48 | 20039094 | O-112S-M | 112 |
| 20039079 | O-50S-F | 50 | 20039095 | O-112S-MPB | 112 |
| 20039080 | O-50S-MPB | 50 | 20039096 | O-140S-M | 140 |
| 20039081 | O-56S-F | 56 | 20039097 | O-140S-MPB | 140 |
| 20039082 | O-56S-MPB | 56 | 20039098 | O-168S-M | 168 |

*Contact customer service for price and availability.
Sprockets with Minimum Plain Bore (MPB) are specified when the sprocket does not allow room for a bushing that will handle the maximum load.


| SAP # | Part # | # of Teeth | SAP # | Part # | # of Teeth |
|----------|------------------|------------|----------|------------|------------|
| 20039115 | R-28S-MPB | 28 | 20039172 | R-60S-MPB | 60 |
| 20039121 | R-30S-MPB | 30 | 20039173 | R-63S-J | 63 |
| 20039124 | R-30S-BTS-2-3/8" | 30 | 20039174 | R-63S-MPB | 63 |
| 20039127 | R-32S-MPB | 32 | 20039175 | R-71S-M | 71 |
| 20039133 | R-34S-MPB | 34 | 20039190 | R-71S-MPB | 71 |
| 20039139 | R-36S-MPB | 36 | 20039176 | R-75S-M | 75 |
| 20039148 | R-38S-MPB | 38 | 20039177 | R-75S-MPB | 75 |
| 20039151 | R-40S-MPB | 40 | 20039178 | R-80S-M | 80 |
| 20039157 | R-43S-MPB | 43 | 20039179 | R-80S-MPB | 80 |
| 20039163 | R-45S-F | 45 | 20039180 | R-90S-M | 90 |
| 20039164 | R-45S-MPB | 45 | 20039181 | R-90S-MPB | 90 |
| 20039165 | R-48S-F | 48 | 20039182 | R-112S-M | 112 |
| 20039166 | R-48S-MPB | 48 | 20039183 | R-112S-MPB | 112 |
| 20039167 | R-50S-J | 50 | 20039184 | R-140S-N | 140 |
| 20039168 | R-50S-MPB | 50 | 20039185 | R-140S-MPB | 140 |
| 20039169 | R-56S-J | 56 | 20039186 | R-168S-N | 168 |
| 20039170 | R-56S-MPB | 56 | 20039187 | R-168S-MPB | 168 |
| 20039171 | R-60S-J | 60 | | | |

Sprockets with Minimum Plain Bore (MPB) are specified when the sprocket does not allow room for a bushing that will handle the maximum load.

SilentSync® Sprockets

Available Sizes

SilentSync® Red Slab Sprockets



| SAP # | Part # | # of Teeth | SAP # | Part # | # of Teeth |
|----------|-----------|------------|----------|-----------|------------|
| 20133004 | R-28S-SLB | 28 | 20131755 | R-45S-SLB | 45 |
| 20133046 | R-29S-SLB | 29 | 20133081 | R-46S-SLB | 46 |
| 20133047 | R-30S-SLB | 30 | 20133082 | R-48S-SLB | 48 |
| 20133048 | R-31S-SLB | 31 | 20133083 | R-50S-SLB | 50 |
| 20133049 | R-32S-SLB | 32 | 20133084 | R-52S-SLB | 52 |
| 20133070 | R-33S-SLB | 33 | 20133085 | R-54S-SLB | 54 |
| 20133071 | R-34S-SLB | 34 | 20133086 | R-56S-SLB | 56 |
| 20133072 | R-35S-SLB | 35 | 20133087 | R-58S-SLB | 58 |
| 20133073 | R-36S-SLB | 36 | 20133088 | R-60S-SLB | 60 |
| 20133074 | R-37S-SLB | 37 | 20131351 | R-63S-SLB | 63 |
| 20133075 | R-38S-SLB | 38 | 20133089 | R-70S-SLB | 70 |
| 20133076 | R-39S-SLB | 39 | 20133005 | R-71S-SLB | 71 |
| 20133077 | R-40S-SLB | 40 | 20133090 | R-75S-SLB | 75 |
| 20133078 | R-42S-SLB | 42 | 20133091 | R-80S-SLB | 80 |
| 20133079 | R-43S-SLB | 43 | 20133092 | R-90S-SLB | 90 |
| 20133080 | R-44S-SLB | 44 | | | |

Conti® Synchrochain Carbon

High tensile polyurethane perfectly joined with carbon cord makes the difference



Power to Spare

Higher power capacity, longer service lives and almost zero initial tension loss. With a newly developed carbon tension member at its heart, Conti® Synchrochain Carbon is launching itself into the leading position among the world's highest-performing timing belts.

Conti® Synchrochain Carbon can transmit up to 5 times more power than conventional timing belts with the same overall width. Belt width can be reduced by up to 80%. More compact drives mean overall system costs can be reduced by using Conti® Synchrochain Carbon. Conti® Synchrochain Carbon is extremely wear resistant, abrasion resistant and maintenance-free.

Long Life

Service life is increased by up to 100% compared with competitive heavy-duty timing belts. The great stiffness of the cord in Conti® Synchrochain Carbon means initial tension loss is cut almost to zero. Over the lifetime of the belt, this represents a further enhancement in drive efficiency.

Stability

Elongation of the high-tensile carbon tension member is 50% lower compared with aramid. This makes Conti® Synchrochain Carbon suitable for maximum torque and offers longitudinally stable operation over its entire lifetime.


Part Number: CTD8M-640-12

CTD Conti Torque Drive

8M 8mm pitch

640 640mm pitch

12 12mm width



Conti® Synchrochain Carbon



conventional timing belts

Conti® Synchrochain Carbon

Intelligent Design for Maximum Output

Light but durable polyurethane for teeth and backing. High-tensile yet longitudinally stable carbon for the tension member. Plus, a specially coated, wear-resistant face fabric. The intelligent design and especially high-quality materials are defining features of Conti® Synchrochain Carbon. They ensure clean, smooth and particularly reliable power transmission both at high torques or dynamic loads.

Conti® Synchrochain Carbon is constructed in the following way:

- Polyurethane teeth
- Specially treated fabric
- Carbon tension member
- Polyurethane backing

Properties:

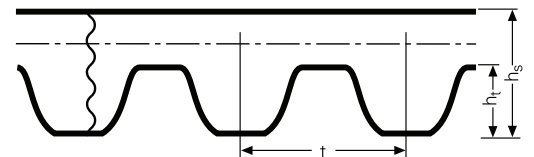
- › Temperature range, depending on application, from -67°F to +176°F (-55°C to +80°C). For temperatures lower than -40°F, please contact ContiTech
- › Suitable for tropical climates
- › Resistant to aging and ozone
- › Withstands reverse flexing
- › Resistant to oils, grease and fuel
- › Conditionally resistant to acid and lye
- › Raw materials and production are silicone-free
- › Maintenance-free
- › Belt speeds up to 7800 f/m
- › Increased power output
- › Longitudinally stable throughout its lifetime



Profile

The newly developed CTD profile (CTD: Conti® Torque Drive) is the symbiosis of the HTD and the STD profile and combines the advantages of both in a single profile. The arch-shaped pulley-entry geometry, on the one hand, and the higher tooth, on the other, provide harmonic tooth meshing and therefore ultra smooth running. At the same time, it provides excellent protection against belt slip at high torque.

| | CTD C8M | CTD C14M |
|---------------------------------------|---------|----------|
| Millimeters | | |
| Tooth Pitch (t) | 8.0 | 14.0 |
| Belt Thickness (h_g) | 5.6 | 10.0 |
| Tooth Height (h_t) | 360 | 410 |



Sprockets

Conti® Synchrochain Carbon is fully compatible with Falcon Pd® Sprockets as well as existing G profile sprockets such as Poly Chain® GT® 2* sprockets.

Key features & benefits

- › ContiTech GTR-22G-8m-12 replaces 8MX-22S-12.
- › Convenient replacement for existing Poly Chain® GT® 2* and Poly Chain GT® Carbon®* drives.
- › Cast iron or steel construction.
- › Stock on most popular application sizes. Other sizes available as special order.

See information on Falcon Pd® Sprockets for additional information and available sizes.



Conti® Synchrochain Carbon

Available Sizes

8m 8mm pitch

| Pitch Length (mm) | Pitch Length (mm) | Pitch Length (mm) |
|-------------------|-------------------|-------------------|
| 640 | 1200 | 2400 |
| 720 | 1224 | 2520 |
| 800 | 1280 | 2840 |
| 896 | 1440 | 3200 |
| 920 | 1600 | 3600 |
| 960 | 1760 | 4000 |
| 1000 | 1792 | 2200 |
| 1040 | 2000 | 2600 |
| 1120 | 2240 | 2800 |

Standard widths: 12mm, 21mm, 36mm, 62mm

14m 14mm pitch

| Pitch Length (mm) | Pitch Length (mm) | Pitch Length (mm) |
|-------------------|-------------------|-------------------|
| 994 | 1890 | 3136 |
| 1120 | 1960 | 3304 |
| 1190 | 2100 | 3360 |
| 1260 | 2240 | 3500 |
| 1302 | 2310 | 3860 |
| 1344 | 2380 | 3920 |
| 1400 | 2450 | 4326 |
| 1568 | 2590 | 4410 |
| 1610 | 2660 | 4956 |
| 1750 | 2800 | 5502 |

Standard widths: 20mm, 37mm, 68mm, 90mm, 125mm

Falcon Pd® Belts

The star of our reinforced rubber power transmission belt portfolio



Falcon Pd® is quickly setting the new standard in synchronous drive system belting. When compared to conventional polyurethane synchronous belts, the benefits of Falcon Pd® become evident.

Part Number: 8GTR-640-12

| | |
|-----|--------------------|
| 8 | 8mm pitch |
| GTR | Falcon Pd® belt |
| 640 | 640mm pitch length |
| 12 | 12mm width |

Specialty compounded materials give this belt superior advantages

The ability to operate continuously in temperatures up to 210°F (98.9°C) and withstand peak temperatures as high as 300°F (148.9°C), along with being static conductive, help Falcon Pd® perform in special applications, providing longer life and higher output to meet your needs.

- > Size for size convenience (example: 8GTR-640-21=Gates 8MGT®-640-21*).
- > Static conductive.**
- > Reduced operating noise levels to comparable belt drives.
- > Exceptional tensile strength for premium performance.
- > Rubber construction provides better resistance to flex fatigue.
- > Versatility in a wide range of operating temperatures.

Lower maintenance costs reduce the pain

Falcon Pd® synchronous belts do not require lubrication often found in chain drive applications. High-modulus cord members minimize the need for retensioning normally required in standard V-belts, reducing your overall maintenance cost.

Quiet operation

Falcon Pd® runs quieter, up to 6dB in operation for a better environment while offering advanced flex-fatigue resistance to help extend belt life.

Applications

Any application where a chain drive could be used.

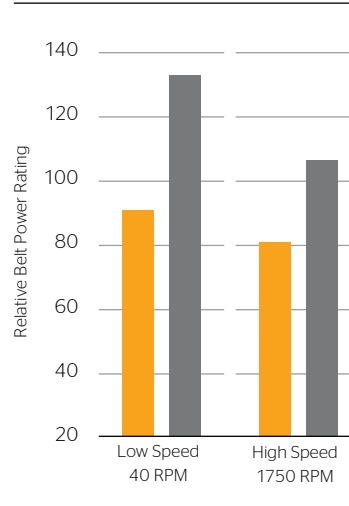
Can also be used with a backside idler when needed, allowing for additional applications.

Suitable for high horsepower, low torque drives.

Key features & benefits

- > Increased horsepower rating up to 36%.
- > Increased continuous operating temperature up to 210°F (98.9°C).

Power Rating Comparison



Conditions: 14mm pitch belt, 20mm width belt, 32 tooth sprockets

Legend: Falcon HTC® (Orange), Falcon Pd® (Grey)

*Contact customer service for availability. Gates, Poly Chain and GT are trademarks of the Gates Corporation.

**Drive conditions and service variables in combination with time in operation can result in a loss of static conductivity. It is recommended that a conductivity check be added to drive preventive maintenance.

Falcon Pd[®] Belts

Available Sizes

8m
8mm pitch



14m
14mm pitch



| Pitch Length (mm) | Pitch Length (mm) | Pitch Length (mm) |
|-------------------|-------------------|-------------------|
| 640 | 1224 | 2520 |
| 720 | 1280 | 2840 |
| 800 | 1440 | 3200 |
| 896 | 1600 | 3600 |
| 960 | 1760 | 4000 |
| 1000 | 1792 | 4480 |
| 1040 | 2000 | |
| 1120 | 2240 | |
| 1200 | 2400 | |

Stock widths: 12mm, 21mm, 36mm, 62mm

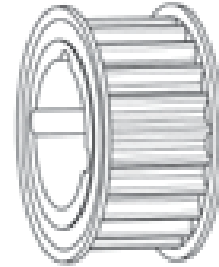
| Pitch Length (mm) | Pitch Length (mm) | Pitch Length (mm) |
|-------------------|-------------------|-------------------|
| 994 | 1960 | 3500 |
| 1120 | 2100 | 3850 |
| 1190 | 2240 | 3920 |
| 1260 | 2380 | 4326 |
| 1400 | 2520 | 4410 |
| 1568 | 2660 | 5166 |
| 1610 | 2800 | 6496 |
| 1750 | 3136 | 6636 |
| 1890 | 3304 | |

Stock widths: 20mm, 37mm, 68mm, 90mm, 125mm

Conti® Synchrochain Carbon and Falcon Pd® Sprockets

Compact drives with high performance

Sprockets offered by ContiTech are designed to be a part of a complete high performance drive system. Working with our premium synchronous belts allows for a lot of performance in a small space, giving you flexibility in design and application.



Part Number: 22G-8M-12-TL1008

| | |
|---------------|-------------------------|
| 22G | 22 grooves/teeth |
| 8M | 8mm pitch length |
| 12 | 12mm width |
| TL1008 | 1008 taper-lock bushing |

ContiTech belts and sprockets are ideal for use on a wide variety of applications and industries.

Matching belt to sprocket is simple

The part numbering system is simple and easy. Just match the belt's width and pitch length to that of the sprocket and select the preferred number of grooves/teeth to provide the desired performance characteristics. Refer to the part number example above for a part number breakdown.



Get what you pay for Drive ChangeSM

With ContiTech belts and sprockets, you get more of what you pay for with each energy dollar. This is especially true when is applied to high-energy consuming drives that are used 24 hours a day, as well as high horsepower drives that inflate energy consumption during peak periods.

Applications

Any applications where a chain drive could be used or there is a need for a high-efficiency drive system.

For use where Conti® Synchrochain Carbon or Falcon Pd® belts are specified or desired.

System is backside idler compatible allowing for additional applications.

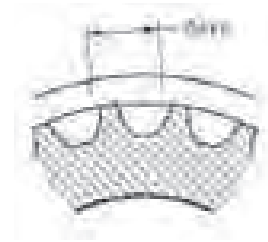
Key features & benefits

- > ContiTech 22G-8M-12 replaces 8MX-22S-12.
- > Convenient replacement for existing Poly Chain® GT® 2* and Poly Chain GT® Carbon®** drives.
- > Cast iron or steel construction.
- > Stock on most popular application sizes. Other sizes available as special order.

*Gates, Poly Chain and GT are trademarks of the Gates Corporation.

Conti® Synchrochain Carbon and Falcon Pd® Sprockets

Available Sizes



8m*

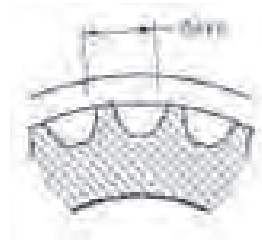
| Part # | # of Teeth | Replaces Sprocket | Part # | # of Teeth | Replaces Sprocket | Part # | # of Teeth | Replaces Sprocket |
|------------------|------------|-------------------|------------------|------------|-------------------|------------------|------------|-------------------|
| 22G-8M-12-MPB | 22 | PB8MX-22S-12 | 31G-8M-12-TL1210 | 31 | 8MX-31S-12-1210 | 37G-8M-12-TL1610 | 37 | 8MX-37S-12-1610 |
| 22G-8M-12-TL1008 | 22 | 8MX-22S-12-1008 | 31G-8M-21-TL1210 | 31 | 8MX-31S-21-1210 | 37G-8M-21-TL1610 | 37 | 8MX-37S-21-1610 |
| 22G-8M-21-MPB | 22 | PB8MX-22S-21 | 32G-8M-12-MPB | 32 | PB8MX-32S-12 | 38G-8M-12-TL1610 | 38 | 8MX-38S-12-1610 |
| 22G-8M-21-TL1008 | 22 | 8MX-22S-21-1008 | 32G-8M-12-TL1210 | 32 | 8MX-32S-12-1210 | 38G-8M-21-TL1610 | 38 | 8MX-38S-21-1610 |
| 22G-8M-36-MPB | 22 | PB8MX-22S-36 | 32G-8M-21-MPB | 32 | PB8MX-32S-21 | 38G-8M-36-MPB | 38 | PB8MX-38S-36 |
| 22G-8M-62-MPB | 22 | PB8MX-22S-62 | 32G-8M-21-TL1210 | 32 | 8MX-32S-21-1210 | 38G-8M-36-TL1610 | 38 | 8MX-38S-36-1610 |
| 25G-8M-12-MPB | 25 | PB8MX-25S-12 | 32G-8M-21-TL1610 | 32 | 8MX-32S-21-1610 | 38G-8M-36-TL1615 | 38 | 8MX-38S-36-1615 |
| 25G-8M-12-TL1108 | 25 | 8MX-25S-12-1108 | 32G-8M-36-MPB | 32 | PB8MX-32S-36 | 38G-8M-62-MPB | 38 | PB8MX-38S-62 |
| 25G-8M-21-MPB | 25 | PB8MX-25S-21 | 32G-8M-36-TL1210 | 32 | 8MX-32S-36-1210 | 38G-8M-62-TL1615 | 38 | 8MX-38S-62-1615 |
| 25G-8M-21-TL1108 | 25 | 8MX-25S-21-1108 | 32G-8M-36-TL1615 | 32 | 8MX-32S-36-1615 | 39G-8M-12-TL1610 | 39 | 8MX-39S-12-1610 |
| 25G-8M-36-MPB | 25 | PB8MX-25S-36 | 32G-8M-62-MPB | 32 | PB8MX-32S-62 | 39G-8M-21-TL1610 | 39 | 8MX-39S-21-1610 |
| 25G-8M-62-MPB | 25 | PB8MX-25S-62 | 32G-8M-62-TL1615 | 32 | 8MX-32S-62-1615 | 39G-8M-36-TL1610 | 39 | 8MX-39S-36-1610 |
| 26G-8M-12-TL1108 | 26 | 8MX-26S-12-1108 | 33G-8M-12-TL1610 | 33 | 8MX-33S-12-1610 | 40G-8M-12-TL1610 | 40 | 8MX-40S-12-1610 |
| 26G-8M-21-TL1108 | 26 | 8MX-26S-21-1108 | 33G-8M-21-TL1610 | 33 | 8MX-33S-21-1610 | 40G-8M-12-TL2012 | 40 | 8MX-40S-12-2012 |
| 27G-8M-12-TL1108 | 27 | 8MX-27S-12-1108 | 33G-8M-36-TL1610 | 33 | 8MX-33S-36-1610 | 40G-8M-21-TL1610 | 40 | 8MX-40S-21-1610 |
| 27G-8M-21-TL1108 | 27 | 8MX-27S-21-1108 | 34G-8M-12-TL1610 | 34 | 8MX-34S-12-1610 | 40G-8M-21-TL2012 | 40 | 8MX-40S-21-2012 |
| 28G-8M-12-MPB | 28 | PB8MX-28S-12 | 34G-8M-21-TL1610 | 34 | 8MX-34S-21-1610 | 40G-8M-36-TL2012 | 40 | 8MX-40S-36-2012 |
| 28G-8M-12-TL1108 | 28 | 8MX-28S-12-1108 | 34G-8M-36-MPB | 34 | PB8MX-34S-36 | 40G-8M-62-MPB | 40 | PB8MX-40S-62 |
| 28G-8M-21-MPB | 28 | PB8MX-28S-21 | 34G-8M-36-TL1610 | 34 | 8MX-34S-36-1610 | 40G-8M-62-TL2012 | 40 | 8MX-40S-62-2012 |
| 28G-8M-21-TL1108 | 28 | 8MX-28S-21-1108 | 34G-8M-36-TL1615 | 34 | 8MX-34S-36-1615 | 41G-8M-12-TL2012 | 41 | 8MX-41S-12-2012 |
| 28G-8M-36-MPB | 28 | PB8MX-28S-36 | 34G-8M-62-MPB | 34 | PB8MX-34S-62 | 41G-8M-21-TL2012 | 41 | 8MX-41S-21-2012 |
| 28G-8M-62-MPB | 28 | PB8MX-28S-62 | 34G-8M-62-TL1615 | 34 | 8MX-34S-62-1615 | 41G-8M-36-TL2012 | 41 | 8MX-41S-36-2012 |
| 29G-8M-12-TL1108 | 29 | 8MX-29S-12-1108 | 35G-8M-12-TL1610 | 35 | 8MX-35S-12-1610 | 42G-8M-12-TL2012 | 42 | 8MX-42S-12-2012 |
| 29G-8M-21-TL1108 | 29 | 8MX-29S-21-1108 | 35G-8M-21-TL1610 | 35 | 8MX-35S-21-1610 | 42G-8M-21-TL1610 | 42 | 8MX-42S-21-1610 |
| 30G-8M-12-MPB | 30 | PB8MX-30S-12 | 35G-8M-36-TL1610 | 35 | 8MX-35S-36-1610 | 42G-8M-21-TL2012 | 42 | 8MX-42S-21-2012 |
| 30G-8M-12-TL1108 | 30 | 8MX-30S-12-1108 | 36G-8M-12-TL1610 | 36 | 8MX-36S-12-1610 | 42G-8M-36-TL2012 | 42 | 8MX-42S-36-2012 |
| 30G-8M-21-MPB | 30 | PB8MX-30S-21 | 36G-8M-21-TL1610 | 36 | 8MX-36S-21-1610 | 42G-8M-62-MPB | 42 | PB8MX-42S-62 |
| 30G-8M-21-TL1108 | 30 | 8MX-30S-21-1108 | 36G-8M-36-MPB | 36 | PB8MX-36S-36 | 45G-8M-12-TL2012 | 45 | 8MX-45S-12-2012 |
| 30G-8M-21-TL1610 | 30 | 8MX-30S-21-1610 | 36G-8M-36-TL1610 | 36 | 8MX-36S-36-1610 | 45G-8M-21-TL2012 | 45 | 8MX-45S-21-2012 |
| 30G-8M-36-MPB | 30 | PB8MX-30S-36 | 36G-8M-36-TL1615 | 36 | 8MX-36S-36-1615 | 45G-8M-36-TL2012 | 45 | 8MX-45S-36-2012 |
| 30G-8M-36-TL1615 | 30 | 8MX-30S-36-1615 | 36G-8M-62-MPB | 36 | PB8MX-36S-62 | 45G-8M-62-MPB | 45 | PB8MX-45S-62 |
| 30G-8M-62-MPB | 30 | PB8MX-30S-62 | 36G-8M-62-TL1610 | 36 | 8MX-36S-62-1610 | 45G-8M-62-TL2012 | 45 | 8MX-45S-62-2012 |
| 30G-8M-62-TL1615 | 30 | 8MX-30S-62-1615 | 36G-8M-62-TL1615 | 36 | 8MX-36S-62-1615 | 48G-8M-12-TL2012 | 48 | 8MX-48S-12-2012 |

14m 72 and 80 groove/tooth sprockets can have laser cut flanges added. Contact customer service for price and delivery. Most Falcon Pd® sprockets use taper-lock bushings.

*Inventories continue to evolve, contact customer service for the latest stocking levels.

*Available with QD® Bushing.

*Special lightweight design, contact ContiTech to ensure suitability for your application.



8m*


| Part # | # of Teeth | Replaces Sprocket | Part # | # of Teeth | Replaces Sprocket |
|------------------|------------|-------------------|-------------------|------------|-------------------|
| 48G-8M-21-TL2012 | 48 | 8MX-48S-21-2012 | 71G-8M-36-TL2517 | 71 | 8MX-71S-36-2517 |
| 48G-8M-36-TL2012 | 48 | 8MX-48S-36-2012 | 75G-8M-12-TL2012 | 75 | 8MX-75S-12-2012 |
| 48G-8M-62-TL2517 | 48 | 8MX-48S-62-2517 | 75G-8M-21-TL2517 | 75 | 8MX-75S-21-2517 |
| 50G-8M-12-TL2012 | 50 | 8MX-50S-12-2012 | 75G-8M-36-TL2517 | 75 | 8MX-75S-36-2517 |
| 50G-8M-21-TL2012 | 50 | 8MX-50S-21-2012 | 75G-8M-36-TL3020 | 75 | 8MX-75S-36-3020 |
| 50G-8M-36-TL2012 | 50 | 8MX-50S-36-2012 | 75G-8M-62-TL3020 | 75 | 8MX-75S-62-3020 |
| 50G-8M-62-TL2517 | 50 | 8MX-50S-62-2517 | 80G-8M-12-TL2012 | 80 | 8MX-80S-12-2012 |
| 53G-8M-12-TL2012 | 53 | 8MX-53S-12-2012 | 80G-8M-21-TL2517 | 80 | 8MX-80S-21-2517 |
| 53G-8M-21-TL2012 | 53 | 8MX-53S-21-2012 | 80G-8M-21-TL3020 | 80 | 8MX-80S-21-3020 |
| 53G-8M-36-TL2012 | 53 | 8MX-53S-36-2012 | 80G-8M-36-TL3020 | 80 | 8MX-80S-36-3020 |
| 53G-8M-62-TL2517 | 53 | 8MX-53S-62-2517 | 80G-8M-62-TL3020 | 80 | 8MX-80S-62-3020 |
| 56G-8M-12-TL2012 | 56 | 8MX-56S-12-2012 | 90G-8M-12-TL2012 | 90 | 8MX-90S-12-2012 |
| 56G-8M-21-TL2012 | 56 | 8MX-56S-21-2012 | 90G-8M-21-TL2517 | 90 | 8MX-90S-21-2517 |
| 56G-8M-36-TL2012 | 56 | 8MX-56S-36-2012 | 90G-8M-21-TL3020 | 90 | 8MX-90S-21-3020 |
| 56G-8M-36-TL2517 | 56 | 8MX-56S-36-2517 | 90G-8M-36-TL3020 | 90 | 8MX-90S-36-3020 |
| 56G-8M-62-TL2517 | 56 | 8MX-56S-62-2517 | 90G-8M-62-TL3020 | 90 | 8MX-90S-62-3020 |
| 60G-8M-12-TL2012 | 60 | 8MX-60S-12-2012 | 112G-8M-12-TL2012 | 112 | 8MX-112S-12-2012 |
| 60G-8M-21-TL2012 | 60 | 8MX-60S-21-2012 | 112G-8M-21-TL2517 | 112 | 8MX-112S-21-2517 |
| 60G-8M-21-TL2517 | 60 | 8MX-60S-21-2517 | 112G-8M-21-TL3020 | 112 | 8MX-112S-21-3020 |
| 60G-8M-36-TL2517 | 60 | 8MX-60S-36-2517 | 112G-8M-36-TL3020 | 112 | 8MX-112S-36-3020 |
| 60G-8M-62-TL2517 | 60 | 8MX-60S-62-2517 | 112G-8M-62-TL3020 | 112 | 8MX-112S-62-3020 |
| 63G-8M-12-TL2012 | 63 | 8MX-63S-12-2012 | 140G-8M-12-TL2012 | 140 | 8MX-140S-12-2012 |
| 63G-8M-21-TL2012 | 63 | 8MX-63S-21-2012 | 140G-8M-21-TL2517 | 140 | 8MX-140S-21-2517 |
| 63G-8M-36-TL2517 | 63 | 8MX-63S-36-2517 | 140G-8M-21-TL3020 | 140 | 8MX-140S-21-3020 |
| 64G-8M-12-TL2012 | 64 | 8MX-64S-12-2012 | 140G-8M-36-TL3020 | 140 | 8MX-140S-36-3020 |
| 64G-8M-21-TL2517 | 64 | 8MX-64S-21-2517 | 140G-8M-62-TL3030 | 140 | 8MX-140S-62-3030 |
| 64G-8M-36-TL2517 | 64 | 8MX-64S-36-2517 | 168G-8M-36-TL3020 | 168 | 8MX-168S-36-3020 |
| 64G-8M-62-TL2517 | 64 | 8MX-64S-62-2517 | 180G-8M-12-TL2517 | 180 | 8MX-180S-12-2517 |
| 67G-8M-12-TL2012 | 67 | 8MX-67S-12-2012 | 180G-8M-21-TL2517 | 180 | 8MX-180S-21-2517 |
| 67G-8M-21-TL2517 | 67 | 8MX-67S-21-2517 | 180G-8M-36-TL3020 | 180 | 8MX-180S-36-3020 |
| 67G-8M-36-TL2517 | 67 | 8MX-67S-36-2517 | 224G-8M-12-TL2517 | 224 | 8MX-224S-12-2517 |
| 71G-8M-12-TL2012 | 71 | 8MX-71S-12-2012 | 224G-8M-21-TL3020 | 224 | 8MX-224S-21-3020 |
| 71G-8M-21-TL2517 | 71 | 8MX-71S-21-2517 | 224G-8M-36-TL3525 | 224 | 8MX-224S-36-3525 |

8m sprockets are flanged through 80 grooves/teeth. 8m 80 groove/tooth sprockets can have laser cut flanges added. Contact customer service for price and delivery.
 Most Falcon Pd* sprockets use taper-lock bushings.
 *Inventories continue to evolve, contact customer service for the latest stocking levels.

Conti® Synchrochain Carbon and Falcon Pd® Sprockets

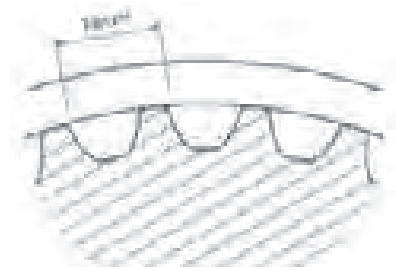
Available Sizes

14m*



| Part # | # of Teeth | Replaces Sprocket | Part # | # of Teeth | Replaces Sprocket | Part # | # of Teeth | Replaces Sprocket |
|-------------------|------------|-------------------|-------------------|------------|-------------------|--------------------|------------|-------------------|
| 28G-14M-20-TL2012 | 28 | 14MX-28S-20-2012 | 33G-14M-20-TL2012 | 33 | 14MX-33S-20-2012 | 38G-14M-90-TL3020 | 38 | 14MX-38S-90-3020 |
| 28G-14M-37-MPB | 28 | PB14MX-28S-37 | 33G-14M-37-TL2517 | 33 | 14MX-33S-37-2517 | 38G-14M-125-MPB | 38 | PB14MX-38S-125 |
| 28G-14M-37-TL2012 | 28 | 14MX-28S-37-2012 | 33G-14M-68-MPB | 33 | PB14MX-33S-68 | 38G-14M-125-TL3535 | 38 | 14MX-38S-125-3535 |
| 28G-14M-68-MPB | 28 | PB14MX-28S-68 | 33G-14M-68-TL2517 | 33 | 14MX-33S-68-2517 | 39G-14M-20-TL2517 | 39 | 14MX-39S-20-2517 |
| 28G-14M-68-TL2517 | 28 | 14MX-28S-68-2517 | 33G-14M-90-MPB | 33 | PB14MX-33S-90 | 39G-14M-37-TL3020 | 39 | 14MX-39S-37-3020 |
| 28G-14M-90-MPB | 28 | PB14MX-28S-90 | 33G-14M-125-MPB | 33 | PB14MX-33S-125 | 39G-14M-68-TL3020 | 39 | 14MX-39S-68-3020 |
| 28G-14M-125-MPB | 28 | PB14MX-28S-125 | 34G-14M-20-TL2012 | 34 | 14MX-34S-20-2012 | 39G-14M-90-MPB | 39 | PB14MX-39S-90 |
| 29G-14M-20-TL2012 | 29 | 14MX-29S-20-2012 | 34G-14M-20-TL2517 | 34 | 14MX-34S-20-2517 | 39G-14M-125-MPB | 39 | PB14MX-39S-125 |
| 29G-14M-37-TL2012 | 29 | 14MX-29S-37-2012 | 34G-14M-20-SK | 34 | F14M-34S-20-SK | 40G-14M-20-TL2517 | 40 | 14MX-40S-20-2517 |
| 29G-14M-37-TL2517 | 29 | 14MX-29S-37-2517 | 34G-14M-37-TL2517 | 34 | 14MX-34S-37-2517 | 40G-14M-37-TL2517 | 40 | 14MX-40S-37-2517 |
| 29G-14M-68-MPB | 29 | PB14MX-29S-68 | 34G-14M-37-SK | 34 | F14M-34S-37-SK | 40G-14M-37-TL3020 | 40 | 14MX-40S-37-3020 |
| 29G-14M-68-TL2517 | 29 | 14MX-29S-68-2517 | 34G-14M-68-TL2517 | 34 | 14MX-34S-68-2517 | 40G-14M-68-TL3020 | 40 | 14MX-40S-68-3020 |
| 29G-14M-90-MPB | 29 | PB14MX-29S-90 | 34G-14M-68-TL3020 | 34 | 14MX-34S-68-3020 | 40G-14M-90-MPB | 40 | PB14MX-40S-90 |
| 29G-14M-125-MPB | 29 | PB14MX-29S-125 | 34G-14M-90-MPB | 34 | PB14MX-34S-90 | 40G-14M-90-TL3020 | 40 | 14MX-40S-90-3020 |
| 30G-14M-20-TL2012 | 30 | 14MX-30S-20-2012 | 34G-14M-90-TL3020 | 34 | 14MX-34S-90-3020 | 40G-14M-125-MPB | 40 | PB14MX-40S-125 |
| 30G-14M-20-SK | 30 | F14M-30S-20-SK | 34G-14M-125-MPB | 34 | PB14MX-34S-125 | 40G-14M-125-TL3535 | 40 | 14MX-40S-125-3535 |
| 30G-14M-37-TL2012 | 30 | 14MX-30S-37-2012 | 35G-14M-20-TL2012 | 35 | 14MX-35S-20-2012 | 43G-14M-20-TL2517 | 43 | 14MX-43S-20-2517 |
| 30G-14M-37-TL2517 | 30 | 14MX-30S-37-2517 | 35G-14M-37-TL2517 | 35 | 14MX-35S-37-2517 | 43G-14M-37-TL3020 | 43 | 14MX-43S-37-3020 |
| 30G-14M-37-SK | 30 | F14M-30S-37-SK | 35G-14M-68-TL3020 | 35 | 14MX-35S-68-3020 | 43G-14M-68-TL3020 | 43 | 14MX-43S-68-3020 |
| 30G-14M-68-MPB | 30 | PB14MX-30S-68 | 35G-14M-90-MPB | 35 | PB14MX-35S-90 | 43G-14M-90-TL3525 | 43 | 14MX-43S-90-3525 |
| 30G-14M-68-TL2517 | 30 | 14MX-30S-68-2517 | 35G-14M-125-MPB | 35 | PB14MX-35S-125 | 43G-14M-125-MPB | 43 | PB14MX-43S-125 |
| 30G-14M-90-MPB | 30 | PB14MX-30S-90 | 36G-14M-20-TL2517 | 36 | 14MX-36S-20-2517 | 44G-14M-20-TL3020 | 44 | 14MX-44S-20-3020 |
| 30G-14M-125-MPB | 30 | PB14MX-30S-125 | 36G-14M-20-SF | 36 | F14M-36S-20-SF | 44G-14M-37-TL3020 | 44 | 14MX-44S-37-3020 |
| 31G-14M-20-TL2012 | 31 | 14MX-31S-20-2012 | 36G-14M-37-TL2517 | 36 | 14MX-36S-37-2517 | 44G-14M-68-TL3030 | 44 | 14MX-44S-68-3030 |
| 31G-14M-37-TL2517 | 31 | 14MX-31S-37-2517 | 36G-14M-37-SF | 36 | F14M-36S-37-SF | 44G-14M-90-TL3030 | 44 | 14MX-44S-90-3030 |
| 31G-14M-68-MPB | 31 | PB14MX-31S-68 | 36G-14M-68-TL3020 | 36 | 14MX-36S-68-3020 | 44G-14M-125-TL3535 | 44 | 14MX-44S-125-3535 |
| 31G-14M-68-TL2517 | 31 | 14MX-31S-68-2517 | 36G-14M-90-MPB | 36 | PB14MX-36S-90 | 45G-14M-20-TL3020 | 45 | 14MX-45S-20-3020 |
| 31G-14M-90-MPB | 31 | PB14MX-31S-90 | 36G-14M-90-TL3020 | 36 | 14MX-36S-90-3020 | 45G-14M-37-TL3020 | 45 | 14MX-45S-37-3020 |
| 31G-14M-125-MPB | 31 | PB14MX-31S-125 | 36G-14M-125-MPB | 36 | PB14MX-36S-125 | 45G-14M-68-TL3020 | 45 | 14MX-45S-68-3020 |
| 32G-14M-20-TL2012 | 32 | 14MX-32S-20-2012 | 37G-14M-20-TL2517 | 37 | 14MX-37S-20-2517 | 45G-14M-90-TL3525 | 45 | 14MX-45S-90-3525 |
| 32G-14M-20-SK | 32 | F14M-32S-20-SK | 37G-14M-37-TL2517 | 37 | 14MX-37S-37-2517 | 45G-14M-125-MPB | 45 | PB14MX-45S-125 |
| 32G-14M-37-TL2012 | 32 | 14MX-32S-37-2012 | 37G-14M-68-TL3020 | 37 | 14MX-37S-68-3020 | 48G-14M-20-TL3020 | 48 | 14MX-48S-20-3020 |
| 32G-14M-37-TL2517 | 32 | 14MX-32S-37-2517 | 37G-14M-90-MPB | 37 | PB14MX-37S-90 | 48G-14M-37-TL3020 | 48 | 14MX-48S-37-3020 |
| 32G-14M-37-SK | 32 | F14M-32S-37-SK | 37G-14M-125-MPB | 37 | PB14MX-37S-125 | 48G-14M-68-TL3030 | 48 | 14MX-48S-68-3030 |
| 32G-14M-68-MPB | 32 | PB14MX-32S-68 | 38G-14M-20-TL2517 | 38 | 14MX-38S-20-2517 | 48G-14M-68-TL3525 | 48 | 14MX-48S-68-3525 |
| 32G-14M-68-TL2517 | 32 | 14MX-32S-68-2517 | 38G-14M-37-TL2517 | 38 | 14MX-38S-37-2517 | 48G-14M-90-TL3030 | 48 | 14MX-48S-90-3030 |
| 32G-14M-90-MPB | 32 | PB14MX-32S-90 | 38G-14M-37-TL3020 | 38 | 14MX-38S-37-3020 | 48G-14M-125-MPB | 48 | PB14MX-48S-125 |
| 32G-14M-90-TL3020 | 32 | 14MX-32S-90-3020 | 38G-14M-68-TL3020 | 38 | 14MX-38S-68-3020 | 48G-14M-125-TL3535 | 48 | 14MX-48S-125-3535 |
| 32G-14M-125-MPB | 32 | PB14MX-32S-125 | 38G-14M-90-MPB | 38 | PB14MX-38S-90 | 50G-14M-20-TL3020 | 50 | 14MX-50S-20-3020 |

14m 72 and 80 groove/tooth sprockets can have laser cut flanges added. Contact customer service for price and delivery. Most Falcon Pd® sprockets use taper-lock bushings.



14m*

| Part # | # of Teeth | Replaces Sprocket | Part # | # of Teeth | Replaces Sprocket | Part # | # of Teeth | Replaces Sprocket |
|--------------------|------------|-------------------|--------------------|------------|-------------------|---------------------|------------|--------------------|
| 50G-14M-20-TL3020 | 50 | 14MX-50S-20-3020 | 67G-14M-20-TL3525 | 67 | 14MX-67S-20-3525 | 112G-14M-90-TL4535 | 112 | 14MX-112S-90-4535 |
| 50G-14M-37-TL3020 | 50 | 14MX-50S-37-3020 | 67G-14M-37-TL3525 | 67 | 14MX-67S-37-3525 | 112G-14M-125-TL5050 | 112 | 14MX-112S-125-5050 |
| 50G-14M-68-TL3525 | 50 | 14MX-50S-68-3525 | 67G-14M-68-TL3525 | 67 | 14MX-67S-68-3525 | 126G-14M-20-TL3525 | 126 | 14MX-126S-20-35 25 |
| 50G-14M-68-TL3535 | 50 | 14MX-50S-68-3535 | 71G-14M-20-TL3525 | 71 | 14MX-71S-20-3525 | 126G-14M-37-TL3525 | 126 | 14MX-126S-37-3525 |
| 50G-14M-90-TL3535 | 50 | 14MX-50S-90-3535 | 71G-14M-37-TL3525 | 71 | 14MX-71S-37-3525 | 140G-14M-20-TL3020 | 140 | 14MX-140S-20-3020 |
| 50G-14M-125-TL3535 | 50 | 14MX-50S-125-3535 | 71G-14M-68-TL3525 | 71 | 14MX-71S-68-3525 | 140G-14M-20-TL3525 | 140 | 14MX-140S-20-3525 |
| 50G-14M-125-TL4535 | 50 | 14MX-50S-125-4535 | 72G-14M-20-TL3020 | 72 | 14MX-72S-20-3020 | 140G-14M-37-TL3525 | 140 | 14MX-140S-37-3525 |
| 53G-14M-20-TL3020 | 53 | 14MX-53S-20-3020 | 72G-14M-37-TL3020 | 72 | 14MX-72S-37-3020 | 140G-14M-37-TL3535 | 140 | 14MX-140S-37-3535 |
| 53G-14M-37-TL3020 | 53 | 14MX-53S-37-3020 | 72G-14M-68-TL3535 | 72 | 14MX-72S-68-3535 | 140G-14M-68-TL4030 | 140 | 14MX-140S-68-4030 |
| 53G-14M-68-TL3525 | 53 | 14MX-53S-68-3525 | 72G-14M-90-TL3535 | 72 | 14MX-72S-90-3535 | 140G-14M-68-TL4040 | 140 | 14MX-140S-68-4040 |
| 53G-14M-90-TL3525 | 53 | 14MX-53S-90-3525 | 72G-14M-125-TL4040 | 72 | 14MX-72S-125-4040 | 140G-14M-90-TL4040 | 140 | 14MX-140S-90-4040 |
| 56G-14M-20-TL3020 | 56 | 14MX-56S-20-3020 | 75G-14M-20-TL3525 | 75 | 14MX-75S-20-3525 | 140G-14M-125-TL5050 | 140 | 14MX-140S-125-5050 |
| 56G-14M-20-TL3525 | 56 | 14MX-56S-20-3525 | 75G-14M-37-TL3525 | 75 | 14MX-75S-37-3525 | 154G-14M-20-TL3525 | 154 | 14MX-154S-20-3525 |
| 56G-14M-37-TL3020 | 56 | 14MX-56S-37-3020 | 75G-14M-68-TL3525 | 75 | 14MX-75S-68-3525 | 154G-14M-37-TL3525 | 154 | 14MX-154S-37-3525 |
| 56G-14M-37-TL3525 | 56 | 14MX-56S-37-3525 | 80G-14M-20-TL3020 | 80 | 14MX-80S-20-3020 | 168G-14M-20-TL3020 | 168 | 14MX-168S-20-3020 |
| 56G-14M-68-TL3525 | 56 | 14MX-56S-68-3525 | 80G-14M-20-TL3525 | 80 | 14MX-80S-20-3525 | 168G-14M-20-TL3525 | 168 | 14MX-168S-20-3525 |
| 56G-14M-68-TL3535 | 56 | 14MX-56S-68-3535 | 80G-14M-37-TL3020 | 80 | 14MX-80S-37-3020 | 168G-14M-20-TL3525 | 168 | 14MX-168S-20-3525 |
| 56G-14M-90-TL3535 | 56 | 14MX-56S-90-3535 | 80G-14M-37-TL3525 | 80 | 14MX-80S-37-3525 | 168G-14M-37-TL4030 | 168 | 14MX-168S-37-4030 |
| 56G-14M-90-TL4030 | 56 | 14MX-56S-90-4030 | 80G-14M-68-TL3525 | 80 | 14MX-80S-68-3525 | 168G-14M-68-TL4040 | 168 | 14MX-168S-68-4040 |
| 56G-14M-125-TL3535 | 56 | 14MX-56S-125-3535 | 80G-14M-68-TL3535 | 80 | 14MX-80S-68-3535 | 168G-14M-68-TL4535 | 168 | 14MX-168S-68-4535 |
| 56G-14M-125-TL4535 | 56 | 14MX-56S-125-4535 | 80G-14M-90-TL3535 | 80 | 14MX-80S-90-3535 | 168G-14M-90-TL5050 | 168 | 14MX-168S-90-5050 |
| 60G-14M-20-TL3020 | 60 | 14MX-60S-20-3020 | 80G-14M-90-TL3535 | 80 | 14MX-80S-90-3535 | 168G-14M-125-TL5050 | 168 | 14MX-168S-125-5050 |
| 60G-14M-20-TL3525 | 60 | 14MX-60S-20-3525 | 80G-14M-125-TL4040 | 80 | 14MX-80S-125-4040 | 180G-14M-20-TL3525 | 180 | 14MX-180S-20-3525 |
| 60G-14M-37-TL3020 | 60 | 14MX-60S-37-3020 | 90G-14M-20-TL3020 | 90 | 14MX-90S-20-3020 | 180G-14M-20-E | 180 | F14M-180S-20-E |
| 60G-14M-37-TL3525 | 60 | 14MX-60S-37-3525 | 90G-14M-20-TL3525 | 90 | 14MX-90S-20-3525 | 180G-14M-37-TL4030 | 180 | 14MX-180S-37-4030 |
| 60G-14M-68-TL3525 | 60 | 14MX-60S-68-3525 | 90G-14M-37-TL3020 | 90 | 14MX-90S-37-3020 | 180G-14M-37-E | 180 | F14M-180S-37-E |
| 60G-14M-68-TL3535 | 60 | 14MX-60S-68-3535 | 90G-14M-37-TL3525 | 90 | 14MX-90S-37-3525 | 180G-14M-68-TL4040 | 180 | 14MX-180S-68-4040 |
| 60G-14M-90-TL3535 | 60 | 14MX-60S-90-3535 | 90G-14M-68-TL3535 | 90 | 14MX-90S-68-3535 | 180G-14M-68-TL4535 | 180 | 14MX-180S-68-4535 |
| 60G-14M-90-TL4030 | 60 | 14MX-60S-90-4030 | 90G-14M-68-TL4030 | 90 | 14MX-90S-68-4030 | 180G-14M-125-TL6050 | 180 | 14MX-180S-125-6050 |
| 60G-14M-125-TL4040 | 60 | 14MX-60S-125-4040 | 90G-14M-90-TL3535 | 90 | 14MX-90S-90-3535 | 200G-14M-20-TL3525 | 200 | 14MX-200S-20-3525 |
| 63G-14M-20-TL3525 | 63 | 14MX-63S-20-3525 | 90G-14M-90-TL4030 | 90 | 14MX-90S-90-4030 | 200G-14M-20-E | 200 | F14M-200S-20-E |
| 63G-14M-37-TL3525 | 63 | 14MX-63S-37-3525 | 90G-14M-125-TL4040 | 90 | 14MX-90S-125-4040 | 200G-14M-37-TL4030 | 200 | 14MX-200S-37-4030 |
| 63G-14M-68-TL3525 | 63 | 14MX-63S-68-3525 | 112G-14M-20-TL3020 | 112 | 14MX-112S-20-3020 | 200G-14M-37-E | 200 | F14M-200S-37-E |
| 64G-14M-20-TL3020 | 64 | 14MX-64S-20-3020 | 112G-14M-20-TL3525 | 112 | 14MX-112S-20-3525 | 200G-14M-68-TL4535 | 200 | 14MX-200S-68-4535 |
| 64G-14M-37-TL3020 | 64 | 14MX-64S-37-3020 | 112G-14M-37-TL3525 | 112 | 14MX-112S-37-3525 | 224G-14M-20-TL4030 | 224 | 14MX-224S-20-4030 |
| 64G-14M-68-TL3535 | 64 | 14MX-64S-68-3535 | 112G-14M-37-TL3535 | 112 | 14MX-112S-37-3535 | 224G-14M-20-E | 224 | F14M-224S-20-E |
| 64G-14M-90-TL3535 | 64 | 14MX-64S-90-3535 | 112G-14M-68-TL3535 | 112 | 14MX-112S-68-3535 | 224G-14M-37-TL4030 | 224 | 14MX-224S-37-4030 |
| 64G-14M-125-TL4040 | 64 | 14MX-64S-125-4040 | 112G-14M-68-TL4030 | 112 | 14MX-112S-68-4030 | 224G-14M-37-E | 224 | F14M-224S-37-E |
| | | | 112G-14M-90-TL4040 | 112 | 14MX-112S-90-4040 | 224G-14M-68-TL5040 | 224 | 14MX-224S-68-5040 |

14m 72 and 80 groove/tooth sprockets can have laser cut flanges added. Contact customer service for price and delivery. Most Falcon Pd® sprockets use taper-lock bushings.


*Inventories continue to evolve, contact customer service for the latest stocking levels.

Available with OD Bushing

Hawk Pd® Belts

A high-performance synchronous belt with a universal profile

With its universal tooth profile, Hawk Pd® is precisely designed and manufactured to fit the majority of existing high-capacity synchronous applications. Hawk Pd® can fulfill most existing drive requirements in its class matching competitive offerings of belt width and length.



Part Number: 480-8M-20

| | |
|-----|--------------------|
| 480 | 480mm pitch length |
| 8m | 8mm pitch |
| 20 | 20mm wide |

Sprocket compatibility with Gates HTD®,** Power Grip GT®** and GT®2,* Carlisle RPP and RPP Plus™** and TB Wood's Synchronous QD®** Industry-compatible nomenclature for easy part number interchange.

Belt materials that last longer

Hawk Pd® belts feature an enhanced rubber compound. This compound is formulated to resist tooth deformity and increase tooth rigidity, increasing belt life and decreasing replacement costs.

The demands of synchronous drives put additional strain on the belt and tooth surface for high-speed and low-speed applications. The Hawk Pd® tooth profile resists ratcheting and provides accurate positioning for synchronous drive applications. Enhanced ContiTech materials and tooth profile enable the teeth to engage the sprocket smoothly.

High capacity performance

Hawk Pd® synchronous belts are designed for high-capacity performance, exceeding the traditional speed limitations of chain and performance limitations of belt drives. The new material technology delivers a higher horsepower rating and improved life.

Lower maintenance costs

Unlike chain drives, Hawk Pd® belts and matching sprockets do not require lubrication. There is also virtually no need for retensioning like there is for V-belts and chain drives. Install Hawk Pd® and reduce your maintenance costs.

Applications

Nearly every conceivable industrial drive application where shaft synchronization is required. Hawk Pd® belts can also be used as an alternative to problem V-belt and chain drives.

- > Aggregate machinery
- > Paper industry machinery
- > Printing trade machinery
- > Food processing equipment
- > Packaging machinery
- > Mining equipment
- > Woodworking machinery
- > Office equipment
- > Machine tool
- > Home appliances
- > HVAC units
- > Textile machinery
- > Farm machinery
- > Vending machines

Key features & benefits

- > Universal tooth profile drops into existing Pd®, GT®** and RPP sprockets. Industry-compatible nomenclature.
- > High-grade compounding.
- > Requires little, if any, retensioning and less drive maintenance.
- > Oil, heat, ozone and abrasion resistant.
- > Designed for high-capacity performance.
- > Higher horsepower rating than traditional timing belts.

To learn more, visit www.contitech.us.

Available Sizes

In addition to our stock lineup of synchronous belts, we can manufacture additional sizes (lengths) not listed.

For full product availability and specifications, please visit www.contitech.us or contact a Sales Representative.



3m

| Pitch Length (mm) | Pitch Length (mm) | Pitch Length (mm) |
|-------------------|-------------------|-------------------|
| 159* | 318* | 633* |
| 204* | 363* | 675* |
| 252* | 501* | 738* |
| 264* | 513* | |
| 312* | 612* | |

*Nonstock, made to order. Minimum quantities required.

5m



| Pitch Length (mm) | Pitch Length (mm) | Pitch Length (mm) |
|-------------------|-------------------|-------------------|
| 350 | 635 | 1125 |
| 375 | 670 | 1195 |
| 400 | 710 | 1270 |
| 425 | 740 | 1420 |
| 450 | 800 | 1595 |
| 475 | 850 | 1690 |
| 500 | 890 | 1790 |
| 535 | 950 | 1895 |
| 565 | 1000 | 2000 |
| 600 | 1050 | |

Stock widths: 9mm, 15mm, 25mm

8m*



| Pitch Length (mm) | Pitch Length (mm) | Pitch Length (mm) |
|-------------------|-------------------|-------------------|
| 480 | 1120 | 2400 |
| 560 | 1200 | 2600 |
| 600 | 1280 | 2800 |
| 640 | 1440 | 3048 |
| 720 | 1600 | 3280 |
| 800 | 1760 | 3600 |
| 880 | 1800 | 4400 |
| 960 | 2000 | |
| 1040 | 2200 | |

Stock widths: 20mm, 30mm, 50mm, 85mm

*Static conductive

14m*



| Pitch Length (mm) | Pitch Length (mm) | Pitch Length (mm) |
|-------------------|-------------------|-------------------|
| 966 | 2450 | 4578 |
| 1190 | 2590 | 4956 |
| 1400 | 2800 | 5320 |
| 1610 | 3150 | 5740 |
| 1778 | 3360 | 6160 |
| 1890 | 3500 | 6860 |
| 2100 | 3850 | |
| 2310 | 4326 | |

20m*



| Pitch Length (mm) | Pitch Length (mm) | Pitch Length (mm) |
|-------------------|-------------------|-------------------|
| 2000 | 4200 | 5400 |
| 2500 | 4600 | 5800 |
| 3400 | 5000 | 6200 |
| 3800 | 5200 | 6600 |

Stock widths: 115mm, 170mm, 230mm, 290mm, 340mm

*Static conductive

*Drive conditions and service variables in combination with time in operation can result in a loss of static conductivity. It is recommended that a conductivity check be added to drive preventive maintenance.

Hawk Pd[®] Sprockets

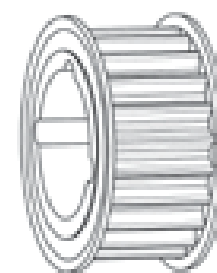
Available Sizes

5mm Synchronous Sprockets

| Part # | SAP # | Weight* | Part # | SAP # | Weight* |
|---------------|----------|---------|----------------|----------|---------|
| P32-5M-15-MPB | 20182279 | 0.8 | P56-5M-15-SH | 20182400 | 1.5 |
| P32-5M-25-MPB | 20182280 | 1.1 | P56-5M-25-SH | 20182401 | 1.7 |
| P34-5M-15-MPB | 20182292 | 1.0 | P60-5M-15-SH | 20182417 | 1.8 |
| P34-5M-25-MPB | 20182293 | 1.3 | P60-5M-25-SH | 20182418 | 2.1 |
| P36-5M-15-MPB | 20182307 | 1.1 | P64-5M-15-SH | 20182429 | 2.0 |
| P36-5M-25-MPB | 20182308 | 1.5 | P64-5M-25-SH | 20182430 | 2.3 |
| P38-5M-15-JA | 20182323 | 0.6 | P68-5M-15-SDS | 20182446 | 2.0 |
| P38-5M-25-JA | 20182324 | 0.9 | P68-5M-25-SDS | 20182447 | 2.4 |
| P40-5M-15-JA | 20182339 | 0.7 | P72-5M-15-SDS | 20182458 | 2.3 |
| P40-5M-25-JA | 20182340 | 1.1 | P72-5M-25-SDS | 20182459 | 2.7 |
| P44-5M-15-JA | 20182355 | 1.0 | P80-5M-15-SDS | 20182475 | 3.1 |
| P44-5M-25-JA | 20182356 | 1.4 | P80-5M-25-SDS | 20182476 | 3.5 |
| P48-5M-15-JA | 20182371 | 1.0 | P90-5M-15-SDS | 20182492 | 4.1 |
| P48-5M-25-JA | 20182372 | 1.2 | P90-5M-25-SDS | 20182493 | 4.6 |
| P52-5M-15-JA | 20182388 | 1.2 | P112-5M-15-SDS | 20182192 | 5.9 |
| P52-5M-25-JA | 20182389 | 1.4 | P112-5M-25-SDS | 20182193 | 5.9 |

*Weight does not include bushing.

Sprockets with Minimum Plain Bore (MPB) are specified when the sprocket does not allow room for a bushing that will handle the maximum load.



Part Number: P34-14M-55-SK

| | |
|-----|-------------------------|
| P34 | 34 grooves/teeth |
| 14 | 14mm pitch length |
| 55 | 55mm width |
| SK | QD [®] bushing |

8mm Synchronous Sprockets

| Part # | SAP # | Weight* | Part # | SAP # | Weight* | Part # | SAP # | Weight* |
|---------------|----------|---------|---------------|----------|---------|---------------|----------|---------|
| P22-8M-20-MPB | 20182242 | 1.2 | P36-8M-85-SKL | 20182313 | 3.0 | P64-8M-30-SK | 20182432 | 8.4 |
| P22-8M-30-MPB | 20182243 | 1.5 | P38-8M-20-SH | 20182325 | 2.0 | P64-8M-50-SK | 20182433 | 10.0 |
| P24-8M-20-JA | 20182244 | 0.7 | P38-8M-30-SH | 20182326 | 2.3 | P64-8M-85-SF | 20182434 | 12.2 |
| P24-8M-30-JA | 20182245 | 0.8 | P38-8M-50-SH | 20182327 | 3.1 | P72-8M-20-SDS | 20182460 | 5.8 |
| P26-8M-20-JA | 20182247 | 0.8 | P38-8M-85-SKL | 20182329 | 3.8 | P72-8M-30-SK | 20182461 | 8.0 |
| P26-8M-30-JA | 20182248 | 0.9 | P40-8M-20-SH | 20182341 | 2.2 | P72-8M-50-SK | 20182462 | 13.0 |
| P28-8M-20-QT | 20182256 | 1.0 | P40-8M-30-SH | 20182342 | 2.6 | P72-8M-85-E | 20182463 | 16.2 |
| P28-8M-30-QT | 20182257 | 1.4 | P40-8M-50-SH | 20182343 | 3.6 | P80-8M-20-SDS | 20182477 | 7.4 |
| P28-8M-50-MPB | 20182258 | 4.2 | P40-8M-85-SKL | 20182345 | 4.9 | P80-8M-30-SK | 20182478 | 9.8 |
| P30-8M-20-QT | 20182270 | 1.3 | P44-8M-20-SDS | 20182357 | 2.4 | P80-8M-50-SF | 20182479 | 13.1 |
| P30-8M-30-QT | 20182271 | 1.7 | P44-8M-30-SDS | 20182358 | 2.8 | P80-8M-85-E | 20182480 | 21.3 |
| P30-8M-50-MPB | 20182272 | 4.9 | P44-8M-50-SD | 20182359 | 4.6 | P90-8M-20-SDS | 20182494 | 7.2 |
| P32-8M-20-QT | 20182281 | 1.4 | P44-8M-85-SFL | 20182361 | 5.5 | P90-8M-30-SK | 20182495 | 11.5 |
| P32-8M-30-QT | 20182282 | 1.6 | P48-8M-20-SDS | 20182373 | 3.0 | P90-8M-50-SF | 20182496 | 16.1 |
| P32-8M-50-MPB | 20182283 | 5.3 | P48-8M-30-SDS | 20182374 | 3.5 | P90-8M-85-E | 20182497 | 27.7 |
| P34-8M-20-SH | 20182294 | 1.4 | P48-8M-50-SD | 20182375 | 5.8 | P112-8M-30-SK | 20182194 | 13.5 |
| P34-8M-30-SH | 20182295 | 1.6 | P48-8M-85-SFL | 20182377 | 7.5 | P112-8M-50-SF | 20182195 | 20.0 |
| P34-8M-50-SH | 20182296 | 2.1 | P56-8M-20-SDS | 20182402 | 4.4 | P112-8M-85-F | 20182196 | 58.0 |
| P34-8M-85-MPB | 20182298 | 8.4 | P56-8M-30-SDS | 20182403 | 5.0 | P144-8M-50-E | 20182208 | 31.2 |
| P36-8M-20-SH | 20182309 | 1.7 | P56-8M-50-SK | 20182404 | 7.4 | P144-8M-85-F | 20182209 | 52.0 |
| P36-8M-30-SH | 20182310 | 2.0 | P56-8M-85-EL | 20182405 | 10.1 | P192-8M-50-E | 20182230 | 51.0 |
| P36-8M-50-SH | 20182311 | 2.7 | P64-8M-20-SDS | 20182431 | 5.9 | P192-8M-85-F | 20182231 | 70.0 |

*Weight does not include bushing.
Sprockets with Minimum Plain Bore (MPB) are specified when the sprocket does not allow room for a bushing that will handle the maximum load.

Hawk Pd[®] Sprockets

Available Sizes

14mm Synchronous Sprockets

| Part # | SAP # | Weight* | Part # | SAP # | Weight* | Part # | SAP # | Weight* |
|-----------------|----------|---------|----------------|----------|---------|----------------|----------|---------|
| P28-14M-40-SK | 20182252 | 5.2 | P44-14M-85-E | 20182351 | 21.0 | P72-14M-170-J | 20182449 | 112.2 |
| P28-14M-55-SK | 20182253 | 6.5 | P44-14M-115-E | 20182346 | 25.2 | P80-14M-40-E | 20182467 | 34.2 |
| P28-14M-85-SFL | 20182254 | 8.8 | P44-14M-170-FL | 20182348 | 39.0 | P80-14M-55-F | 20182468 | 51.5 |
| P28-14M-115-SFL | 20182250 | 11.3 | P48-14M-40-E | 20182365 | 19.0 | P80-14M-85-F | 20182469 | 60.6 |
| P29-14M-40-SK | 20182260 | 5.9 | P48-14M-55-E | 20182366 | 21.9 | P80-14M-115-J | 20182465 | 84.8 |
| P29-14M-55-SK | 20182261 | 7.5 | P48-14M-85-E | 20182367 | 27.6 | P80-14M-170-J | 20182466 | 103.9 |
| P29-14M-85-SFL | 20182262 | 10.1 | P48-14M-115-E | 20182362 | 33.2 | P90-14M-40-E | 20182484 | 34.4 |
| P29-14M-115-SFL | 20182259 | 13.0 | P48-14M-170-FL | 20182364 | 51.0 | P90-14M-55-F | 20182485 | 47.7 |
| P30-14M-40-SK | 20182266 | 5.6 | P52-14M-40-E | 20182380 | 23.1 | P90-14M-85-F | 20182486 | 58.1 |
| P30-14M-55-SK | 20182267 | 6.7 | P52-14M-55-E | 20182381 | 26.3 | P90-14M-115-J | 20182482 | 73.3 |
| P30-14M-85-EL | 20182268 | 7.8 | P52-14M-85-E | 20182382 | 32.6 | P90-14M-170-J | 20182483 | 88.2 |
| P30-14M-115-EL | 20182264 | 10.0 | P52-14M-115-F | 20182378 | 43.4 | P112-14M-40-E | 20182184 | 45.0 |
| P32-14M-40-SK | 20182275 | 7.2 | P52-14M-170-F | 20182379 | 54.2 | P112-14M-55-F | 20182185 | 61.8 |
| P32-14M-55-SK | 20182276 | 8.7 | P56-14M-40-E | 20182392 | 27.7 | P112-14M-85-F | 20182186 | 78.8 |
| P32-14M-85-EL | 20182277 | 10.7 | P56-14M-55-E | 20182393 | 31.1 | P112-14M-115-J | 20182182 | 100.5 |
| P32-14M-115-EL | 20182273 | 13.7 | P56-14M-85-F | 20182394 | 44.4 | P112-14M-170-M | 20182183 | 158.0 |
| P34-14M-40-SK | 20182286 | 8.6 | P56-14M-115-F | 20182390 | 51.3 | P144-14M-40-E | 20182200 | 72.2 |
| P34-14M-55-SK | 20182287 | 10.5 | P56-14M-170-F | 20182391 | 63.0 | P144-14M-55-F | 20182201 | 95.9 |
| P34-14M-85-EL | 20182288 | 13.6 | P60-14M-40-E | 20182409 | 32.5 | P144-14M-85-F | 20182202 | 107.9 |
| P34-14M-115-EL | 20182284 | 17.3 | P60-14M-55-E | 20182410 | 36.4 | P144-14M-115-J | 20182198 | 143.5 |
| P36-14M-40-SF | 20182302 | 7.7 | P60-14M-85-F | 20182411 | 52.4 | P144-14M-170-M | 20182199 | 233.5 |
| P36-14M-55-SF | 20182303 | 10.6 | P60-14M-115-F | 20182407 | 60.2 | P168-14M-40-F | 20182212 | 92.9 |
| P36-14M-85-SF | 20182304 | 13.9 | P60-14M-170-J | 20182408 | 76.0 | P168-14M-55-F | 20182213 | 99.8 |
| P36-14M-115-FL | 20182299 | 17.0 | P64-14M-40-E | 20182421 | 28.8 | P168-14M-85-J | 20182214 | 133.0 |
| P36-14M-170-FL | 20182301 | 23.0 | P64-14M-55-F | 20182422 | 52.2 | P168-14M-115-M | 20182210 | 215.0 |
| P38-14M-40-SF | 20182317 | 10.3 | P64-14M-85-F | 20182423 | 60.4 | P168-14M-170-M | 20182211 | 258.6 |
| P38-14M-55-SF | 20182318 | 12.2 | P64-14M-115-J | 20182419 | 73.0 | P192-14M-40-F | 20182222 | 114.0 |
| P38-14M-85-SF | 20182319 | 16.1 | P64-14M-170-J | 20182420 | 87.0 | P192-14M-55-F | 20182223 | 122.8 |
| P38-14M-115-FL | 20182314 | 21.0 | P68-14M-40-E | 20182438 | 31.1 | P192-14M-85-J | 20182224 | 162.0 |
| P38-14M-170-FL | 20182316 | 28.0 | P68-14M-55-F | 20182439 | 37.0 | P192-14M-115-M | 20182220 | 256.0 |
| P40-14M-40-SF | 20182333 | 12.1 | P68-14M-85-F | 20182440 | 53.7 | P192-14M-170-M | 20182221 | 337.0 |
| P40-14M-55-SF | 20182334 | 14.4 | P68-14M-115-J | 20182436 | 84.8 | P216-14M-40-F | 20182234 | 147.0 |
| P40-14M-85-SF | 20182335 | 19.1 | P68-14M-170-J | 20182437 | 99.3 | P216-14M-55-F | 20182235 | 158.0 |
| P40-14M-115-FL | 20182330 | 25.0 | P72-14M-40-E | 20182450 | 29.9 | P216-14M-85-J | 20182236 | 224.0 |
| P40-14M-170-FL | 20182332 | 34.0 | P72-14M-55-F | 20182451 | 47.6 | P216-14M-115-M | 20182233 | 304.0 |
| P44-14M-40-E | 20182349 | 14.8 | P72-14M-85-F | 20182452 | 58.2 | P216-14M-170-M | 20182234 | 405.0 |
| P44-14M-55-E | 20182350 | 16.9 | P72-14M-115-J | 20182448 | 96.7 | | | |

*Weight does not include bushing.

20mm Synchronous Sprockets

| Part # | SAP # | Weight* | Part # | SAP # | Weight* | Part # | SAP # | Weight* |
|----------------|-----------|---------|---------------|----------|---------|----------------|----------|---------|
| P34-20M-115-F | 20182290 | 31.1 | P60-20M-170-M | 20182413 | 198.6 | P90-20M-290-N | 20182490 | 359.2 |
| P34-20M-170-2% | 20182291 | 81.4 | P60-20M-230-M | 20182414 | 217.1 | P90-20M-340-P | 20182491 | 425.4 |
| P36-20M-115-F | 20182305 | 39.7 | P60-20M-290-N | 20182415 | 257.2 | P112-20M-115-M | 20182187 | 238.5 |
| P36-20M-170-2% | 20182306 | 92.6 | P60-20M-340-N | 20182416 | 272.7 | P112-20M-170-N | 20182188 | 308.9 |
| P38-20M-115-F | 201823204 | 4.5 | P64-20M-115-J | 20182424 | 103.4 | P112-20M-230-N | 20182189 | 356.8 |
| P38-20M-170-J | 20182321 | 55.7 | P64-20M-170-M | 20182425 | 174.8 | P112-20M-290-P | 20182190 | 513.2 |
| P38-20M-230-2% | 20182322 | 119.9 | P64-20M-230-M | 20182426 | 198.0 | P112-20M-340-P | 20182191 | 542.9 |
| P40-20M-115-F | 20182336 | 50.6 | P64-20M-290-N | 20182427 | 298.9 | P144-20M-115-N | 20182203 | 340.5 |
| P40-20M-170-J | 20182337 | 63.8 | P64-20M-340-N | 20182428 | 315.6 | P144-20M-170-N | 20182204 | 426.2 |
| P40-20M-230-2% | 20182338 | 146.8 | P68-20M-115-J | 20182441 | 109.4 | P144-20M-230-P | 20182205 | 542.0 |
| P44-20M-115-F | 20182352 | 63.2 | P68-20M-170-M | 20182442 | 187.3 | P144-20M-290-P | 20182206 | 637.2 |
| P44-20M-170-J | 20182353 | 80.5 | P68-20M-230-N | 20182443 | 323.5 | P144-20M-340-W | 20182207 | 813.4 |
| P44-20M-230-2% | 20182354 | 179.6 | P68-20M-290-N | 20182444 | 345.5 | P168-20M-115-N | 20182215 | 417.2 |
| P48-20M-115-J | 20182368 | 83.6 | P68-20M-340-N | 20182445 | 375.0 | P168-20M-170-P | 20182216 | 560.0 |
| P48-20M-170-M | 20182369 | 113.3 | P72-20M-115-J | 20182453 | 118.7 | P168-20M-230-P | 20182217 | 635.0 |
| P48-20M-230-M | 20182370 | 128.9 | P72-20M-170-M | 20182454 | 195.5 | P168-20M-290-W | 20182218 | 891.2 |
| P52-20M-115-J | 20182383 | 79.5 | P72-20M-230-N | 20182455 | 286.9 | P168-20M-340-W | 20182219 | 947.2 |
| P52-20M-170-M | 20182384 | 140.6 | P72-20M-290-N | 20182456 | 310.4 | P192-20M-115-N | 20182225 | 499.9 |
| P52-20M-230-M | 20182385 | 158.3 | P72-20M-340-N | 20182457 | 330.2 | P192-20M-170-P | 20182226 | 680.0 |
| P52-20M-290-N | 20182386 | 186.2 | P80-20M-115-M | 20182470 | 181.5 | P192-20M-230-W | 20182227 | 935.1 |
| P52-20M-340-N | 20182387 | 201.0 | P80-20M-170-M | 20182471 | 214.1 | P192-20M-290-W | 20182228 | 1060.3 |
| P56-20M-115-J | 20182395 | 87.1 | P80-20M-230-N | 20182472 | 279.5 | P192-20M-340-S | 20182229 | 1367.8 |
| P56-20M-170-M | 20182396 | 169.7 | P80-20M-290-N | 20182473 | 313.9 | P216-20M-115-N | 20182237 | 565.7 |
| P56-20M-230-M | 20182397 | 188.8 | P80-20M-340-P | 20182474 | 406.3 | P216-20M-170-P | 20182238 | 812.9 |
| P56-20M-290-N | 20182398 | 223.2 | P90-20M-115-M | 20182487 | 211.8 | P216-20M-230-W | 20182239 | 1061.5 |
| P56-20M-340-N | 20182399 | 239.3 | P90-20M-170-M | 20182488 | 249.8 | P216-20M-290-W | 20182240 | 1238.9 |
| P60-20M-115-J | 20182412 | 93.7 | P90-20M-230-N | 20182489 | 318.4 | P216-20M-340-S | 20182241 | 1554.9 |

*Weight does not include bushing.

Hawk Pd[®] Taper-Lock Sprockets

Available Sizes

8mm Pitch Taper-Lock Synchronous Sprockets

| Part # | SAP # | Weight* | Part # | SAP # | Weight* | Part # | SAP # | Weight* |
|----------------|----------|---------|----------------|----------|---------|-----------------|----------|---------|
| P22-8M-20-1108 | 20182754 | 0.4 | P36-8M-50-1610 | 20182797 | 2.4 | P56-8M-85-2517 | 20182842 | 9.8 |
| P22-8M-30-1108 | 20182755 | 0.5 | P36-8M-85-1615 | 20182798 | 3.8 | P64-8M-20-2012 | 20182851 | 7.6 |
| P24-8M-20-1108 | 20182756 | 0.6 | P38-8M-20-1610 | 20182803 | 1.8 | P64-8M-30-2517 | 20182852 | 9.2 |
| P24-8M-30-1108 | 20182757 | 0.7 | P38-8M-30-1610 | 20182804 | 2.1 | P64-8M-50-2517 | 20182853 | 11.2 |
| P26-8M-20-1108 | 20182758 | 0.8 | P38-8M-50-1610 | 20182805 | 2.8 | P64-8M-85-2517 | 20182854 | 13.8 |
| P26-8M-30-1108 | 20182759 | 0.9 | P38-8M-85-1610 | 20182806 | 3.8 | P72-8M-20-2012 | 20182863 | 10.0 |
| P28-8M-20-1108 | 20182763 | 1.0 | P40-8M-20-1610 | 20182811 | 2.1 | P72-8M-30-2517 | 20182864 | 12.4 |
| P28-8M-30-1108 | 20182764 | 1.2 | P40-8M-30-2012 | 20182812 | 2.1 | P72-8M-50-2517 | 20182865 | 15.1 |
| P28-8M-50-1108 | 20182765 | 1.6 | P40-8M-50-2012 | 20182813 | 2.9 | P72-8M-85-3020 | 20182866 | 17.3 |
| P30-8M-20-1210 | 20182773 | 1.0 | P40-8M-85-2012 | 20182814 | 4.0 | P80-8M-20-2517 | 20182871 | 13.2 |
| P30-8M-30-1210 | 20182774 | 1.2 | P44-8M-20-2012 | 20182819 | 2.6 | P80-8M-30-2517 | 20182872 | 16.1 |
| P30-8M-50-1210 | 20182775 | 1.7 | P44-8M-30-2012 | 20182820 | 3.0 | P80-8M-50-2517 | 20182873 | 26.0 |
| P32-8M-20-1210 | 20182780 | 1.3 | P44-8M-50-2012 | 20182821 | 3.9 | P80-8M-85-3020 | 20182874 | 23.0 |
| P32-8M-30-1210 | 20182781 | 1.5 | P44-8M-85-2012 | 20182822 | 5.4 | P90-8M-20-2517 | 20182879 | 12.2 |
| P32-8M-50-1210 | 20182782 | 2.0 | P48-8M-20-2012 | 20182827 | 3.5 | P90-8M-30-2517 | 20182880 | 13.4 |
| P34-8M-20-1610 | 20182787 | 1.2 | P48-8M-30-2012 | 20182828 | 3.9 | P90-8M-50-3020 | 20182881 | 26.0 |
| P34-8M-30-1610 | 20182788 | 1.4 | P48-8M-50-2012 | 20182829 | 5.2 | P90-8M-85-3020 | 20182882 | 30.0 |
| P34-8M-50-1610 | 20182789 | 1.9 | P48-8M-85-2012 | 20182830 | 7.2 | P112-8M-30-2517 | 20182751 | 28.0 |
| P34-8M-85-1615 | 20182790 | 2.9 | P56-8M-20-2012 | 20182839 | 5.4 | P112-8M-50-3020 | 20182752 | 27.0 |
| P36-8M-20-1610 | 20182795 | 1.5 | P56-8M-30-2012 | 20182840 | 6.1 | P112-8M-85-3020 | 20182753 | 35.0 |
| P36-8M-30-1610 | 20182796 | 1.7 | P56-8M-50-2517 | 20182841 | 7.6 | | | |

*Weight does not include bushing.

14mm Pitch Taper-Lock Synchronous Sprockets


| Part # | SAP # | Weight* | Part # | SAP # | Weight* | Part # | SAP # | Weight* |
|------------------|----------|---------|------------------|----------|---------|-------------------|----------|---------|
| P28-14M-40-2012 | 20182760 | 5.2 | P38-14M-115-3020 | 20182799 | 19.2 | P64-14M-40-3020 | 20182848 | 29.0 |
| P28-14M-55-2012 | 20182761 | 6.4 | P40-14M-40-2517 | 20182808 | 13.3 | P64-14M-55-3020 | 20182849 | 34.0 |
| P28-14M-85-2012 | 20182762 | 9.0 | P40-14M-55-2517 | 20182809 | 15.6 | P64-14M-85-3535 | 20182850 | 71.0 |
| P29-14M-40-2012 | 20182766 | 5.9 | P40-14M-85-3020 | 20182810 | 18.5 | P64-14M-115-4545 | 20182847 | 80.0 |
| P29-14M-55-2012 | 20182767 | 7.4 | P40-14M-115-3020 | 20182807 | 23.0 | P68-14M-40-3020 | 20182856 | 31.0 |
| P29-14M-85-2012 | 20182768 | 10.3 | P44-14M-40-2517 | 20182816 | 16.6 | P68-14M-55-3020 | 20182857 | 37.0 |
| P30-14M-40-2012 | 20182770 | 5.8 | P44-14M-55-2517 | 20182817 | 18.7 | P68-14M-85-3535 | 20182858 | 83.0 |
| P30-14M-55-2517 | 20182771 | 6.5 | P44-14M-85-3020 | 20182818 | 22.0 | P68-14M-115-4545 | 20182855 | 94.0 |
| P30-14M-85-2517 | 20182772 | 8.7 | P44-14M-115-3535 | 20182815 | 28.0 | P72-14M-40-3020 | 20182860 | 34.0 |
| P30-14M-115-2517 | 20182769 | 11.0 | P48-14M-40-2517 | 20182824 | 21.0 | P72-14M-55-3020 | 20182861 | 41.0 |
| P32-14M-40-2012 | 20182777 | 7.4 | P48-14M-55-3020 | 20182825 | 23.0 | P72-14M-85-3535 | 20182862 | 70.0 |
| P32-14M-55-2517 | 20182778 | 8.5 | P48-14M-85-3020 | 20182826 | 29.0 | P72-14M-115-4545 | 20182859 | 109.0 |
| P32-14M-85-2517 | 20182779 | 11.6 | P48-14M-115-3535 | 20182823 | 38.0 | P80-14M-40-3020 | 20182868 | 35.0 |
| P32-14M-115-2517 | 20182776 | 14.8 | P52-14M-40-2517 | 20182832 | 26.0 | P80-14M-55-3020 | 20182869 | 43.0 |
| P34-14M-40-2012 | 20182784 | 8.7 | P52-14M-55-3020 | 20182833 | 28.0 | P80-14M-85-3535 | 20182870 | 74.0 |
| P34-14M-55-2517 | 20182785 | 10.3 | P52-14M-85-3535 | 20182834 | 41.0 | P80-14M-115-4545 | 20182867 | 143.0 |
| P34-14M-85-2517 | 20182786 | 14.1 | P52-14M-115-4040 | 20182831 | 45.0 | P90-14M-40-3020 | 20182876 | 36.0 |
| P34-14M-115-2517 | 20182783 | 17.8 | P56-14M-40-2517 | 20182836 | 21.0 | P90-14M-55-3020 | 20182877 | 40.0 |
| P36-14M-40-2517 | 20182792 | 9.7 | P56-14M-55-3020 | 20182837 | 34.0 | P90-14M-85-3535 | 20182878 | 72.0 |
| P36-14M-55-2517 | 20182793 | 11.2 | P56-14M-85-3535 | 20182838 | 51.0 | P90-14M-115-4545 | 20182875 | 127.0 |
| P36-14M-85-3020 | 20182794 | 12.3 | P56-14M-115-4040 | 20182835 | 56.0 | P112-14M-40-3020 | 20182748 | 47.0 |
| P36-14M-115-3020 | 20182791 | 15.4 | P60-14M-40-3020 | 20182844 | 27.0 | P112-14M-55-3020 | 20182749 | 55.0 |
| P38-14M-40-2517 | 20182800 | 11.5 | P60-14M-55-3020 | 20182845 | 40.0 | P112-14M-85-3535 | 20182750 | 89.0 |
| P38-14M-55-2517 | 20182801 | 13.4 | P60-14M-85-3535 | 20182846 | 61.0 | P112-14M-115-4545 | 20182747 | 136.0 |
| P38-14M-85-3020 | 20182802 | 15.4 | P60-14M-115-4040 | 20182843 | 68.0 | | | |

*Weight does not include bushing.

Blackhawk Pd® Belts

A high-performance synchronous belt with a universal profile

For a curvilinear belt that offers improved performance in your synchronous application, look no further than Blackhawk Pd®. The high-performance belt offers best-of-breed technology and higher horsepower for the money. Its proven durability and strength make it a compatible upgrade for many other timing belts.



Part Number: 480 8M BH 12

| | |
|------------|--------------------|
| 480 | 480mm pitch length |
| 8M | 8mm pitch |
| BH | Blackhawk® belt |
| 12 | 12mm wide |

Belt materials that last longer

Blackhawk Pd® belts feature a patented high-grade rubber compound. This cross-linked elastomer is formulated to resist tooth deformity and increase tooth rigidity, increasing belt life and decreasing replacement costs.

Blackhawk Pd®'s aramid tensile members provide excellent dimensional stability and high impact strength. Blackhawk Pd® requires virtually no retensioning and minimum maintenance.

The demands of synchronous drives put additional strain on the belt and tooth surface for high-speed and low-speed applications. The Blackhawk Pd® tooth profile resists ratcheting and provides accurate positioning for synchronous drive applications.

High-capacity performance

Blackhawk Pd® synchronous belts are designed for high-capacity performance, exceeding the traditional speed limitations of chain and performance limitations of belt drives. Blackhawk Pd® belts are able to perform in drives ranging from fractional horsepower to 400 horsepower. The new material technology delivers a higher horsepower rating.

Lower maintenance costs

Unlike chain drives, Blackhawk Pd® belts and matching sprockets do not require lubrication. There is virtually no need for retensioning like there is for V-belt and chain drives. Install Blackhawk Pd® and watch your maintenance costs drop to practically nothing.

Applications

Nearly every conceivable industrial drive application where precise shaft synchronization is required. Blackhawk Pd® belts can also be used as an alternative to problem V-belt and chain drives.

- › Aggregate machinery
- › Paper industry machinery
- › Printing trade machinery
- › Food processing equipment
- › Packaging machinery
- › Mining equipment
- › Woodworking machinery
- › Office equipment
- › Machine tool
- › Home appliances
- › HVAC units
- › Textile machinery
- › Farm machinery
- › Vending machinery

Key features & benefits

- › Universal tooth profile drops into existing HTD® and RPP sprockets.
- › High-grade Hibrex® compound.
- › Aramid tensile members provide excellent dimensional stability and high-impact strength.
- › Requires little, if any, retensioning and less drive maintenance.
- › Oil, heat, ozone and abrasion resistant.
- › Designed for high-capacity performance.
- › Higher horsepower rating than traditional timing belts.
- › Static conductive.*

To learn more, visit www.contitech.us.

*Drive conditions and service variables in combination with time in operation can result in a loss of static conductivity. It is recommended that a conductivity check be added to drive preventive maintenance programs.

Available Sizes

In addition to our stock lineup of synchronous belts, we can manufacture additional sizes (lengths) not listed.

For full product availability and specifications, please visit www.contitech.us or contact a Sales Representative.

8m
8mm pitch



| Pitch Length (mm) | Pitch Length (mm) | Pitch Length (mm) |
|-------------------|-------------------|-------------------|
| 480 | 1040 | 2000 |
| 560 | 1120 | 2400 |
| 600 | 1200 | 2600 |
| 640 | 1280 | 2800 |
| 720 | 1440 | 3048 |
| 800 | 1600 | 3280 |
| 880 | 1760 | 3600 |
| 960 | 1800 | 4400 |

Stock Widths: 12mm, 22mm, 35mm, 60mm

14m
14mm pitch

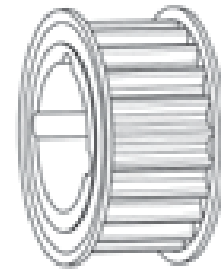


| Pitch Length (mm) | Pitch Length (mm) | Pitch Length (mm) |
|-------------------|-------------------|-------------------|
| 966 | 2450 | 4578 |
| 1190 | 2590 | 4956 |
| 1400 | 2800 | 5320 |
| 1610 | 3150 | 5740 |
| 1778 | 3360 | 6160 |
| 1890 | 3500 | 6860 |
| 2100 | 3850 | |
| 2310 | 4326 | |

Stock Widths: 20mm, 42mm, 65mm, 90mm, 120mm

Blackhawk Pd[®] Sprockets

Available Sizes



Part Number: W38-14M-20-SF

| | |
|------------|-------------------------|
| W38 | 38 grooves/teeth |
| 14 | 14mm pitch length |
| 20 | 20mm width |
| SF | QD [®] bushing |

8mm Synchronous Blackhawk Pd[®] Sprockets

| Part # | SAP # | Weight* | Part # | SAP # | Weight* | Part # | SAP # | Weight* |
|---------------|----------|---------|---------------|----------|---------|---------------|----------|---------|
| W22-8M-12-MPB | 20182589 | 0.9 | W34-8M-60-MPB | 20182641 | 6.6 | W64-8M-35-SK | 20182713 | 8.8 |
| W22-8M-22-MPB | 20182590 | 1.2 | W36-8M-12-SH | 20182647 | 1.3 | W64-8M-60-SF | 20182714 | 10.2 |
| W22-8M-35-MPB | 20182591 | 1.6 | W36-8M-22-SH | 20182648 | 1.6 | W72-8M-12-SDS | 20182725 | 5.1 |
| W22-8M-60-MPB | 20182592 | 2.3 | W36-8M-35-SH | 20182649 | 2.0 | W72-8M-22-SDS | 20182726 | 6.0 |
| W24-8M-12-JA | 20182593 | 0.5 | W36-8M-60-SKL | 20182650 | 2.4 | W72-8M-35-SK | 20182727 | 11.6 |
| W24-8M-22-JA | 20182594 | 0.7 | W38-8M-12-SH | 20182656 | 1.6 | W72-8M-60-E | 20182728 | 14.0 |
| W24-8M-35-MPB | 20182595 | 2.0 | W38-8M-22-SH | 20182657 | 1.9 | W80-8M-12-SDS | 20182734 | 6.7 |
| W24-8M-60-MPB | 20182596 | 2.7 | W38-8M-35-SH | 20182658 | 2.3 | W80-8M-22-SDS | 20182735 | 7.8 |
| W26-8M-12-JA | 20182597 | 0.6 | W38-8M-60-SKL | 20182659 | 3.0 | W80-8M-35-SF | 20182736 | 11.3 |
| W26-8M-22-JA | 20182598 | 0.7 | W40-8M-12-SH | 20182665 | 1.9 | W80-8M-60-E | 20182737 | 18.5 |
| W26-8M-35-MPB | 20182599 | 2.4 | W40-8M-22-SH | 20182666 | 2.3 | W90-8M-12-SDS | 20182743 | 6.3 |
| W26-8M-60-MPB | 20182600 | 3.3 | W40-8M-35-SH | 20182667 | 2.8 | W90-8M-22-SDS | 20182744 | 7.5 |
| W28-8M-12-QT | 20182606 | 0.7 | W40-8M-60-SKL | 20182668 | 3.8 | W90-8M-35-SF | 20182745 | 14.0 |
| W28-8M-22-QT | 20182607 | 1.1 | W44-8M-12-SDS | 20182674 | 2.1 | W90-8M-60-E | 20182746 | 24.5 |
| W28-8M-35-QT | 20182608 | 1.5 | W44-8M-22-SDS | 20182675 | 2.5 | W112-8M-12-SK | 20182557 | 10.6 |
| W28-8M-60-MPB | 20182609 | 4.0 | W44-8M-35-SD | 20182676 | 3.8 | W112-8M-22-SK | 20182558 | 12.0 |
| W30-8M-12-QT | 20182620 | 0.9 | W44-8M-60-SFL | 20182677 | 4.4 | W112-8M-35-SF | 20182559 | 17.2 |
| W30-8M-22-QT | 20182621 | 1.3 | W48-8M-12-SDS | 20182683 | 2.6 | W112-8M-60-F | 20182560 | 53.3 |
| W30-8M-35-QT | 20182622 | 1.8 | W48-8M-22-SDS | 20182684 | 3.2 | W144-8M-12-SK | 20182566 | 18.5 |
| W30-8M-60-MPB | 20182623 | 4.8 | W48-8M-35-SD | 20182685 | 4.9 | W144-8M-22-SK | 20182567 | 20.7 |
| W32-8M-12-QT | 20182629 | 1.1 | W48-8M-60-SFL | 20182686 | 6.1 | W144-8M-35-E | 20182568 | 27.5 |
| W32-8M-22-QT | 20182630 | 1.4 | W56-8M-12-SDS | 20182697 | 3.9 | W144-8M-60-F | 20182569 | 45.3 |
| W32-8M-35-QT | 20182631 | 1.6 | W56-8M-22-SDS | 20182698 | 4.5 | W192-8M-12-SF | 20182580 | 27.5 |
| W32-8M-60-MPB | 20182632 | 5.7 | W56-8M-35-SK | 20182699 | 6.2 | W192-8M-22-SF | 20182581 | 30.6 |
| W34-8M-12-SH | 20182638 | 1.2 | W56-8M-60-EL | 20182700 | 8.4 | W192-8M-35-E | 20182582 | 46.2 |
| W34-8M-22-SH | 20182639 | 1.3 | W64-8M-12-SDS | 20182711 | 5.3 | W192-8M-60-F | 20182583 | 62.0 |
| W34-8M-35-SH | 20182640 | 1.6 | W64-8M-22-SDS | 20182712 | 6.1 | | | |

*Weight does not include bushing.

Sprockets with Minimum Plain Bore (MPB) are specified when the sprocket does not allow room for a bushing that will handle the maximum load.

14mm Synchronous Blackhawk Pd® Sprockets

| Part # | SAP # | Weight* | Part # | SAP # | Weight* | Part # | SAP # | Weight* |
|-----------------|----------|---------|----------------|----------|---------|----------------|----------|---------|
| W28-14M-20-SK | 20182602 | 3.2 | W40-14M-120-FL | 20182660 | 31.9 | W72-14M-90-F | 20182724 | 61.6 |
| W28-14M-42-SK | 20182603 | 5.1 | W44-14M-20-E | 20182670 | 12.0 | W72-14M-120-J | 20182720 | 96.0 |
| W28-14M-65-SFL | 20182604 | 6.7 | W44-14M-42-E | 20182671 | 14.6 | W80-14M-20-E | 20182730 | 28.0 |
| W28-14M-90-MPB | 20182605 | 18.9 | W44-14M-65-E | 20182672 | 17.7 | W80-14M-42-E | 20182731 | 34.0 |
| W28-14M-120-MPB | 20182601 | 21.0 | W44-14M-90-FL | 20182673 | 27.0 | W80-14M-65-F | 20182732 | 53.0 |
| W29-14M-20-SK | 20182611 | 3.6 | W44-14M-120-FL | 20182669 | 31.9 | W80-14M-90-J | 20182733 | 74.7 |
| W29-14M-42-SK | 20182612 | 6.2 | W48-14M-20-E | 20182679 | 14.7 | W80-14M-120-J | 20182729 | 84.0 |
| W29-14M-65-SFL | 20182613 | 7.2 | W48-14M-42-E | 20182680 | 18.8 | W90-14M-20-E | 20182739 | 29.4 |
| W29-14M-90-MPB | 20182614 | 20.2 | W48-14M-65-E | 20182681 | 23.0 | W90-14M-42-F | 20182740 | 43.6 |
| W29-14M-120-MPB | 20182610 | 22.0 | W48-14M-90-FL | 20182682 | 36.0 | W90-14M-65-F | 20182741 | 52.3 |
| W30-14M-20-SK | 20182616 | 4.0 | W48-14M-120-FL | 20182678 | 41.3 | W90-14M-90-J | 20182742 | 67.0 |
| W30-14M-42-SK | 20182617 | 5.5 | W52-14M-20-E | 20182688 | 17.6 | W90-14M-120-M | 20182738 | 149.0 |
| W30-14M-65-EL | 20182618 | 5.7 | W52-14M-42-E | 20182689 | 23.0 | W112-14M-20-E | 20182553 | 39.1 |
| W30-14M-90-EL | 20182619 | 7.4 | W52-14M-65-E | 20182690 | 28.0 | W112-14M-42-F | 20182554 | 76.9 |
| W30-14M-120-EL | 20182615 | 9.2 | W52-14M-90-F | 20182691 | 37.0 | W112-14M-65-J | 20182555 | 82.6 |
| W32-14M-20-SK | 20182625 | 4.9 | W52-14M-120-F | 20182687 | 43.0 | W112-14M-90-J | 20182556 | 90.6 |
| W32-14M-42-SK | 20182626 | 7.0 | W56-14M-20-E | 20182693 | 21.0 | W112-14M-120-M | 20182552 | 147.0 |
| W32-14M-65-EL | 20182627 | 7.6 | W56-14M-42-E | 20182694 | 27.4 | W144-14M-20-E | 20182562 | 63.3 |
| W32-14M-90-EL | 20182628 | 10.0 | W56-14M-65-F | 20182695 | 39.0 | W144-14M-42-F | 20182563 | 111.0 |
| W32-14M-120-EL | 20182624 | 12.8 | W56-14M-90-F | 20182696 | 44.0 | W144-14M-65-M | 20182564 | 189.0 |
| W34-14M-20-SK | 20182634 | 5.8 | W56-14M-120-F | 20182692 | 51.1 | W144-14M-90-M | 20182565 | 199.0 |
| W34-14M-42-SF | 20182635 | 7.4 | W60-14M-20-E | 20182702 | 25.2 | W144-14M-120-M | 20182561 | 214.0 |
| W34-14M-65-EL | 20182636 | 10.0 | W60-14M-42-E | 20182703 | 32.2 | W168-14M-20-F | 20182571 | 131.0 |
| W34-14M-90-EL | 20182637 | 13.2 | W60-14M-65-F | 20182704 | 46.0 | W168-14M-42-F | 20182572 | 138.0 |
| W34-14M-120-FL | 20182633 | 14.4 | W60-14M-90-F | 20182705 | 53.0 | W168-14M-65-M | 20182573 | 196.0 |
| W36-14M-20-SF | 20182643 | 6.4 | W60-14M-120-F | 20182701 | 59.8 | W168-14M-90-M | 20182574 | 235.0 |
| W36-14M-42-SF | 20182644 | 8.5 | W64-14M-20-E | 20182707 | 23.0 | W168-14M-120-M | 20182570 | 273.0 |
| W36-14M-65-FL | 20182645 | 11.4 | W64-14M-42-E | 20182708 | 28.0 | W192-14M-20-J | 20182576 | 146.0 |
| W36-14M-90-FL | 20182646 | 13.8 | W64-14M-65-F | 20182709 | 53.7 | W192-14M-42-J | 20182577 | 157.0 |
| W36-14M-120-FL | 20182642 | 17.0 | W64-14M-90-F | 20182710 | 60.1 | W192-14M-65-M | 20182578 | 264.0 |
| W38-14M-20-SF | 20182652 | 7.5 | W64-14M-120-J | 20182706 | 73.0 | W192-14M-90-M | 20182579 | 279.0 |
| W38-14M-42-SF | 20182653 | 10.2 | W68-14M-20-E | 20182716 | 25.2 | W192-14M-120-N | 20182575 | 365.0 |
| W38-14M-65-FL | 20182654 | 14.1 | W68-14M-42-E | 20182717 | 31.2 | W216-14M-20-J | 20182585 | 171.0 |
| W38-14M-90-FL | 20182655 | 17.4 | W68-14M-65-F | 20182718 | 46.8 | W216-14M-42-J | 20182586 | 186.0 |
| W38-14M-120-FL | 20182651 | 21.5 | W68-14M-90-F | 20182719 | 55.0 | W216-14M-65-M | 20182587 | 303.0 |
| W40-14M-20-SF | 20182661 | 8.6 | W68-14M-120-J | 20182715 | 84.0 | W216-14M-90-M | 20182588 | 377.0 |
| W40-14M-42-SF | 20182662 | 11.9 | W72-14M-20-E | 20182721 | 24.4 | W216-14M-120-N | 20182584 | 423.0 |
| W40-14M-65-FL | 20182663 | 17.8 | W72-14M-42-E | 20182722 | 30.2 | | | |
| W40-14M-90-FL | 20182664 | 21.6 | W72-14M-65-F | 20182723 | 51.1 | | | |

Positive Drive Pd[®] Belts

Speed, accuracy and dependability for precision-engineered drives

ContiTech Positive Drive belts give you the opportunity to design your drives for the speed, accuracy and dependability consistent with the best synchronous belt drives, all without the bulk, weight and added cost that is inherent in chain and gear power transmission systems.



Part Number: 100 XL 025

| | |
|------------|---------------------------------|
| 100 | 10.0 in. pitch length |
| XL | Pitch-trapezoidal tooth profile |
| 025 | 0.25 in. wide |

ContiTech Pd[®] belts have precision-molded teeth to deliver the synchronized power you need. Because they are made of specially compounded rubber, reinforced with high-strength, stable fiberglass tensile cord members and have a long-wearing nylon facing, they are durable and provide a smooth, precise operation.

Engineered for full-power transmission, smooth operation

Our Positive Drive belts are made with world-class rubber technology which is specifically compounded to resist damaging environmental factors that can shorten belt life. Our specialized compound technology has excellent oil, heat and ozone resistance, increasing durability and preserving belt flexibility leading to extended belt life..

Available in a variety of pitches

ContiTech Pd[®] belts are available in a variety of pitches depending on the application.

Applications

Nearly every conceivable industrial drive application where precise shaft synchronization is required. Positive Drive belts can also be used as an alternative to problem V-belt and chain drives.

- > Aggregate machinery
- > Chain drives
- > Packaging machinery
- > Paper industry machinery
- > Food processing equipment
- > Printing trade machinery
- > Woodworking machinery
- > Office equipment
- > Machine tools
- > Farm machinery
- > Home appliances
- > Textile machinery
- > Mining equipment

Key features & benefits

- > Universal trapezoidal tooth profiles drop into existing sprockets.
- > High-grade compounding.
- > Fiberglass tension cords for excellent resistance to shrinkage/elongation.
- > Oil, heat, ozone and abrasion resistant.
- > Low-maintenance/high-efficiency rating.

Positive Drive Pd[®] Belts

Available Sizes

13-inch wide Pd[®] sleeves are available from stock in XL, L, H, XH and XXH profiles.

For nonstock sizes, contact your Power Transmission Products (PTP) Industrial Distributor. Please consult your PTP List Prices Pages publications for the full range of sizes.

MXL (Mini Extra Light)

For small business machines, office equipment, electric equipment, etc.



Standard Part Numbers

13/16 in. Pitch

| | | |
|-------|-------|--------|
| 40MXL | 72MXL | 112MXL |
| 44MXL | 80MXL | 120MXL |
| 48MXL | 88MXL | 140MXL |
| 64MXL | 96MXL | 168MXL |

Stock Widths:* 1/8 in.=012, 3/16 in.=019, 1/4 in.=025

XL (Extra Light)

For business machines, instruments, sound equipment, etc.



Standard Part Numbers

1/5 in. Pitch

| | | |
|-------|-------|-------|
| 50XL | 190XL | 350XL |
| 60XL | 200XL | 370XL |
| 70XL | 210XL | 380XL |
| 80XL | 220XL | 390XL |
| 90XL | 230XL | 400XL |
| 100XL | 240XL | 420XL |
| 110XL | 250XL | 450XL |
| 120XL | 260XL | 460XL |
| 130XL | 280XL | 480XL |
| 140XL | 290XL | 500XL |
| 150XL | 300XL | 570XL |
| 160XL | 310XL | 630XL |
| 170XL | 330XL | 770XL |
| 180XL | 340XL | |

L (Light)

For fraction power-rated motor applications such as in-home appliances, small tools, pumps, blowers, etc.



Standard Part Numbers

3/8 in. Pitch

| | | |
|------|------|------|
| 124L | 255L | 450L |
| 135L | 270L | 480L |
| 150L | 285L | 510L |
| 165L | 300L | 540L |
| 187L | 322L | 600L |
| 195L | 345L | 660L |
| 210L | 367L | 817L |
| 225L | 390L | 900L |
| 240L | 420L | |

Stock Widths:* 1/2 in.=050, 3/4 in.=075, 1 in.=100

*Stock Widths: Use the three-digit size number as a suffix to the belt.

Positive Drive Pd[®] Belts

Available Sizes (continued)

13-inch wide Pd[®] sleeves are available from stock in XL, L, H, XH and XXH profiles.

For nonstock sizes, contact your PTP Industrial Distributor. Please consult your PTP List Prices Pages publications for the full range of sizes.

H (Heavy)
For machine tools, pumps, fans, presses, motor generator sets, etc.



Standard Part Numbers

1/2 in. Pitch

| | | |
|------|------|-------|
| 210H | 480H | 780H |
| 220H | 490H | 800H |
| 230H | 510H | 820H |
| 240H | 540H | 850H |
| 270H | 560H | 900H |
| 300H | 570H | 960H |
| 320H | 585H | 1000H |
| 330H | 600H | 1100H |
| 360H | 630H | 1250H |
| 390H | 645H | 1400H |
| 400H | 660H | 1700H |
| 410H | 700H | |
| 420H | 730H | |
| 450H | 750H | |

Stock Widths:* 3/4 in.=075, 1 in.=100, 1 1/2 in.=150, 2 in.=200, 3 in.=300

XH (Extra Heavy)**
For medium torque applications on heavy industrial equipment.



Standard Part Numbers

7/8 in. Pitch

| | | |
|-------|--------|--------|
| 507XH | 770XH | 1260XH |
| 560XH | 840XH | 1400XH |
| 630XH | 980XH | 1540XH |
| 700XH | 1120XH | 1750XH |

Stock Widths:* 2 in.=200, 3 in.=300, 4 in.=400

XXH (Double Extra Heavy)**
For high torque applications on heavy industrial equipment.



Standard Part Numbers

1 1/4 in. Pitch

| | | |
|--------|---------|---------|
| 700XXH | 1000XXH | 1600XXH |
| 800XXH | 1200XXH | |
| 900XXH | 1400XXH | |

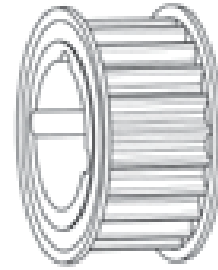
Stock Widths:* 2 in.=200, 3 in.=300, 4 in.=400, 5 in.=500

*Stock Widths: Use the three-digit size number as a suffix to the belt number when ordering.

**Drive conditions and service variables in combination with time in operation can result in a loss of static conductivity. It is recommended that a conductivity check be added to drive preventive maintenance

Positive Drive Pd[®] Sprockets

Available Sizes



Part Number: 20L050-JA

- 20 20 teeth
- L Pitch-trapezoidal tooth profile
- 050 0.50mm or in. width
- JA Bushing

XL Synchronous (Timing) Sprockets

| Part # | SAP # | Weight* | Part # | SAP # | Weight* | Part # | SAP # | Weight* |
|-------------|----------|---------|---------------|----------|---------|---------------|----------|---------|
| 10XL037-MPB | 20178894 | 0.03 | 21XL037-MPB | 20181963 | 0.19 | 40XL037-MPB** | 20182075 | 0.31 |
| 11XL037-MPB | 20178895 | 0.03 | 22XL037-MPB | 20181974 | 0.22 | 42XL037-MPB** | 20182091 | 0.31 |
| 12XL037-MPB | 20181888 | 0.06 | 24XL037-MPB | 20181990 | 0.25 | 44XL037-MPB** | 20182094 | 0.31 |
| 14XL037-MPB | 20181896 | 0.06 | 28XL037-MPB | 20182022 | 0.34 | 48XL037-MPB** | 20182104 | 0.38 |
| 15XL037-MPB | 20181901 | 0.09 | 30XL037-MPB | 20182035 | 0.41 | 60XL037-MPB** | 20182119 | 0.38 |
| 16XL037-MPB | 20181909 | 0.09 | 32XL037-MPB | 20395679 | 0.20 | 72XL037-MPB** | 20182134 | 0.50 |
| 18XL037-MPB | 20181927 | 0.13 | 32XL037-MPB** | 20182041 | 0.22 | | | |
| 20XL037-MPB | 20181950 | 0.19 | 36XL037-MPB** | 20182060 | 0.30 | | | |

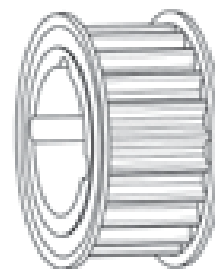
*Weight does not include bushing.

Sprockets with Minimum Plain Bore (MPB) are specified when the sprocket does not allow room for a bushing that will handle the maximum load.

**Aluminum

Positive Drive Pd[®] Sprockets

Available Sizes (continued)



Part Number: 20L050-JA

20 20 teeth
L Pitch-trapezoidal tooth profile
050 0.50mm or in. width
JA Bushing

L Synchronous (Timing) Sprockets

| Part # | SAP # | Weight* | Part # | SAP # | Weight* | Part # | SAP # | Weight* |
|------------|----------|---------|------------|----------|---------|------------|----------|---------|
| 10L050-MPB | 20178893 | 0.2 | 22L050-JA | 20181968 | 0.8 | 40L100-SDS | 20182082 | 3.4 |
| 12L050-MPB | 20181886 | 0.3 | 22L075-JA | 20181969 | 0.8 | 44L050-SDS | 20182099 | 3.1 |
| 12L075-MPB | 20181887 | 0.4 | 22L100-JA | 20181970 | 0.9 | 44L075-SDS | 20182100 | 3.5 |
| 14L050-MPB | 20181893 | 0.5 | 24L050-SH | 20181984 | 0.5 | 44L100-SDS | 20182101 | 3.9 |
| 14L075-MPB | 20181894 | 0.6 | 24L075-SH | 20181985 | 0.7 | 48L050-SDS | 20182109 | 4.2 |
| 14L100-MPB | 20181895 | 0.7 | 24L100-SH | 20181986 | 0.9 | 48L075-SDS | 20182110 | 4.6 |
| 16L050-MPB | 20181906 | 0.7 | 26L050-MPB | 20182000 | 2.3 | 48L100-SDS | 20182111 | 5.1 |
| 16L075-MPB | 20181907 | 0.8 | 26L050-SH | 20182001 | 0.9 | 60L050-SD | 20182124 | 5.6 |
| 16L100-MPB | 20181908 | 1.0 | 26L075-SH | 20182002 | 1.1 | 60L075-SD | 20182125 | 6.1 |
| 17L050-MPB | 20181910 | 0.8 | 26L100-SH | 20182003 | 1.2 | 60L100-SD | 20182126 | 6.7 |
| 17L075-MPB | 20181911 | 1.0 | 28L050-SH | 20182016 | 1.1 | 72L050-SD | 20182139 | 6.7 |
| 17L100-MPB | 20181912 | 1.1 | 28L075-SH | 20182017 | 1.3 | 72L075-SD | 20182140 | 7.6 |
| 18L050-JA | 20181917 | 0.4 | 28L100-SH | 20182018 | 1.6 | 72L100-SD | 20182141 | 7.5 |
| 18L075-JA | 20181918 | 0.5 | 30L050-SDS | 20182029 | 1.2 | 84L050-SD | 20182153 | 7.9 |
| 18L100-JA | 20181919 | 0.6 | 30L075-SDS | 20182030 | 1.5 | 84L075-SD | 20182154 | 8.7 |
| 19L050-MPB | 20181936 | 1.0 | 30L100-SDS | 20182031 | 1.8 | 84L100-SD | 20182155 | 9.6 |
| 19L075-MPB | 20181937 | 1.2 | 32L050-SDS | 20182047 | 1.5 | 96L050-SD | 20182167 | 9.6 |
| 19L100-MPB | 20181938 | 1.4 | 32L075-SDS | 20182048 | 1.7 | 96L075-SD | 20182168 | 10.6 |
| 20L050-JA | 20181944 | 0.6 | 32L100-SDS | 20182049 | 1.9 | 96L100-SD | 20182169 | 11.6 |
| 20L075-JA | 20181945 | 0.7 | 36L050-SDS | 20182065 | 2.0 | 120L050-SD | 20181880 | 12.5 |
| 20L100-JA | 20181946 | 0.9 | 36L075-SDS | 20182066 | 2.3 | 120L075-SD | 20181881 | 13.7 |
| 21L050-MPB | 20181960 | 1.3 | 36L100-SDS | 20182067 | 2.6 | 120L100-SD | 20181882 | 15.0 |
| 21L075-MPB | 20181961 | 1.5 | 40L050-SDS | 20182080 | 2.6 | | | |
| 21L100-MPB | 20181962 | 1.8 | 40L075-SDS | 20182081 | 3.0 | | | |

*Weight does not include bushing.

Sprockets with Minimum Plain Bore (MPB) are specified when the sprocket does not allow room for a bushing that will handle the maximum load.

H Synchronous (Timing) Sprockets

| Part # | SAP # | Weight* | Part # | SAP # | Weight* | Part # | SAP # | Weight* |
|------------|----------|---------|------------|----------|---------|------------|----------|---------|
| 14H100-MPB | 20181889 | 1.4 | 26H100-SDS | 20181996 | 2.4 | 43H100-SK | 20182093 | 10.0 |
| 14H100-JA | 20181890 | 0.7 | 26H150-SD | 20181997 | 3.6 | 44H100-SK | 20182095 | 9.9 |
| 14H150-JA | 20181891 | 1.0 | 26H200-SD | 20181998 | 3.9 | 44H150-SK | 20182096 | 10.8 |
| 14H200-JA | 20181892 | 1.2 | 26H300-SD | 20181999 | 4.7 | 44H200-SK | 20182097 | 12.1 |
| 16H100-JA | 20181902 | 0.8 | 27H100-SDS | 20182011 | 2.7 | 44H300-SK | 20182098 | 14.7 |
| 16H150-JA | 20181903 | 0.8 | 28H100-SDS | 20182012 | 3.0 | 45H100-SK | 20182102 | 11.2 |
| 16H200-JA | 20181904 | 1.3 | 28H150-SD | 20182013 | 4.5 | 46H100-SK | 20182103 | 11.8 |
| 16H300-MPB | 20181905 | 4.1 | 28H200-SD | 20182014 | 5.1 | 48H100-SK | 20182105 | 9.1 |
| 18H100-SH | 20181913 | 1.0 | 28H300-SD | 20182015 | 6.4 | 48H150-SK | 20182106 | 10.5 |
| 18H150-SH | 20181914 | 1.4 | 29H100-SDS | 20182023 | 3.3 | 48H200-SF | 20182107 | 14.0 |
| 18H200-SH | 20181915 | 1.7 | 30H100-SD | 20182025 | 4.6 | 48H300-SF | 20182108 | 16.9 |
| 18H300-MPB | 20181916 | 5.4 | 30H150-SD | 20182026 | 5.3 | 60H100-SF | 20182120 | 11.1 |
| 19H100-MPB | 20181932 | 3.0 | 30H200-SD | 20182027 | 6.0 | 60H150-SF | 20182121 | 12.8 |
| 19H150-MPB | 20181933 | 3.7 | 30H300-SD | 20182028 | 7.6 | 60H200-SF | 20182122 | 15.9 |
| 19H200-MPB | 20181934 | 4.6 | 31H100-SD | 20182040 | 4.9 | 60H300-SF | 20182123 | 20.0 |
| 19H300-MPB | 20181935 | 6.2 | 32H100-SK | 20182043 | 4.1 | 72H100-SF | 20182135 | 16.9 |
| 20H100-MPB | 20181939 | 3.4 | 32H150-SK | 20182044 | 5.2 | 72H150-SF | 20182136 | 18.9 |
| 20H100-SH | 20181940 | 1.4 | 32H200-SK | 20182045 | 5.8 | 72H200-SF | 20182137 | 19.9 |
| 20H150-SH | 20181941 | 1.8 | 32H300-SK | 20182046 | 7.6 | 72H300-SF | 20182138 | 24.0 |
| 20H200-SH | 20181942 | 2.2 | 33H100-SK | 20182053 | 5.0 | 84H100-SF | 20182149 | 21.0 |
| 20H300-MPB | 20181943 | 7.0 | 34H100-SK | 20182054 | 5.4 | 84H150-SF | 20182150 | 23.0 |
| 21H100-SH | 20181956 | 1.5 | 35H100-SK | 20182059 | 5.9 | 84H200-SF | 20182151 | 27.0 |
| 21H150-MPB | 20181957 | 4.8 | 36H100-SK | 20182061 | 5.8 | 84H300-SF | 20182152 | 32.0 |
| 21H200-MPB | 20181958 | 5.6 | 36H150-SK | 20182062 | 6.6 | 96H100-SF | 20182163 | 25.0 |
| 21H300-MPB | 20181959 | 7.5 | 36H200-SK | 20182063 | 7.6 | 96H150-SF | 20182164 | 28.0 |
| 22H100-SDS | 20181964 | 1.5 | 36H300-SK | 20182064 | 9.6 | 96H200-E | 20182165 | 35.0 |
| 22H150-SD | 20181965 | 2.2 | 37H100-SK | 20182071 | 6.8 | 96H300-E | 20182166 | 42.0 |
| 22H200-SD | 20181966 | 2.7 | 38H100-SK | 20182073 | 7.3 | 120H100-SF | 20178896 | 31.0 |
| 22H300-SD | 20181967 | 3.6 | 39H100-SK | 20182074 | 7.8 | 120H150-SF | 20178897 | 36.0 |
| 23H100-SDS | 20181979 | 1.7 | 40H100-SK | 20182076 | 8.4 | 120H200-E | 20178898 | 47.0 |
| 24H100-SDS | 20181980 | 1.9 | 40H150-SK | 20182077 | 9.1 | 120H300-E | 20178899 | 55.0 |
| 24H150-SD | 20181981 | 2.8 | 40H200-SK | 20182078 | 10.2 | 156H100-SF | 20181897 | 45.8 |
| 24H200-SD | 20181982 | 3.3 | 40H300-SK | 20182079 | 12.3 | 156H150-SF | 20181898 | 52.0 |
| 24H300-SD | 20181983 | 4.3 | 41H100-SK | 20182090 | 8.9 | 156H200-E | 20181899 | 68.0 |
| 25H100-SDS | 20181995 | 2.1 | 42H100-SK | 20182092 | 9.4 | 156H300-E | 20181900 | 79.0 |

*Weight does not include bushing.

Sprockets with Minimum Plain Bore (MPB) are specified when the sprocket does not allow room for a bushing that will handle the maximum load.

Positive Drive Pd[®] Sprockets

Available Sizes (continued)

XH Synchronous (Timing) Sprockets

| Part # | SAP # | Weight* | Part # | SAP # | Weight* | Part # | SAP # | Weight* |
|-------------|----------|---------|-----------|----------|---------|------------|----------|---------|
| 18XH200-SK | 20181920 | 6.8 | 28XH300-E | 20182020 | 20.0 | 8XH400-J | 20182114 | 65.0 |
| 18XH300-SK | 20181921 | 9.4 | 28XH400-E | 20182021 | 23.9 | 60XH200-F | 20182127 | 48.0 |
| 18XH400-MPB | 20181925 | 19.2 | 30XH200-E | 20182032 | 20.8 | 60XH300-F | 20182128 | 59.9 |
| 20XH200-SK | 20181947 | 7.9 | 30XH300-E | 20182033 | 25.6 | 0XH400-J | 20182129 | 78.0 |
| 20XH300-SK | 20181948 | 10.2 | 30XH400-E | 20182034 | 30.0 | 72XH200-F | 20182142 | 59.7 |
| 20XH400-SK | 20181949 | 12.5 | 32XH200-E | 20182050 | 24.0 | 72XH300-J | 20182143 | 78.8 |
| 22XH200-SK | 20181971 | 10.7 | 32XH300-E | 20182051 | 30.0 | 72XH400-J | 20182144 | 93.0 |
| 22XH300-SK | 20181972 | 13.9 | 32XH400-E | 20182052 | 35.0 | 84XH200-F | 20182156 | 68.7 |
| 22XH400-SK | 20181973 | 16.5 | 36XH200-E | 20182068 | 27.0 | 84XH300-J | 20182157 | 92.0 |
| 24XH200-SF | 20181987 | 12.3 | 36XH300-E | 20182069 | 33.0 | 84XH400-J | 20182158 | 107.0 |
| 24XH300-SF | 20181988 | 16.0 | 36XH400-E | 20182070 | 39.0 | 96XH200-F | 20182170 | 83.7 |
| 24XH400-SF | 20181989 | 19.2 | 40XH200-F | 20182083 | 40.0 | 96XH300-J | 20182171 | 106.0 |
| 26XH200-SF | 20182004 | 14.7 | 40XH300-F | 20182084 | 52.7 | 96XH400-J | 20182172 | 129.8 |
| 26XH300-SF | 20182005 | 16.7 | 40XH400-F | 20182085 | 57.8 | 120XH200-F | 20181883 | 107.9 |
| 26XH400-SF | 20182006 | 22.7 | 8XH200-F | 20182112 | 49.0 | 120XH300-J | 20181884 | 142.9 |
| 28XH200-E | 20182019 | 16.9 | 48XH300-F | 20182113 | 57.0 | 120XH400-J | 20181885 | 165.5 |

*Weight does not include bushing.

Sprockets with Minimum Plain Bore (MPB) are specified when the sprocket does not allow room for a bushing that will handle the maximum load.

XXH Synchronous (Timing) Sprockets

| Part # | SAP # | Weight* | Part # | SAP # | Weight* | Part # | SAP # | Weight* |
|--------------|----------|---------|------------|----------|---------|------------|----------|---------|
| 18XXH200-SK | 20181928 | 16.1 | 26XXH200-E | 20182007 | 35.1 | 8XXH200-J | 20182115 | 73.0 |
| 18XXH300-SF | 20181929 | 19.6 | 6XXH300-E | 20182008 | 43.3 | 48XXH300-J | 20182116 | 90.0 |
| 18XXH400-SF | 20181930 | 24.0 | 6XXH400-F | 20182009 | 57.2 | 48XXH400-J | 20182117 | 104.0 |
| 8XXH500-MPB | 20181931 | 48.6 | 26XXH500-F | 20182010 | 61.0 | 48XXH500-M | 20182118 | 154.0 |
| 20XXH200-SK | 20181951 | 19.8 | 30XXH200-F | 20182036 | 48.0 | 60XXH200-J | 20182130 | 93.0 |
| 20XXH300-SF | 20181952 | 25.2 | 30XXH300-F | 20182037 | 64.6 | 60XXH300-J | 20182131 | 112.0 |
| 20XXH400-SF | 20181953 | 31.1 | 30XXH400-F | 20182038 | 67.0 | 60XXH400-M | 20182132 | 169.0 |
| 20XXH500-MPB | 20181954 | 61.0 | 30XXH500-J | 20182039 | 93.0 | 60XXH500-M | 20182133 | 195.0 |
| 2XXH200-E | 20181975 | 23.8 | 34XXH200-F | 20182055 | 57.0 | 72XXH200-J | 20182145 | 111.0 |
| 22XXH300-E | 20181976 | 30.0 | 34XXH300-F | 20182056 | 68.0 | 72XXH300-J | 20182146 | 142.0 |
| 22XXH400-E | 20181977 | 36.2 | 34XXH400-J | 20182057 | 86.0 | 72XXH400-M | 20182147 | 224.0 |
| 22XXH500-E | 20181978 | 42.5 | 34XXH500-J | 20182058 | 97.0 | 72XXH500-M | 20182148 | 231.9 |
| 24XXH200-E | 20181991 | 29.5 | 40XXH200-F | 20182086 | 60.0 | 90XXH200-J | 20182159 | 140.9 |
| 24XXH300-E | 20181992 | 36.9 | 40XXH300-F | 20182087 | 75.8 | 90XXH300-J | 20182160 | 192.8 |
| 24XXH400-E | 20181993 | 44.4 | 40XXH400-J | 20182088 | 96.0 | 90XXH400-M | 20182161 | 259.0 |
| 24XXH500-F | 20181994 | 56.0 | 40XXH500-J | 20182089 | 110.0 | 90XXH500-M | 20182162 | 314.0 |

*Weight does not include bushing.

Sprockets with Minimum Plain Bore (MPB) are specified when the sprocket does not allow room for a bushing that will handle the maximum load.

Positive Drive Pd[®] Sprockets

Available Sizes (continued)

L Taper-Lock Timing Sprockets

| Part # | SAP # | Weight* | Part # | SAP # | Weight* | Part # | SAP # | Weight* |
|---------------|----------|---------|---------------|----------|---------|---------------|----------|---------|
| TL18L050 1008 | 20182508 | 0.5 | TL22L100 1008 | 20182524 | 1.3 | TL28L075 1610 | 20182544 | 1.2 |
| TL18L075 1008 | 20182509 | 0.5 | TL24L050 1210 | 20182529 | 1.0 | TL28L100 1610 | 20182545 | 1.7 |
| TL18L100 1008 | 20182510 | 0.7 | TL24L075 1210 | 20182530 | 1.0 | TL30L050 1610 | 20182546 | 1.5 |
| TL20L050 1008 | 20182515 | 0.7 | TL24L100 1210 | 20182531 | 1.3 | TL30L075 1610 | 20182547 | 1.5 |
| TL20L075 1008 | 20182516 | 0.7 | TL26L050 1210 | 20182536 | 1.2 | TL30L100 1610 | 20182548 | 2.2 |
| TL20L100 1008 | 20182517 | 1.0 | TL26L075 1210 | 20182537 | 1.2 | TL32L050 1610 | 20182549 | 1.9 |
| TL22L050 1008 | 20182522 | 0.9 | TL26L100 1210 | 20182538 | 1.7 | TL32L075 1610 | 20182550 | 1.9 |
| TL22L075 1008 | 20182523 | 0.9 | TL28L050 1210 | 20182543 | 1.2 | TL32L100 1610 | 20182551 | 2.7 |

*Weight does not include bushing.

H Taper-Lock Timing Sprockets

| Part # | SAP # | Weight* | Part # | SAP # | Weight* | Part # | SAP # | Weight* |
|---------------|----------|---------|---------------|----------|---------|---------------|----------|---------|
| TL14H100 1008 | 20182499 | 0.8 | TL20H150 1215 | 20182512 | 2.3 | TL24H300 2012 | 20182528 | 4.5 |
| TL14H150 1008 | 20182500 | 1.0 | TL20H200 1215 | 20182513 | 2.7 | TL26H100 2012 | 20182532 | 2.4 |
| TL16H100 1008 | 20182501 | 1.3 | TL20H300 1215 | 20182514 | 4.0 | TL26H150 2012 | 20182533 | 3.4 |
| TL16H150 1008 | 20182502 | 1.5 | TL22H100 1610 | 20182518 | 1.8 | TL26H200 2012 | 20182534 | 3.8 |
| TL16H200 1008 | 20182503 | 1.9 | TL22H150 1615 | 20182519 | 2.7 | TL26H300 2012 | 20182535 | 5.6 |
| TL18H100 1210 | 20182504 | 1.2 | TL22H200 1615 | 20182520 | 3.0 | TL28H100 2012 | 20182539 | 3.0 |
| TL18H150 1215 | 20182505 | 1.7 | TL22H300 1615 | 20182521 | 4.2 | TL28H150 2012 | 20182540 | 4.3 |
| TL18H200 1215 | 20182506 | 1.9 | TL24H100 1610 | 20182525 | 1.8 | TL28H200 2012 | 20182541 | 5.3 |
| TL18H300 1215 | 20182507 | 2.7 | TL24H150 2012 | 20182526 | 2.4 | TL28H300 2012 | 20182542 | 7.0 |
| TL20H100 1210 | 20182511 | 1.7 | TL24H200 2012 | 20182527 | 2.8 | | | |

*Weight does not include bushing.

Super Torque Pd® Belts

Built for strength and endurance

Super Torque Pd® belts are designed for high-capacity performance. They are also made of the highest quality materials.



Part Number: 100S4.5M180

| | |
|-------------|--|
| 100 | 10.0mm width |
| S | Super Torque Pd® belt |
| 4.5M | 4.5mm pitch - modified round tooth profile |
| 180 | 180mm pitch length |

The tensile members are made from high-strength, stable fiberglass. They have excellent flex life and are resistant to elongation. The backing is made of our proprietary compound technology that is highly heat-resistant and shear-resistant. And the nylon facing is fabricated to provide low friction interface between belt and sprocket.

A different positive drive tooth design

ContiTech Super Torque Pd® belt tooth carries some significant advantages over competitive synchronous belts. You can run your finger along the bottom of the tooth and feel the flat surface. When the belt engages the uniquely designed pulley profile, forces are distributed throughout the entire belt tooth to disperse critical stresses over more area, resulting in reduced tooth shear and longer life.

The pulley for our Super Torque Pd® belt has an arch in the bottom of the grooves that projects up to support the belt tooth. This support from the pulley is the key dynamic feature to increased belt capabilities. Together, the pulley and tooth of the Super Torque Pd® belt extend the possibilities at both ends of the design spectrum.

Applications

Nearly every conceivable industrial drive application where precise shaft synchronization is required. Super Torque Pd® belts can also be used as an alternative to problem V-belt and chain drives.

- › Milling machines
- › Engine accessory drives
- › Internal combustion engines
- › Timers or controllers
- › Compressors
- › Wood chippers
- › Conveyors
- › Debarkers
- › Lathes
- › Shapers
- › Textile machinery
- › Mixers

Key features & benefits

- › Unique tooth profile for quiet tooth engagement.
- › Improved horsepower capacity over standard HTD® profiles.
- › High-grade compound.
- › Fiberglass tension cords for excellent resistance to shrinkage and elongation.
- › Oil, heat, ozone and abrasion resistant.
- › Mating sprockets required.
- › Low-maintenance and high-efficiency rating.

To learn more, visit www.contitech.us.

All Super Torque Pd® belts are nonstock. Standard factory lead times will apply. Minimums apply. Contact your RTP Industrial Distributor.

Super Torque Pd[®] Belts

Available Sizes

All Super Torque Pd[®] belts are nonstock. Standard factory lead times will apply. Mandrel quantity minimums apply. Other sizes available upon request.



S3m



S5m

| Part # | # of Teeth | Part # | # of Teeth |
|--------|------------|--------|------------|
| S3M120 | 40 | S3M363 | 121 |
| S3M150 | 50 | S3M384 | 128 |
| S3M177 | 59 | S3M420 | 140 |
| S3M201 | 67 | S3M459 | 153 |
| S3M225 | 75 | S3M486 | 162 |
| S3M252 | 84 | S3M501 | 167 |
| S3M264 | 88 | S3M537 | 179 |
| S3M276 | 92 | S3M564 | 188 |
| S3M300 | 100 | S3M633 | 211 |
| S3M339 | 113 | | |

| Part # | # of Teeth | Part # | # of Teeth |
|--------|------------|---------|------------|
| S5M255 | 51 | S5M675 | 135 |
| S5M295 | 59 | S5M700 | 140 |
| S5M325 | 65 | S5M750 | 150 |
| S5M350 | 70 | S5M800 | 160 |
| S5M375 | 75 | S5M850 | 170 |
| S5M400 | 80 | S5M900 | 180 |
| S5M425 | 85 | S5M950 | 190 |
| S5M435 | 87 | S5M1000 | 200 |
| S5M450 | 90 | S5M1050 | 210 |
| S5M475 | 95 | S5M1125 | 225 |
| S5M500 | 100 | S5M1270 | 254 |
| S5M525 | 105 | S5M1350 | 270 |
| S5M560 | 112 | S5M1420 | 284 |
| S5M575 | 115 | S5M1800 | 360 |
| S5M600 | 120 | S5M2000 | 400 |
| S5M625 | 125 | S5M2770 | 554 |
| S5M650 | 130 | | |



S4.5m

| Part # | # of Teeth | Part # | # of Teeth |
|----------|------------|----------|------------|
| S4.5M175 | 39 | S4.5M306 | 68 |
| S4.5M180 | 40 | S4.5M342 | 76 |
| S4.5M225 | 50 | S4.5M504 | 112 |
| S4.5M247 | 55 | S4.5M621 | 138 |
| S4.5M297 | 66 | | |

S8m



| Part # | # of Teeth | Part # | # of Teeth |
|---------|------------|---------|------------|
| S8M440 | 55 | S8M1096 | 137 |
| S8M448 | 56 | S8M1120 | 140 |
| S8M480 | 60 | S8M1136 | 142 |
| S8M496 | 62 | S8M1160 | 145 |
| S8M512 | 64 | S8M1176 | 147 |
| S8M528 | 66 | S8M1184 | 148 |
| S8M560 | 70 | S8M1200 | 150 |
| S8M576 | 72 | S8M1208 | 151 |
| S8M592 | 74 | S8M1224 | 153 |
| S8M600 | 75 | S8M1248 | 156 |
| S8M632 | 79 | S8M1256 | 157 |
| S8M648 | 81 | S8M1264 | 158 |
| S8M656 | 82 | S8M1280 | 160 |
| S8M680 | 85 | S8M1304 | 163 |
| S8M688 | 86 | S8M1312 | 164 |
| S8M712 | 89 | S8M1360 | 170 |
| S8M720 | 90 | S8M1384 | 173 |
| S8M752 | 94 | S8M1400 | 175 |
| S8M760 | 95 | S8M1432 | 179 |
| S8M800 | 100 | S8M1440 | 180 |
| S8M824 | 103 | S8M1480 | 185 |
| S8M840 | 105 | S8M1488 | 186 |
| S8M848 | 106 | S8M1544 | 193 |
| S8M880 | 110 | S8M1552 | 194 |
| S8M896 | 112 | S8M1600 | 200 |
| S8M920 | 115 | S8M1680 | 210 |
| S8M928 | 116 | S8M1696 | 212 |
| S8M936 | 117 | S8M1760 | 220 |
| S8M944 | 118 | S8M1800 | 225 |
| S8M960 | 120 | S8M2000 | 250 |
| S8M976 | 122 | S8M2032 | 254 |
| S8M984 | 123 | S8M2240 | 280 |
| S8M992 | 124 | S8M2272 | 284 |
| S8M1000 | 125 | S8M2392 | 299 |
| S8M1024 | 128 | S8M2400 | 300 |
| S8M1032 | 129 | S8M2496 | 312 |
| S8M1040 | 130 | S8M2600 | 325 |
| S8M1056 | 132 | S8M2800 | 350 |
| S8M1072 | 134 | S8M3200 | 400 |

S14m*



| Part # | # of Teeth | Part # | # of Teeth |
|----------|------------|----------|------------|
| S14M1120 | 80 | S14M2310 | 165 |
| S14M1190 | 85 | S14M2450 | 175 |
| S14M1400 | 100 | S14M2590 | 185 |
| S14M1540 | 110 | S14M2800 | 200 |
| S14M1610 | 115 | S14M3150 | 225 |
| S14M1778 | 127 | S14M3500 | 250 |
| S14M1890 | 135 | S14M3850 | 275 |
| S14M2002 | 143 | S14M4004 | 286 |
| S14M2100 | 150 | S14M4508 | 322 |
| S14M2240 | 160 | S14M5012 | 358 |

*Static conductive

*Drive conditions and service variables in combination with time in operation can result in a loss of static conductivity. It is recommended that a conductivity check be added to drive preventive maintenance.

Dual Hi-Performance Pd® & Dual Positive Drive® Belts

Precision teeth on both sides improve efficiency with dual synchronous belts

This design allows more sophisticated, more efficient and more compact drives where a single belt is needed to provide accurate timing from either side, rotation direction changes or both.

Since a Dual Hi-Performance Pd® or Dual Positive Drive® belt can replace two or more single-sided synchronous belts, less space is needed. This reduction in space means smaller sprockets can be used, bringing the weight and component cost of the drive system down considerably, contributing to a more efficient drive system.

Dual Hi-Performance Pd® belts - 8m and 14m profiles


Dual Hi-Performance Pd® belts, with their unique round tooth profile, drop into corresponding HTD® sprockets. They were designed to minimize interference between belt and sprocket during mesh, providing greater horsepower capacity without slippage or speed variation. By designing the tooth to disperse critical stresses and create a positive engagement with the sprocket, belt performance is improved along with assuring longer belt life.

Dual Positive Drive® belts - XL, L and H profiles

ContiTech Dual Positive Drive® belts drop into existing trapezoidal profiled sprockets

High-strength tension cords

The tension-carrying member in Hi-Performance Pd® and Dual Positive Drive® belts is twisted from multiple strands of fiberglass cord which are high in tensile strength, flex life and resistance to elongation.



Dual Hi-Performance Pd®

Part Number: **D10408M20**

| | |
|------|---------------------------------|
| D | Dual-sided |
| 1040 | 1040mm pitch length |
| 8M | 8mm pitch - round tooth profile |
| 20 | 20mm wide |



Dual Positive Drive®

Part Number: **D225L050**

| | |
|-----|-------------------------------------|
| D | Dual-sided |
| 225 | 22.5 in. pitch length |
| L | L pitch - trapezoidal tooth profile |
| 050 | 0.50 in. wide |

Advanced compound technology for long life

Our dual synchronous belts are made with specialized compound technology designed to resist damaging environmental factors that can shorten belt life. This compound technology has excellent oil, heat, ozone and abrasion resistance, increasing durability and preserving belt flexibility leading to extended belt life.

Applications

For precision drives where synchronized reverse rotation drive shafts are encountered and compactness is desired.

Key features & benefits


- > Dual-sided teeth versatility in 8M, 14M, XL, L and H profiles.
- > High-grade compounding.
- > Fiberglass tension cords for excellent resistance to shrinkage and elongation.
- > More compact drive designs.
- > Oil, heat, ozone and abrasion resistant.

To learn more, visit www.contitech.us.

Dual Hi-Performance Pd[®] Belts

Available Sizes

Other sizes available upon request.



8m

| Part # | # of Teeth | Part # | # of Teeth |
|----------|------------|----------|------------|
| D720 8M | 90 | D1760 8M | 220 |
| D800 8M | 100 | D1800 8M | 225 |
| D880 8M | 110 | D2000 8M | 250 |
| D960 8M | 120 | D2400 8M | 300 |
| D1040 8M | 130 | D2600 8M | 325 |
| D1120 8M | 140 | D2800 8M | 350 |
| D1200 8M | 150 | D3048 8M | 381 |
| D1280 8M | 160 | D3280 8M | 410 |
| D1440 8M | 180 | D3600 8M | 450 |
| D1600 8M | 200 | D4400 8M | 550 |

Available in 20, 30, 50 & 85mm widths.

14m

| Part # | # of Teeth | Part # | # of Teeth |
|-----------|------------|-----------|------------|
| D1400 14M | 100 | D3150 14M | 225 |
| D1610 14M | 115 | D3500 14M | 250 |
| D1778 14M | 127 | D3850 14M | 275 |
| D1890 14M | 135 | D4326 14M | 309 |
| D2100 14M | 150 | D4578 14M | 327 |
| D2450 14M | 175 | D6160 14M | 440 |

Available in 40, 55, 85 & 115mm widths.

Dual Positive Drive Belts

Available Sizes

Other sizes available upon request. For nonstock sizes, contact your PTP Industrial Distributor.



XL (Extra Light) - 1/5 in. pitch
For business machines, instruments, sound equipment, etc.

| XL Part # | XL Part # | XL Part # |
|-----------|-----------|-----------|
| D60XL | D170XL | D290XL |
| D70XL | D180XL | D300XL |
| D80XL | D190XL | D310XL |
| D90XL | D200XL | D330XL |
| D100XL | D210XL | D362XL |
| D110XL | D220XL | D392XL |
| D120XL | D230XL | D450XL |
| D130XL | D240XL | D492XL |
| D140XL | D250XL | |
| D150XL | D260XL | |
| D160XL | D280XL | |

Stock widths* 1/4 in.=025, 3/8 in.=037



H (Heavy) - 1/2 in. pitch
For machine tools, pumps, fans, presses, motor generator sets, etc.

| XL Part # | XL Part # | XL Part # |
|-----------|-----------|-----------|
| D240H | D510H | D800H |
| D270H | D540H | D850H |
| D300H | D560H | D900H |
| D330H | D570H | D1000H |
| D360H | D600H | D1100H |
| D390H | D630H | D1250H |
| D420H | D660H | D1400H |
| D450H | D700H | D1700H |
| D480H | D750H | |

Stock widths* 3/4 in.=075, 1 in.=100, 1 1/2 in.=150, 2 in.=200, 3 in.=300



L (Light) - 3/8 in. pitch
For fraction power-rated motor applications such as in-home appliances, small tools, pumps, etc.

| XL Part # | XL Part # | XL Part # |
|-----------|-----------|-----------|
| D124L | D270L | D420L |
| D150L | D285L | D450L |
| D187L | D300L | D480L |
| D210L | D322L | D510L |
| D225L | D345L | D540L |
| D240L | D367L | D600L |
| D255L | D390L | D660L |


Stock widths* 1/2 in.=050, 3/4 in.=075, 1 in.=100

*Stock widths: Use the three-digit size number as a suffix to the

Open End Pd[®] Belts

Your choice for speed, accuracy and dependability

In power transmission or synchronization applications such as conveying, linear motion or positioning, ContiTech Open End Pd[®] belts are the economical and trouble-free drive solution.



Part Number: XL 075

| | |
|-----|-------------------------|
| XL | Pitch-trapezoidal tooth |
| 075 | 0.75 in. wide |

Economy is derived from the Open End Pd[®] belt's reduced bulk weight and lower costs compared to chain drives. Precision-molded teeth efficiently deliver the required power while running smoother and quieter than chain drives. They require less maintenance, as well as provide more design options.

ContiTech Open End Pd[®] belts are available in Hawk Pd[®], Falcon Pd[®], Positive Drive Pd[®], Super Torque Pd[®] and Metric T Pd[®] constructions. Regardless of the application, the entire product line is designed to provide increased belt life, reduced overall costs and lower noise generation. In short, Open End Pd[®] synchronous belts give you the power to drive your designs better than ever.

Applications

For synchronized applications.

- › Elevation mechanisms
- › Linear motion drives
- › Open and close mechanisms
- › Reciprocating drives
- › Replaces chain applications
- › Synchronized tracking
- › Positioning drives
- › Metering drives
- › Conveying drives
- › Reversing drives
- › Fixed center drives

Key features & benefits

- › Wide load range available from various cross sections.
- › High power-to-weight ratio allows for lighter metallic or nonmetallic pulleys for greater weight savings.
- › Provides space-saving design opportunities using small pulleys, short centers and narrow belts.
- › Smooth engagement of belt and pulley eliminates chatter and vibration.
- › Low noise improves aesthetic acceptance of equipment.
- › Requires no lubrication or retensioning.

To learn more, visit www.contitech.us.

Open End Pd® Belts

Available Sizes



Hawk Pd® (Round Tooth)

| Part # | Roll Length (ft.) | Roll Length (m) |
|------------|-------------------|-----------------|
| 3m | | |
| 3M06 | 285 | 87 |
| 3M09 | 190 | 58 |
| 5m | | |
| 5M06 | 935 | 285 |
| 5M09 | 620 | 189 |
| 5M15 | 367 | 112 |
| 5M25 | 217 | 66 |
| 8m | | |
| 8M10 | 633 | 193 |
| 8M15 | 420 | 128 |
| 8M20 | 312 | 95 |
| 8M25 | 246 | 75 |
| 8M30 | 203 | 62 |
| 8M40 | 151 | 46 |
| 8M50 | 92 | 28 |
| 8M75 | 56 | 17 |
| 14m | | |
| 14M25 | 308 | 94 |
| 14M40 | 184 | 56 |
| 14M55 | 128 | 39 |
| 14M85 | 75 | 23 |
| 14M115 | 49 | 15 |

Positive Drive® (Trapezoidal Tooth)

| Part # | Roll Length (ft.) | Roll Length (m) |
|--------------------|-------------------|-----------------|
| MXL* | | |
| Special Order Only | - | - |
| XL | | |
| XL037 | 711 | 217 |
| L | | |
| L050 | 516 | 157 |
| L075 | 338 | 103 |
| L100 | 249 | 76 |
| H | | |
| H050 | 551 | 168 |
| H075 | 361 | 110 |
| H100 | 266 | 81 |
| H150 | 170 | 52 |
| H200 | 123 | 37 |
| H300 | 75 | 23 |
| XH* | | |
| Special Order Only | - | - |

*MXL and XH profiles available as special order only. Standard factory lead times will apply. Minimums apply. Contact your PTP Industrial Distributor.



Falcon Pd®

Part # **Roll Length (ft.)** **Roll Length (m)**

8m (8mm pitch)

| | | |
|---------|-----|-----|
| 8GTR-12 | 436 | 133 |
| 8GTR-21 | 243 | 74 |
| 8GTR-36 | 135 | 41 |
| 8GTR-62 | 72 | 22 |

14m (14mm pitch)

| | | |
|----------|-----|----|
| 14GTR-20 | 253 | 77 |
| 14GTR-37 | 128 | 39 |
| 14GTR-68 | 62 | 19 |

Metric T Pd® (Trapezoidal Tooth)

Part # **Roll Length (ft.)** **Roll Length (m)**

T5

| | | |
|------|-----|----|
| 6T5 | 217 | 66 |
| 7T5 | 187 | 57 |
| 10T5 | 131 | 40 |

T10

| | | |
|-------|-----|----|
| 15T10 | 266 | 81 |
| 16T10 | 249 | 76 |
| 20T10 | 197 | 60 |
| 25T10 | 157 | 48 |
| 30T10 | 131 | 40 |
| 32T10 | 121 | 37 |

T20

| | | |
|-------|-----|----|
| 25T20 | 128 | 39 |
|-------|-----|----|

Super Torque Pd® (Round Tooth)

Part # **Roll Length (ft.)** **Roll Length (m)**

S3m

| | | |
|--------|-----|----|
| 50S3M | 289 | 88 |
| 60S3M | 240 | 73 |
| 90S3M | 157 | 48 |
| 100S3M | 144 | 44 |

S4.5m

| | | |
|---------|-----|----|
| 60S45M | 236 | 72 |
| 100S45M | 141 | 43 |

S5m

| | | |
|--------|------|-----|
| 60S5M | 1050 | 320 |
| 100S5M | 627 | 191 |
| 150S5M | 413 | 126 |
| 250S5M | 246 | 75 |

S8m


| | | |
|--------|-----|-----|
| 100S8M | 633 | 193 |
| 150S8M | 420 | 128 |
| 175S8M | 358 | 109 |
| 200S8M | 312 | 95 |
| 250S8M | 246 | 75 |
| 300S8M | 203 | 62 |
| 350S8M | 174 | 53 |
| 400S8M | 151 | 46 |

S14m

| | | |
|---------|-----|----|
| 250S14M | 225 | 69 |
| 400S14M | 135 | 41 |
| 500S14M | 104 | 32 |
| 600S14M | 85 | 26 |

ELATECH® Polyurethane Belts

Belting for a wide variety of applications



ELATECH®, distributed by ContiTech, is a full line of polyurethane belting covering a full range of applications – linear motion, conveying and power transmission.

ELATECH's** polyurethane belts are a combination of a polyurethane body reinforced with special steel or aramid tension members to fulfill the most severe industrial requirements.

Available product styles include:

- > iSync - Truly Endless sleeves
- > ELATECH® M - Open End
- > ELATECH® V - Spliced
- > ELA-flex SD™ - Truly Endless

iSync truly endless sleeves can be cut and shipped in any size – usually in 24 hours. Advanced design is ideal for difficult environments where high precision is needed and cleanliness is critical, as well as heavy-duty conveying drives with special backing or cleats. ELATECH® M, ELATECH® V and ELA-flex SD™ complete the full line by providing a more customized solution with a broad range of timing belt pitches and a variety of application-specific backings.

Wide range of backings and cleat attachments

The unique chemical and mechanical characteristics of polyurethane belts along with the possibility of a variety of backings are ideal for conveying applications.

It is possible to attach a variety of cleats on all of ELATECH's® polyurethane belts for conveying, handling and positioning.

Belt construction engineered for excellence

ELATECH® belts are manufactured with a body of thermoplastic polyurethane providing superior wear and abrasion resistance. It can be an ideal choice where cleanliness is critical. The precise manufacturing process, coupled with the polyurethane belt material, ensures a reliable and dimensionally stable product.

The tension members are high tensile steel that offer excellent dimensional stability for accurate positioning and less maintenance. Construction with special cords is available upon request.

A special polyamide fabric on the tooth facing (special order) can reduce friction, improve tooth engagement and reduce noise.

Built for extreme conditions

The chemical properties of polyurethane belting make them highly resistant to:

- > Hydrolysis
- > UVA
- > Oils, greases and fats
- > Good resistance to acids
- > Ozone
- > Aging
- > Gasoline

ELATECH's® product line has a working temperature range of 15°F to 175°F (-9.4°C to 79.4°C) and peaks up to 230°F (110°C).

More information

Full product offering, technical data and drive data can be obtained in the ELATECH®* Polyurethane Belts catalog.

Applications

Polyurethane belts can be used in open end, jointed/spliced or Truly Endless configurations in a variety of applications.

Typical applications for the open end configuration are in linear motion devices and other drives where precise motion is required.

Typical applications for the spliced configuration are in light conveyors and other material process and transfer industries.

Truly Endless due to having no splice or welding and are ideal in high load conveying or power transmission applications.

Key features & benefits

- › Polyurethane material resists flaking, has higher dimensional stability and superior wear and abrasion resistance.
- › Higher flexibility.

Contact your PTP Industrial Distributor or go to www.contitech.us to locate one.



ELATECH^{®*} Polyurethane Belts

Distributed by
ContiTech

Available Sizes



T

| Width (mm) | | | |
|------------|-----|-----|-----|
| T2.5 | T5 | T10 | T20 |
| 4 | 10 | 10 | 25 |
| 6 | 12 | 16 | 32 |
| 10 | 16 | 20 | 50 |
| 20 | 20 | 25 | 5 |
| 50 | 25 | 32 | 100 |
| 100 | 32 | 50 | 150 |
| | 50 | 75 | |
| | 75 | 100 | |
| | 100 | 150 | |

AT

| Width (mm) | | |
|------------|------|------|
| AT5 | AT10 | AT20 |
| 10 | 10 | 25 |
| 12 | 16 | 32 |
| 16 | 25 | 50 |
| 20 | 32 | 75 |
| 25 | 50 | 100 |
| 32 | 75 | 150 |
| 50 | 100 | |
| 75 | 150 | |
| 100 | | |

iSync - Truly Endless

| Profile | Lengths (mm) | Maximum Widths (mm) |
|---------|--------------|---------------------|
| T2.5 | 120 - 950 | 300-400 |
| T5 | 165 - 1440 | |
| T10 | 260 - 2250 | |
| AT5 | 330 - 1050 | |
| AT10 | 560 - 1940 | |

ATL

| Width (mm) | | |
|------------|-------|-------|
| ATL5 | ATL10 | ATL20 |
| 10 | 10 | 25 |
| 12 | 16 | 32 |
| 16 | 25 | 50 |
| 20 | 32 | 75 |
| 25 | 50 | 100 |
| 32 | 75 | 150 |
| 50 | 100 | |

HTD[®]

| Width (mm) | | | |
|---------------------|---------------------|---------------------|----------------------|
| HTD [®] 3M | HTD [®] 5M | HTD [®] 8M | HTD [®] 14M |
| 10 | 10 | 10 | 40 |
| 15 | 15 | 15 | 55 |
| 25 | 25 | 20 | 85 |
| 50 | 50 | 30 | 100 |
| 100 | 100 | 50 | 115 |
| | | 85 | |
| | | 100 | |

RTD

| Width (mm) | | |
|------------|-------|--------|
| RTD5M | RTD8M | RTD14M |
| 10 | 10 | 40 |
| 15 | 15 | 55 |
| 25 | 20 | 85 |
| 50 | 30 | 100 |
| 100 | 50 | 115 |
| | 85 | |
| | 100 | |

STD

| Width (mm) | |
|------------|-------|
| STD5M | STD8M |
| 10 | 10 |
| 15 | 15 |
| 25 | 20 |
| 50 | 30 |
| 100 | 50 |
| | 85 |
| | 100 |

Flat

| Width (mm) | | |
|------------|-----|-----|
| F1 | F2 | F3 |
| 10 | 25 | 25 |
| 25 | 50 | 50 |
| 50 | 75 | 75 |
| 100 | 100 | 100 |

Inch

| Width (mm) | | | |
|------------|-------|-------|-------|
| XL | L | H | XH |
| 6.35 | 12.7 | 12.7 | 25.4 |
| 9.4 | 19.05 | 19.05 | 38.1 |
| 12.7 | 25.4 | 25.4 | 50.8 |
| 19.05 | 38.1 | 38.1 | 76.2 |
| 25.4 | 20.8 | 20.8 | 101.6 |
| 38.1 | 101.6 | 76.2 | |
| 50.8 | | 101.6 | |
| 101.6 | | | |

TK


| Width (mm) | |
|------------|----------|
| TK-K6 | TK10-K13 |
| 16 | 25 |
| 25 | 32 |
| 32 | 50 |
| 50 | 75 |
| 75 | 100 |
| 100 | |

ATK

| Width (mm) | |
|------------|-----------|
| ATK5-K6 | ATK10-K13 |
| 16 | 25 |
| 25 | 32 |
| 32 | 50 |
| 50 | 75 |
| 75 | 100 |
| 100 | |

Acculinear® Belts and Sprockets

A revolutionary choice for a wide range of applications now in polyurethane material



Part Number: Y-8-PU-16-STD

| | |
|-----|--|
| Y | Alphabetical designation denotes belt width (Y=16mm wide belt) |
| 8 | 8mm belt pitch |
| PU | Polyurethane |
| 16 | Belt width (16mm) |
| STD | Standard construction |

When it comes to performance, Acculinear® belts and sprockets are right on track.

The benefits of Acculinear® synchronous belts

Acculinear® combines the advantages of polyurethane with the unique Helical Offset Tooth (H.O.T.) geometry for a low-maintenance belt that resists wear. Polyurethane belts resist flaking, offer high resistance to oils, fats and greases and are more abrasion-resistant than rubber products.

Self-tracking sprocket

The key to success lies in the system's patented H.O.T. geometry. With this self-tracking configuration, the sprocket's left and right helixes guide the thermoplastic polyurethane belt to the center of the Acculinear® sprocket. And there it remains: no waste, no wander, just improved efficiency and wear resistance in a compact design. The H.O.T. geometry eliminates belt wander and the need for flanges. As a result, Acculinear® sprockets can be used on slider bed applications where flanges would normally protrude above the bed surface.

Low vibration

Acculinear® and the H.O.T. design minimize belt vibration on flat pulleys used on the entry and exit of slider beds. The belt moves progressively over straight edges, reducing noise and vibration.

The tooth geometry eliminates the chordal effect that occurs around the tooth sprocket and reduces drive vibration.

H.O.T. geometry delivers quieter drive

This innovative polyurethane belt and sprocket system uses our proprietary technology to deliver noise levels far below the industry standard. The unique design of Acculinear® belts and sprockets is the reason for the system's superior noise reduction. The self-tracking belt is guided to the center of the sprocket delivery that smooths out tooth engagement unlike any other tooth geometry.

Belt constructions engineered for excellence

The tooth and backing material are made of thermoplastic polyurethane, which provides superior wear and abrasion resistance. It is an ideal choice in applications where cleanliness is critical. The precise manufacturing process, coupled with the polyurethane belt material, ensures a reliable and dimensionally stable product.

The tension members are high tensile steel and offer excellent dimensional stability for accurate positioning and less maintenance.

The tooth facing offers reduced coefficient of friction with the sprocket and also provides wear and abrasion protection.

To learn more, visit www.contitech.us.

Applications

Acculinear® belts can be used in open end or spliced configurations in a variety of applications.

Typical applications for the open end configuration are in linear motion devices and other drives where precise motion is required.

Typical application for the spliced configuration are in light conveyors and other material processing and transfer industries.

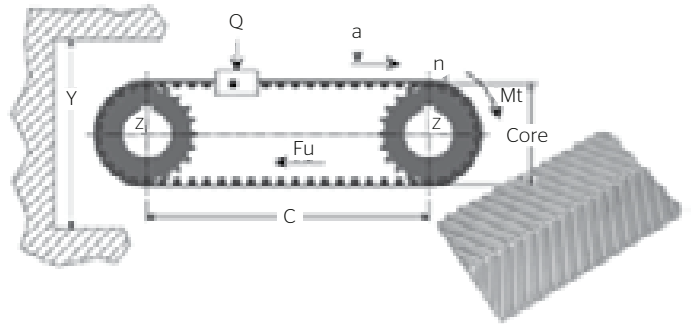
Key features & benefits

- > Polyurethane material resists flaking, has higher dimensional stability, superior wear and abrasion resistance.
- > Self-tracking and compact drives.
- > Less vibration and reduced noise.
- > High flexibility.
- > High-precision linear positioning.

Open End Pd® belt configuration

Acculinear® belts are manufactured in open end rolls with a standard roll length of 300 feet. The belt is manufactured with the tension members lying parallel to the belt edge so that the load is equally distributed across all tension members. A common application of open end belts is in linear motion drives. Clamping plates are available for open end Acculinear® belts to mechanically join the belt's ends.

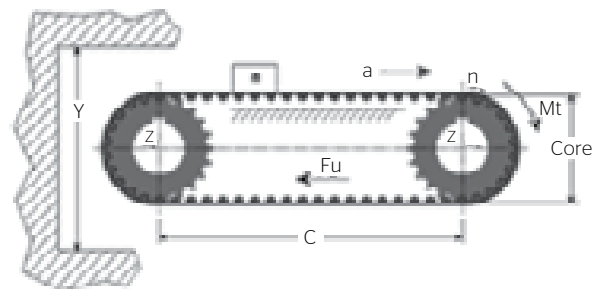
Linear Motion Drive
(Open End Pd® belt)



Spliced belt configuration

Lengths of open end Acculinear® can also be thermetically spliced to obtain any continuous length of endless belting. These spliced Acculinear® belts are primarily used in light conveyor applications, where long endless belts are required.

Linear Conveyance Application
(Spliced belt)



Acculinear® Belts and Sprockets

Sprockets

Acculinear® Sprockets for the polyurethane belt line are available for all eight belt widths in a wide range of diameters.

The Acculinear® product shares the same sprockets as the rubber SilentSync® product. The only exception is with the "M" (25mm width) and the "L" (50mm width) sprockets. These two widths are stocked in aluminum and are offered in a limited size range. All other sprocket widths are stocked either in ductile or cast iron. Refer to the "Acculinear® Sprocket" section for more information.

Special belt constructions

In addition to the standard belt construction (polyurethane backing material), Acculinear® is available in a variety of special constructions. Several materials can be applied to the back of the belt to enhance its performance in specific drive environments. These backing materials are typically used when special characteristics are required on the back of the belt to transfer specific materials in conveyor applications.

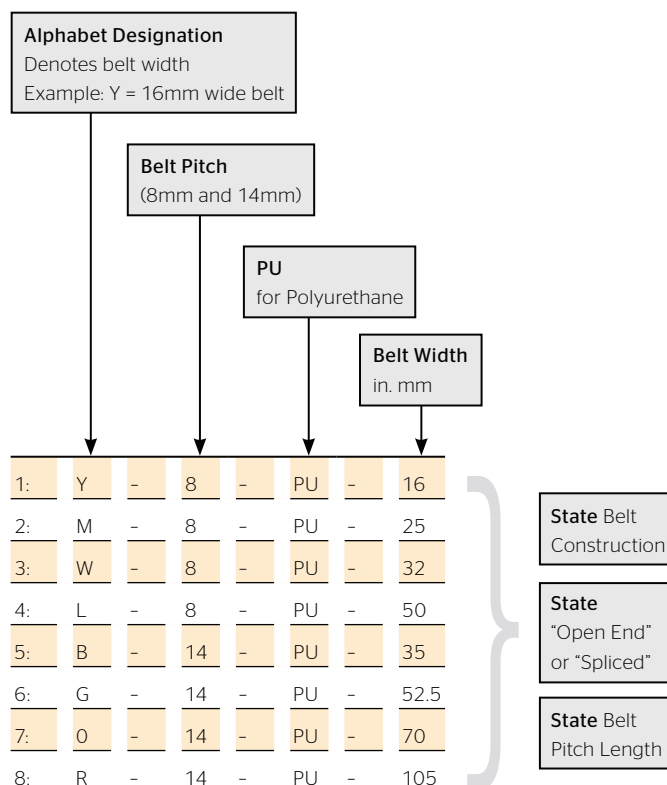
A number of special backings are available on request. Refer to the appropriate engineering manual or to the website for more information on these special backings.

Available in eight standard widths

(in 8mm and 14mm pitch configurations)

Sample Part Number
Y - 8 - Pu - 16 - Std
Belt Type: Open End Pd®
Belt Length: 800mm

- Y = Acculinear® 16mm wide belt
- 8 = 8mm pitch
- PU = Polyurethane
- 16 = Belt width, in. mm
- STD = Belt construction (STD = Standard construction)

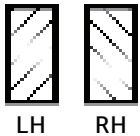


Acculinear® Sprockets

Available Sizes

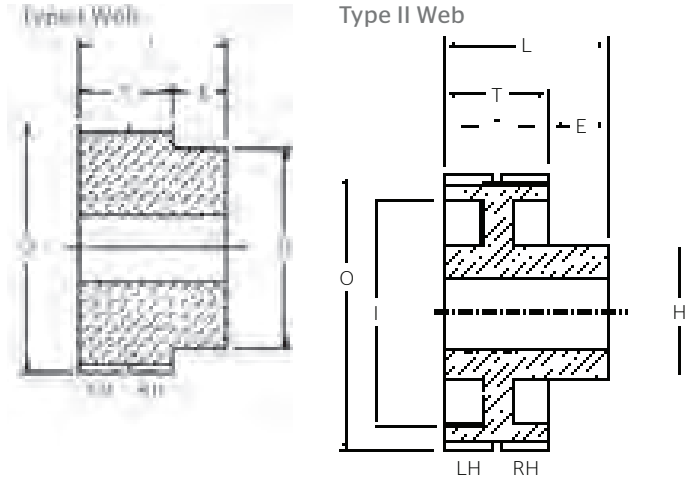
Notes:

1. Al = Aluminum (uncoated).
2. Sprockets are only available in MPB.
3. The "L" (50mm width) and "M" (25mm width) belts are nonstock items which need to be quoted and may have a longer lead time.
4. Sprocket dimensions and material are subject to change.
5. Please contact your PTP Industrial Distributor for sprocket sizes and materials not listed in this manual or visit www.contitech.us to locate one.



- > LH is the left-hand helix.
- > RH is the right-hand helix.

Note: For proper installation orientation of teeth must be in the same direction on all sprockets in the drive.



Acculinear® Sprockets for 25mm Wide Belt

Sprocket face width (F) = 26mm, pitch = 8mm

| Sprocket Part # | Hub* | Bore Range (in.) | | # of Teeth | Type* | Pitch Diameter (in.) | O I E H T L | | | | | | Material | Wt. (lb.) | Approx. WR ² (lb.-ft. ²) |
|-----------------|------|------------------|--------|------------|-------|----------------------|------------------------------|--------|--------|--------|--------|--------|----------|-----------|---|
| | | Min. | Max. | | | | Inch (Refer to Type I above) | | | | | | | | |
| M-20S-MPB | MPB | 0.5000 | 1.0630 | 20 | 1 | 2.0050 | 1.9508 | - | 0.4700 | 1.6000 | - | 1.5000 | Al | 0.33 | 0.0009 |
| M-22S-MPB | MPB | 0.5000 | 1.2200 | 22 | 1 | 2.2060 | 2.1513 | - | 0.4700 | 1.8100 | - | 1.5000 | Al | 0.41 | 0.0015 |
| M-24S-MPB | MPB | 0.5000 | 1.3390 | 24 | 1 | 2.4060 | 2.3518 | - | 0.6300 | 2.0100 | - | 1.6500 | Al | 0.55 | 0.0023 |
| M-26S-MPB | MPB | 0.5000 | 1.5350 | 26 | 1 | 2.6070 | 2.5523 | - | 0.6300 | 2.2800 | - | 1.6500 | Al | 0.68 | 0.0034 |
| M-28S-MPB | MPB | 0.5000 | 1.6140 | 28 | 1 | 2.8070 | 2.7528 | - | 0.6300 | 2.4400 | - | 1.6500 | Al | 0.80 | 0.0047 |
| M-30S-MPB | MPB | 0.5000 | 1.7720 | 30 | 1 | 3.0080 | 2.9533 | - | 0.6300 | 2.6400 | - | 1.6500 | Al | 0.93 | 0.0063 |
| M-32S-MPB | MPB | 0.5000 | 1.8900 | 32 | 1 | 3.2080 | 3.1538 | - | 0.6300 | 2.8300 | - | 1.6500 | Al | 1.08 | 0.0083 |
| M-34S-MPB | MPB | 0.5000 | 2.0080 | 34 | 1 | 3.4090 | 3.3543 | - | 0.6300 | 3.0300 | - | 1.6500 | Al | 1.23 | 0.0108 |
| M-36S-MPB | MPB | 0.5000 | 2.1650 | 36 | 1 | 3.6090 | 3.5549 | - | 0.6300 | 3.2300 | - | 1.6500 | Al | 1.40 | 0.0138 |
| M-38S-MPB | MPB | 0.5000 | 2.2830 | 38 | 1 | 3.8100 | 3.7554 | - | 0.6300 | 3.4300 | - | 1.6500 | Al | 1.57 | 0.0174 |
| M-40S-MPB | MPB | 0.5000 | 2.4410 | 40 | 1 | 4.0100 | 3.9559 | - | 0.6300 | 3.6200 | - | 1.6500 | Al | 1.75 | 0.0217 |
| M-56S-MPB** | MPB | 0.5000 | 3.5040 | 56 | 1 | 5.6140 | 5.5600 | - | 0.6300 | 5.2400 | - | 1.6500 | Al | 3.53 | 0.0903 |
| M-90S-MPB** | MPB | 1.0000 | 2.8740 | 90 | 2 | 9.0230 | 8.9686 | 8.0299 | 0.6300 | 4.7200 | 0.3150 | 1.6500 | Al | 5.29 | 0.2867 |

**These sprocket sizes are nonstock items.

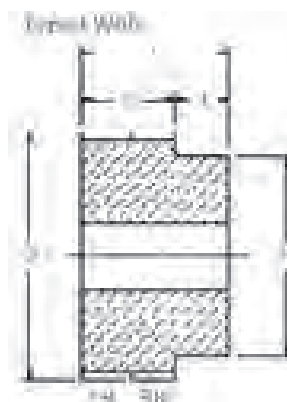
Sprockets with Minimum Plain Bore (MPB) are specified when the sprocket does not allow room for a bushing that will handle the maximum load.

Acculinear® Sprockets

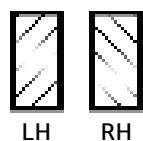
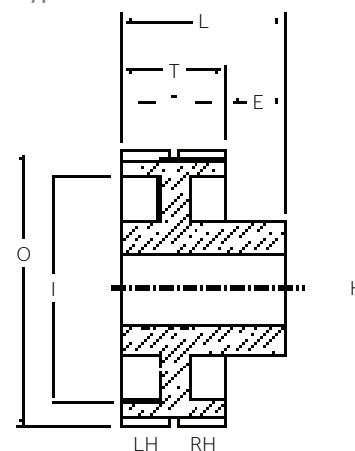
Available Sizes

Notes:

1. Al = Aluminum (uncoated).
2. Sprockets are only available in MPB.
3. The "L" (50mm width) and "M" (25mm width) belts are nonstock items which need to be quoted and may have a longer lead time.
4. Sprocket dimensions and material are subject to change.
5. Please contact your PTP Industrial Distributor for sprocket sizes and materials not listed in this manual or visit www.contitech.us to locate one.



Type II Web



- > LH is the left-hand helix.
- > RH is the right-hand helix.

Note: For proper installation orientation of teeth must be in the same direction on all sprockets in the drive.

Acculinear® Sprockets for 50mm Wide Belt

Sprocket face width (F) = 51mm, pitch = 8mm

| Sprocket Part # | Hub* | Bore Range (in.) | | # of Teeth | Type* | Pitch Diameter (in.) | O I E H T L | | | | | | Material | Wt. (lb.) | Approx. WR ² (lb.-ft. ²) |
|-----------------|------|------------------|-------|------------|-------|----------------------|------------------------------|--------|--------|--------|--------|--------|----------|-----------|---|
| | | Min. | Max. | | | | Inch (Refer to Type I above) | | | | | | | | |
| L-20S-MPB | MPB | 0.500 | 1.063 | 20 | 1 | 2.005 | 1.9508 | - | 0.4700 | 1.6000 | - | 2.4800 | Al | 0.55 | 0.0027 |
| L-22S-MPB | MPB | 0.500 | 1.220 | 22 | 1 | 2.206 | 2.1513 | - | 0.4700 | 1.8100 | - | 2.4800 | Al | 0.69 | 0.0036 |
| L-24S-MPB | MPB | 0.500 | 1.339 | 24 | 1 | 2.406 | 2.3518 | - | 0.6300 | 2.0100 | - | 2.6400 | Al | 0.90 | 0.0054 |
| L-26S-MPB | MPB | 0.500 | 1.535 | 26 | 1 | 2.607 | 2.5523 | - | 0.6300 | 2.2800 | - | 2.6400 | Al | 1.10 | 0.0072 |
| L-28S-MPB | MPB | 0.500 | 1.614 | 28 | 1 | 2.807 | 2.7528 | - | 0.6300 | 2.4400 | - | 2.6400 | Al | 1.29 | 0.0089 |
| L-30S-MPB | MPB | 0.500 | 1.772 | 30 | 1 | 3.008 | 2.9533 | - | 0.6300 | 2.6400 | - | 2.6400 | Al | 1.51 | 0.0111 |
| L-32S-MPB | MPB | 0.500 | 1.890 | 32 | 1 | 3.208 | 3.1538 | - | 0.6300 | 2.8300 | - | 2.6400 | Al | 1.74 | 0.0138 |
| L-34S-MPB | MPB | 0.500 | 2.008 | 34 | 1 | 3.409 | 3.3543 | - | 0.6300 | 3.0300 | - | 2.6400 | Al | 1.99 | 0.0179 |
| L-36S-MPB | MPB | 0.500 | 2.165 | 36 | 1 | 3.609 | 3.5549 | - | 0.6300 | 3.2300 | - | 2.6400 | Al | 2.25 | 0.0228 |
| L-38S-MPB | MPB | 0.500 | 2.283 | 38 | 1 | 3.810 | 3.7554 | - | 0.6300 | 3.4300 | - | 2.6400 | Al | 2.53 | 0.0287 |
| L-40S-MPB | MPB | 0.500 | 2.441 | 40 | 1 | 4.010 | 3.9559 | - | 0.6300 | 3.6200 | - | 2.6400 | Al | 2.83 | 0.0357 |
| L-56S-MPB** | MPB | 0.500 | 3.504 | 56 | 1 | 5.614 | 5.5600 | - | 0.6300 | 5.2400 | - | 2.6400 | Al | 5.65 | 0.1470 |
| L-90S-MPB** | MPB | 1.000 | 2.874 | 90 | 2 | 9.023 | 8.9686 | 8.0299 | 0.6300 | 4.7200 | 0.3937 | 2.6400 | Al | 8.16 | 0.4820 |


**These sprocket sizes are nonstock items.

Sprockets with Minimum Plain Bore (MPB) are specified when the sprocket does not allow room for a bushing that will handle the maximum load.

Acculinear® Clamping Plates

Available Sizes

Clamping Plates are available for Acculinear® Open End Pd® belts to allow them to be used in linear motion devices.



| # | Belts | A (mm) | B (mm) | L (mm) | Material |
|--|--------------|--------|--------|--------|----------|
| Acculinear® - 8mm - Clamping Plate | | | | | |
| 1: | Y-8-PU-16 | 12 | 75 | 120 | Aluminum |
| 2: | M-8-PU-25 | 12 | 75 | 120 | Aluminum |
| 3: | W-8-PU-32 | 12 | 75 | 120 | Aluminum |
| 4: | L-8-PU-50 | 12 | 75 | 120 | Aluminum |
| Acculinear® - 14mm - Clamping Plate | | | | | |
| 5: | B-14-PU-35 | 18 | 130 | 200 | Aluminum |
| 6: | G-14-PU-52.5 | 18 | 130 | 200 | Aluminum |
| 7: | O-14-PU-70 | 18 | 130 | 200 | Aluminum |
| 8: | R-14-PU-105 | 18 | 130 | 200 | Aluminum |

Banded Belts

Because of their banded or joined construction, these belts tend to prevent rollover and reduce vibration tendencies

Banded belts are usually better suited to unusual drive situations than are matched belt sets. They are available in the Classical cross sections (A, B, C and D), Narrow cross sections (3V, 5V and 8V) and Poly-V® cross sections (H, J, L and M).

Classical and Narrow Banded V-belts

Typical applications for Banded V-belts include vertical shaft drives, clutching drives and V-flat drives. (V-belt drives are where the inside of the belt drives a flat pulley on the slower speed shaft.)

Banded V-belts are recommended for use where belt vibration or belt whip causes unsatisfactory results when conventional multiple single V-belts are used. Such situations are not uncommon on drives with a combination of long belt spans and/or pulsating loads as created by an internal combustion engine or reciprocating pumps and compressors. In such cases, belt whip may become so severe that belts interface with each other and turn over in the grooves or even jump out of the grooves. Banded V-belts eliminate such problems.

Another advantage of Banded V-belts is the considerable degree of design flexibility they can provide since they operate just as effectively when they, in turn, are used as match sets. A two-belt unit for example, has sufficient lateral rigidity so as to not interface with the units in adjacent grooves.

Torque Team Plus® (Aramid-reinforced Banded V-belts)

These belts are available for low-speed, high-power applications which were previously considered to be in the domain of chain or gears. Aramid-reinforced Torque Team Plus® 5V and 8V Banded belts are ideally suited to handle many of the applications that have been reserved for chain or gears.


Poly-V® (V-ribbed)

Poly-V® belts are flat belts with a series of longitudinal ribs on the driving face that mate with grooves in the sheave rim. Relatively thin, with a well-supported tensile member, these belts perform better than V-belts on drives with small sheave, high speeds, reverse bends and high-speed ratios. Poly-V® belts generally run smoother than V-belts and their low weight makes them suitable for high-speed drives.

Three cross sections, designated J, L and M, handle the same range of industrial applications as Narrow or Classical belts. A smaller section, H, is used for small sheave and miniature drives. Finally, the K section Poly-V® is often located in the automotive industry.

Torque Team® (Laminated) V-Belts

Solve the toughest sawmill drive problems



Part Number: 3/5VL800

| | |
|------------|---|
| 3/ | 3 rib joined construction |
| 5V | 0.62 in. top width - Narrow profile rib |
| L | Laminated construction |
| 800 | 80.0 in. nominal outside length |

ContiTech Torque Team® Laminated V-belts are particularly effective when installed on drives that experience frequent slippage caused by logs and heavy lumber that jam or impact the equipment.

Reduce downtime and maintenance

ContiTech Torque Team® Laminated V-belts can withstand the punishment that results from jams in log and lumber processing applications.

Standard V-belts resist slipping when a jam occurs, causing excessive heat buildup that can lead to belt failure and costly downtime. But that won't happen with Torque Team® Laminated V-belts on the job.

The special sidewall of Torque Team® Laminated V-belts acts as a control switch, allowing the belts to slip as needed until the obstruction is cleared. As a result, the superior wear-resistant capabilities of Torque Team® Laminated V-belts are maintained, increasing belt life up to four times longer than standard V-belts.

High-strength for long life

ContiTech Torque Team® Laminated V-belts feature our powerful Vytacord® tensile members. Vytacord® provides high-strength and horsepower ratings, yet serves as a more forgiving reinforcement that will give under excessive tension instead of snapping. That means increased belt life.

Sizes

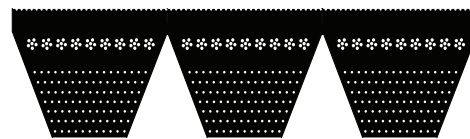
| | | |
|--------|---------|---------|
| 5VL800 | 5VL1000 | 5VL1250 |
| 5VL850 | 5VL1060 | 5VL1320 |
| 5VL900 | 5VL1120 | 5VL1700 |
| 5VL950 | 5VL1180 | |

For longer 5V, as well as 3V and 8V laminated profiles not listed here, contact your PTP Industrial Distributor.

Available in a wide variety of sizes

ContiTech Torque Team® Laminated V-belts are available in the 5VL belt cross section and in most standard lengths. The 5VL laminated V-belt is interchangeable with all standard 5V and 5VX V-belts currently found on these drives. They can also be cut to a variety of rib widths, depending on your drive requirements. This ensures a perfectly-matched set of V-belts that can further enhance drive performance.

5VL Cross Section View



Applications

Some of the most common drives recommended for consideration include:

- > Debarkers
- > Chip-n-saws
- > Cut-off saws
- > Chippers
- > Gang saws
- > Deck saws
- > Trimmers

Key features & benefits

- > Narrow profile ribs provide savings through efficiency.
- > Joined construction for problem drives.
- > High horsepower capacity.
- > High-strength Vytacord® tensile members.
- > Laminated construction engineered to slip.
- > Tough fabric backing.
- > Oil, heat, ozone and abrasion resistant.
- > Static conductive.*

*Drive conditions and service variables in combination with time in operation can result in a loss of static conductivity. It is recommended that a conductivity check be added to drive preventive maintenance.

HY-T® Wedge Torque Team® Belts

Tame your problem drives

Built with multiple belts joined by a tough, rubber-impregnated fabric backing that regulates belt travel so all ribs pull together as a single, perfectly matched team.



Part Number: 3/8V1900

| | |
|------|--------------------------------------|
| 3/ | 3 rib joined construction |
| 8V | 1 in. top width - Narrow profile rib |
| 1900 | 190 in. nominal outside length |
| | Single envelope ply on 5Vs |
| | 2 envelope plies on 8Vs |
| | Envelope uncogged construction shown |

Pulsation, vibration, shock loads and misalignment are problems for any team of V-belts, no matter how perfectly matched the individual units. These conditions often lead to chronic belt whip or to belt turnover, resulting in premature wear or sudden failure of one or more belts. Of course, when one belt goes, the whole team has to be replaced.

Each rib in a HY-T® Wedge Torque Team® belt is free to wedge into the sheave groove for maximum traction, maximum power and transmission efficiency.

Operating in standard sheave grooves without sheave or drive modification, they can tame any problem drives now in operation. Or they can fit right in with your new drive designs without special modifications.

Designed and built to deliver superior performance

V-belt performance begins with the tension members, so we built HY-T® Wedge Torque Team® V-belts with super strong Vytacord®. It provides the high-strength, high-horsepower rating capacity needed to effectively transmit drive power. And it is tough enough to tolerate the misalignment that quickly destroys belts. The Vytacord® material is a polyester construction with excellent strength and minimal elongation. Drive performance is consistent, reliable and predictable over the life of the belt.

We then add a tough oil- and abrasion-resistant fabric backing to provide maximum longitudinal flexibility and lateral strength to withstand the dynamic forces acting within a joined belt. The backing also has special adhesion characteristics that enable it to bond to the V-sections to maintain the integrity of

the belt. The cushion is made of fiber-reinforced, engineered compounds providing oil, heat, ozone and abrasion resistance.

Wedge or envelope constructions provide optimum performance

HY-T® Wedge Torque Team® belts are available in a raw edge construction with cogs for increased flexibility and heat dissipation or envelope construction for drives where pulsation, shock loads, high tension and long center are involved.

HY-T® Wedge Torque Team® cogged belts have high-horsepower belt construction and are identified with a 3VX or 5VX prefix and are available in lengths up to 140 inches. The cogged construction provides the high flexibility required for short center distances. The cogs also provide a larger surface area to dissipate heat and prolong belt life. Improved material properties and advanced construction technology result in an average horsepower increase of 30% over standard joined "Classical" V-belts.

HY-T® Wedge Torque Team® envelope belts are identified with a 3V, 5V or 8V prefix and are recommended for drives where pulsation, shock loads, high tension and long centers are involved. They feature a continuous V-section that is protected by a wide angle, synthetic fabric-impregnated, high-quality rubber compound. The unique envelope achieves the high strength that the HY-T® Wedge Torque Team® belts need to withstand high loading forces. It also helps provide the torsional rigidity in long center drives delivering the traction needed for accurate tracking and precision performance.

Envelope 5V, 8V Cross Section



Cut Edge 3VX, 5VX Cross Section



Cut Edge Side View



Matchmaker® performance

Our Matchmaker® technology results in belt consistency run to run. That means each HY-T® Wedge Torque Team® is equal in size and performance to every other HY-T® Wedge Torque Team® belt in that size, no matter when or where it was produced.

By eliminating mismatch problems, there is no costly and complicated belt matching to get a drive back on line; no problems with belts that are too tight or too loose.

Available in the most extensive stock line in the industry

HY-T® Wedge Torque Team® belts are available from stock in any number of belts per team, up to the number of ribs indicated. Nonstock lengths are also available in these rib counts, up to a maximum of 730 inches (180 inches for 3V cross sections).

Applications

For shock load applications. Ideal for pulsating loads, high capacity drives and for short-center, heavy-duty drives.

Key features & benefits

- > Narrow profile ribs provide savings through efficiency.
- > Joined construction for problem drives.
- > Strong Vytacord® tensile members.
- > Tough fabric backing.
- > Oil, heat, ozone and abrasion resistant.
- > Available in raw edge construction with cogs or envelope construction.
- > Matchmaker® to eliminate mismatch.
- > Static conductive.*

*Drive conditions and service variables in combination with time in operation can result in a loss of static conductivity. It is recommended that a conductivity check be added to drive preventive maintenance programs where belt static conductivity is a requirement.

HY-T® Wedge Torque Team® Belts

Cross Sections and Lengths Available

| Part # | Max. # of Ribs Per Slab | Part # | Max. # of Ribs Per Slab | Part # | Max. # of Ribs Per Slab | Part # | Max. # of Ribs Per Slab |
|----------------|-------------------------|---------|-------------------------|---------|-------------------------|---------|-------------------------|
| 3VX | | | | | | | |
| 3VX250 | 90 | 3VX400 | 90 | 3VX630 | 90 | 3VX950 | 90 |
| 3VX265 | 90 | 3VX425 | 90 | 3VX670 | 90 | 3VX1000 | 90 |
| 3VX280 | 90 | 3VX450 | 90 | 3V670 | 90 | 3VX1060 | 90 |
| 3VX300 | 90 | 3VX475 | 90 | 3VX710 | 90 | 3VX1120 | 90 |
| 3VX315 | 90 | 3VX500 | 90 | 3VX750 | 90 | 3VX1180 | 90 |
| 3VX335 | 90 | 3VX530 | 90 | 3VX800 | 90 | 3VX1250 | 90 |
| 3VX355 | 90 | 3VX560 | 90 | 3VX850 | 90 | 3VX1320 | 90 |
| 3VX375 | 90 | 3VX600 | 90 | 3VX900 | 90 | 3VX1400 | 90 |
| 5V, 5VX | | | | | | | |
| 5VX500 | 53 | 5VX850 | 53 | 5V1120 | 42 | 5V2000 | 42 |
| 5VX530 | 53 | 5V850 | 42 | 5VX1180 | 53 | 5V2120 | 42 |
| 5VX560 | 53 | 5VX900 | 53 | 5V1180 | 42 | 5V2240 | 42 |
| 5VX600 | 53 | 5V900 | 42 | 5VX1250 | 53 | 5V2360 | 42 |
| 5VX630 | 53 | 5VX950 | 53 | 5VX1320 | 53 | 5V2500 | 42 |
| 5VX670 | 53 | 5V950 | 42 | 5VX1400 | 53 | 5V2650 | 42 |
| 5VX710 | 53 | 5VX1000 | 53 | 5V1500 | 42 | 5V2800 | 42 |
| 5VX750 | 53 | 5V1000 | 42 | 5V1600 | 42 | 5V3000 | 42 |
| 5V750* | 53 | 5VX1060 | 53 | 5V1700 | 42 | 5V3150 | 42 |
| 5VX800 | 53 | 5V1060 | 42 | 5V1800 | 42 | 5V3350 | 42 |
| 5V800 | 42 | 5VX1120 | 53 | 5V1900 | 42 | 5V3550 | 42 |
| 8V | | | | | | | |
| 8V1000 | 14 | 8V1600 | 24 | 8V2500 | 24 | 8V4000 | 24 |
| 8V1060 | 14 | 8V1700 | 24 | 8V2650 | 24 | 8V4250 | 24 |
| 8V1120 | 14 | 8V1800 | 24 | 8V2800 | 24 | 8V4500 | 24 |
| 8V1180 | 14 | 8V1900 | 24 | 8V3000 | 24 | 8V4750 | 24 |
| 8V1250 | 24 | 8V2000 | 24 | 8V3150 | 24 | 8V5000 | 24 |
| 8V1320 | 24 | 8V2120 | 24 | 8V3350 | 24 | 8V5600 | 24 |
| 8V1400 | 24 | 8V2240 | 24 | 8V3550 | 24 | 8V6000 | 24 |
| 8V1500 | 24 | 8V2360 | 24 | 8V3750 | 24 | | |

*Cut edge, non-cogged.

Torque Team Plus® Belts

Performance plus for high horsepower drives

Torque Team Plus® belts are our highest capacity V-belts known for strength, durability and performance.

Torque Team Plus® belts' tension members are aramid cable cords. They are twisted from aramid fiber, which is five times stronger than steel, then are treated for improved adhesion, improved flex life and increased resistance to shrinkage. Torque Team Plus® belts exhibit only one-half of the initial elongation of other belts and maintain greater dimensional stability over the life of the belt. They stand up to higher horsepower, high-tension drive requirements, shock loads and abusive installations better than standard joined belts, multiple V-belt teams or chain and sprocket drives.

The cushion is made of a highly engineered compound that resists harsh operating environments and compression fatigue. The envelope is also rubber compound-impregnated to protect the carcass from abrasion, heat, ozone and oil. Together, these components offer a strong, flexible and efficient belt with extended service life.

The advantages of Torque Team Plus® belting

With Torque Team Plus®, there is less cost involved in the drive design due to the fact that each belt can handle a given load with a narrower width belt than either multiple V-belt or chain and sprocket drives. This means that there is less cost incurred for the drive medium (belts/chains), less cost for the narrower sheaves and pulleys they use and less cost for the downtime and labor involved in the retensioning required by both multiple V-belt and chain belt drives. There is no need for the lubricants and lubrication system that chain drives need. These are some very clear advantages, especially when you consider that you get these savings along with a dramatic performance advantage.

There is also less weight because the smaller sheaves used for drives using Torque Team Plus® belts are a dramatic 50% lighter than a sheave required to drive an equal horsepower multiple V-belt drive. When compared to an equal horsepower chain drive, the sheave weighs an incredible 65% less than the sprocket required for the chain drive.

Torque Team Plus® is more compact. In fact, a typical Torque

multiple V-belt team. It needs 17% less space than an equivalent chain drive.

And since Torque Team Plus® belts give you all the advantages of the joined principal (smooth tracking, no belt turnover, no matching problems, less belt threatening vibration, even and consistent tensioning), there is less maintenance required.

Premium Torque Team Plus® belts require adequate sheaves

The high strength of Torque Team Plus® belts provides exceptional high-torque capabilities and horsepower ratings. These high belt capacities may exceed standard sheave capabilities. To assure safety and satisfactory drive operation, consult your sheave supplier for sheave recommendations.

Applications

Ultimate upgrade belt; for all heavy-duty industrial machinery and equipment. Ideal for operation in harsh elements on the toughest high horsepower drives.

- › Crushers
- › Saws
- › Sanders
- › Screens
- › Dryers
- › Lathes
- › Blow tanks
- › Chain drives
- › Washers

Key features & benefits

- › Narrow profile ribs provide savings through efficiency.
- › Joined construction for problem drives.
- › Up to 50% more horsepower capacity.
- › High-strength aramid tensile members.
- › Oil, heat, ozone and abrasion resistant.
- › Static conductive.*

To learn more, visit www.contitech.us.

*Drive conditions and service variables in combination with time in operation can result in a loss of static conductivity. It is recommended that a conductivity check be added to drive preventive maintenance.



Part Number: 3/5VF2000

| | |
|-------------|---|
| 3/ | 3 rib joined construction |
| 5V | 0.62 in. top width - Narrow profile rib |
| F | Torque Team Plus® with aramid tensile member |
| 2000 | 200 in. nominal outside length Single envelope ply on 5Vs 2 envelope plies on 8Vs |

Torque Team Plus® Belts

Cross Sections and Lengths Available

Torque Team Plus® was designed to belt a drive with one multi-ribbed belt. They are not to be used in matching sets. If multiple Torque Team Plus® belts are to be used on the same drive, they should be cut from the same production slab.

5VF and 8VF Cross Section View



| Part # | Max. # of Ribs Per Slab | Part # | Max. # of Ribs Per Slab | Part # | Max. # of Ribs Per Slab | Part # | Max. # of Ribs Per Slab |
|------------|-------------------------|---------|-------------------------|---------|-------------------------|---------|-------------------------|
| 5VF | | | | | | | |
| 5VF900 | 42 | 5VF1320 | 42 | 5VF2000 | 42 | 5VF3000 | 42 |
| 5VF950 | 42 | 5VF1400 | 42 | 5VF2120 | 42 | 5VF3150 | 42 |
| 5VF1000 | 42 | 5VF1500 | 42 | 5VF2240 | 42 | 5VF3350 | 42 |
| 5VF1060 | 42 | 5VF1600 | 42 | 5VF2360 | 42 | 5VF3550 | 42 |
| 5VF1120 | 42 | 5VF1700 | 42 | 5VF2500 | 42 | | |
| 5VF1180 | 42 | 5VF1800 | 42 | 5VF2650 | 42 | | |
| 5VF1250 | 42 | 5VF1900 | 42 | 5VF2800 | 42 | | |
| 8VF | | | | | | | |
| 8VF1250 | 24 | 8VF1900 | 24 | 8VF2800 | 24 | 8VF4250 | 24 |
| 8VF1320 | 24 | 8VF2000 | 24 | 8VF3000 | 24 | 8VF4500 | 24 |
| 8VF1400 | 24 | 8VF2120 | 24 | 8VF3150 | 24 | 8VF4750 | 24 |
| 8VF1500 | 24 | 8VF2240 | 24 | 8VF3350 | 24 | 8VF5000 | 24 |
| 8VF1600 | 24 | 8VF2360 | 24 | 8VF3550 | 24 | 8VF5600 | 24 |
| 8VF1700 | 24 | 8VF2500 | 24 | 8VF3750 | 24 | 8VF6000 | 24 |
| 8VF1800 | 24 | 8VF2650 | 24 | 8VF4000 | 24 | | |

HY-T® Torque Team® Classical Belts

Designed and built to deliver superior performance

HY-T® Torque Team® Classical belts are built with strong Vytacord® tension members. This provides the high-strength, high-horsepower rating capacity needed to effectively transmit drive power.



Part Number: 3/BX112

| | |
|------------|--|
| 3/ | 3 rib joined construction |
| B | 0.66 in. top width - Classical profile rib |
| X | Premium cogged construction |
| 112 | Approximate 112 in. inside length Cut-edge, molded cog construction shown |

Vytacord® tension members are tough enough to tolerate the misalignment that quickly destroys belts. The Vytacord® material has a very good dimensional stability. Drive performance is consistent, reliable and predictable over the life of the belt.

We then add a tough oil- and abrasion-resistant fabric backing to provide maximum longitudinal flexibility and lateral strength to withstand the dynamic forces acting within a joined belt. The backing also has special adhesion characteristics that enable it to bond inseparably to the V-sections to maintain the unitary integrity of the belt.

The cushion in both envelope and cut-edge construction is fiber-loaded. Cut-edge constructions have a fiber-loaded, latest-technology compound that contributes heat and oil resistance and strength.

Cut-edge or envelope construction provide optimum performance

HY-T® Torque Team® Classical belts are available in a cut-edge construction with cogs for increased flexibility and heat dissipation or envelope construction for drives where pulsation, shock loads, high tension and long centers are involved.

HY-T® Torque Team® cogged belts are high horsepower belt constructions identified with a BX or CX prefix and are available in lengths up to 136 inches. The cogged construction provides the high flexibility required for short center distances. The cogs also provide a larger surface area to dissipate heat and to prolong belt life.

HY-T® Torque Team® envelope belts are identified with a B or C prefix and both cogged and non-cogged are static conductive. They are recommended for drives where pulsation, shock

Matchmaker® performance

Our Matchmaker® technology results in belt consistency run to run. That means each HY-T® Torque Team® Classical belt is equal in size and performance to every other HY-T® Torque Team® Classical belt in that size, no matter when or where it was produced.

By eliminating mismatch problems, there is no costly and complicated belt matching to get a drive back on line; no problems with belts that are too tight or too loose.

Applications

For shock load applications. Ideal for pulsating loads, high-capacity drives and short center heavy-duty drives.

Key features & benefits

- > Classical profile ribs.
- > Joined construction for problem drives.
- > High-strength Vytacord® tensile members.
- > Available in cut-edge or envelope construction with fiber-loaded cushion.
- > Tough fabric backing.
- > Heat, ozone and abrasion resistant.
- > Matchmaker® to eliminate mismatch.
- > Static conductive.*

To learn more, visit www.contitech.us.

*Drive conditions and service variables in combination with time in operation can result in a loss of static conductivity. It is recommended that a conductivity check be added to drive preventive maintenance programs where belt static conductivity is a requirement.

HY-T[®] Wedge Torque Team[®] Classical Belts

Cross Sections and Lengths Available

Envelope 5V, 8V Cross Section



Cut Edge 3VX, 5VX Cross Section



Cut Edge Side View



| Part # | Max. # of Ribs Per Slab | Part # | Max. # of Ribs Per Slab | Part # | Max. # of Ribs Per Slab | Part # | Max. # of Ribs Per Slab |
|------------------|-------------------------|--------|-------------------------|--------|-------------------------|--------|-------------------------|
| B Profile | | | | | | | |
| BX35 | 49 | BX65 | 49 | BX90 | 49 | B112 | 38 |
| BX38 | 49 | BX66 | 49 | BX93 | 49 | B114 | 38 |
| BX42 | 49 | BX67 | 49 | BX95 | 49 | B115 | 38 |
| BX43 | 49 | BX68 | 49 | BX96 | 49 | B116 | 38 |
| BX46 | 49 | BX70 | 49 | BX97 | 49 | B118 | 38 |
| BX48 | 49 | BX71 | 49 | BX99 | 49 | B140 | 38 |
| BX50 | 49 | BX72 | 49 | BX100 | 49 | B144 | 38 |
| BX51 | 49 | BX73 | 49 | BX103 | 49 | B148 | 38 |
| BX52 | 49 | BX74 | 49 | BX105 | 49 | B150 | 38 |
| BX53 | 49 | BX75 | 49 | BX108 | 49 | B158 | 38 |
| BX54 | 49 | BX77 | 49 | BX112 | 49 | B162 | 38 |
| BX55 | 49 | BX78 | 49 | BX120 | 49 | B173 | 38 |
| BX56 | 49 | BX79 | 49 | BX124 | 49 | B180 | 38 |
| BX57 | 49 | BX80 | 49 | BX128 | 49 | B195 | 38 |
| BX58 | 49 | BX81 | 49 | BX133 | 49 | B210 | 38 |
| BX59 | 49 | BX82 | 49 | BX136 | 49 | B225 | 38 |
| BX60 | 49 | BX83 | 49 | B55* | 49 | B240 | 38 |
| BX61 | 49 | BX84 | 49 | B56* | 49 | B255 | 38 |
| BX62 | 49 | BX85 | 49 | B96 | 38 | B270 | 38 |
| BX63 | 49 | BX87 | 49 | B103 | 38 | B300 | 38 |
| BX64 | 49 | BX88 | 49 | B105 | 38 | B315 | 38 |
| C Profile | | | | | | | |
| CX60 | 36 | CX109 | 36 | C112 | 26 | C270 | 26 |
| CX68 | 36 | CX112 | 36 | C144 | 26 | C285 | 26 |
| CX75 | 36 | CX120 | 36 | C158 | 26 | C300 | 26 |
| CX81 | 36 | CX124 | 36 | C162 | 26 | C315 | 26 |
| CX85 | 36 | CX128 | 36 | C173 | 26 | C330 | 26 |
| CX90 | 36 | CX136 | 36 | C180 | 26 | C345 | 26 |
| CX96 | 36 | C85 | 26 | C195 | 26 | C360 | 26 |
| CX99 | 36 | C90 | 26 | C210 | 26 | C390 | 26 |
| CX100 | 36 | C96 | 26 | C225 | 26 | C420 | 26 |
| CX105 | 36 | C105 | 26 | C240 | 26 | | |
| CX108 | 36 | C109 | 26 | C255 | 26 | | |
| D Profile | | | | | | | |
| D120 | 10 | D210 | 18 | D315 | 18 | D480 | 18 |
| D144 | 18 | D225 | 18 | D330 | 18 | D540 | 18 |
| D158 | 18 | D240 | 18 | D345 | 18 | D600 | 18 |
| D162 | 18 | D255 | 18 | D360 | 18 | D660 | 18 |
| D173 | 18 | D270 | 18 | D390 | 18 | | |
| D180 | 18 | D285 | 18 | D420 | 18 | | |
| D195 | 18 | D300 | 18 | D450 | 18 | | |

Poly-V® Belts

One belt that can do the work of many

The Poly-V® belt is a single, endless belt with longitudinal V-shaped ribs that mate consistently with the V-grooves in the sheaves. It combines the convenience of a thin, one-piece flat belt with the strong gripping traction of multiple V-belts to make the Poly-V® belt far better than either for many applications.



Part Number: 180J6
18.0" Nominal outside length
J J section Poly-V®
6 6 ribs

One continuous tension member for matchless performance

To distribute the drive load evenly across the full width of the sheave, the Poly-V® belt is built as a single unit with a completely supported, uninterrupted tension member. There is no matching problem. No separate belts to turn over, grab, slip or interfere with each other.

The thin cross-section profile allows use of smaller pulleys than standard V-belts and Poly-V® belts handle speed ratios of 40:1. With all this capacity, the Poly-V® belt tracks properly without special guides, flanges, crowns or deep grooves. And it resists seating in the grooves, so speed ratios remain more consistent and output speed remains more uniform.

More power in less space

Continuous engagement with the sheave driving surface gives you greater power capacity per inch of width. In addition, wasted space between separate V-belts is eliminated and converted into narrower, shallower grooves. These provide substantially greater contact area for stronger and more uniform traction.

Longer belt and sheave life

Complete support of the tension member, combined with full and uniform engagement with the sheave grooves, eliminates differential driving and equalizes belt stresses. That, in turn, minimizes belt elongation and leads to significantly longer flex life.

Even distribution of stress on the belt also reduces differential loading and wear on sheaves. It is not unusual for Poly-V® belt sheaves to last significantly longer than standard V-belt sheaves and to experience lower maintenance requirements during this

Improve drive design while you reduce drive cost

The combination of high-power capacity and low-profile design means the Poly-V® drive can improve the drive design while lowering drive costs.

Poly-V® belts allow narrower mounting clearances, need less center distance adjustment and require less take-up for tensioning. Additionally, they allow the use of sheaves that are narrower in width and smaller in diameter without sacrificing power capacity. Smaller, narrower sheaves mean a reduction in weight so more of the drive gets to the load for increased efficiency.

Applications

For small sheave compact designs requiring limited vibration. Ideal for high-speed ratio drives with short center distances.

- › Exercise equipment
- › Medical equipment
- › Farm equipment
- › Automobiles
- › Power equipment
- › Machine tools

Key features & benefits

- › Multiple V-ribbed profile provides friction and wedge advantages.
- › High-grade engineered rubber.
- › Strong Vytacord® tensile member.
- › L & M cross sections are milled in shorter lengths and molded in longer lengths.
- › Heat, ozone and abrasion resistant.

To learn more, visit www.contitech.us.

Poly-V® Belts

Cross Sections and Lengths Available

H and K sections are nonstock. Standard factory lead times will apply. Minimums apply. Contact your PTP Industrial Distributor.



Stock construction: no minimum quantity required. Can order any number of ribs up to maximum number of ribs per belt. (Max. # of ribs per belt shown below.)

| Part # | Max. # of Ribs Per Belt | Part # | Max. # of Ribs Per Belt | Part # | Max. # of Ribs Per Belt |
|------------------|-------------------------|--------|-------------------------|--------|-------------------------|
| J Section | | | | | |
| 180J | 68 | 520J | 68 | 328J* | 145 |
| 190J | 68 | 550J | 68 | 353J* | 145 |
| 200J | 68 | 580J | 68 | 420J* | 145 |
| 220J | 68 | 610J | 68 | 444J* | 68 |
| 240J | 68 | 650J | 68 | 552J* | 68 |
| 260J | 68 | 730J | 68 | 546J* | 68 |
| 280J | 68 | 870J | 68 | 575J* | 145 |
| 300J | 68 | 920J | 68 | 640J* | 68 |
| 320J | 68 | 980J | 68 | 690J* | 145 |
| 340J | 68 | 100J* | 40 | 770J* | 145 |
| 360J | 68 | 105J* | 40 | 776J* | 68 |
| 369J | 68 | 110J* | 40 | 810J* | 145 |
| 380J | 68 | 120J* | 40 | 878J* | 145 |
| 400J | 68 | 140J* | 46 | 890J* | 68 |
| 410J | 68 | 147J* | 45 | 895J* | 145 |
| 430J | 68 | 204J* | 68 | 904J* | 145 |
| 460J | 68 | 210J* | 68 | 940J* | 145 |
| 470J | 68 | 230J* | 70 | 994J* | 145 |
| 480J | 68 | 243J* | 68 | 1000J* | 145 |
| 490J | 68 | 270J* | 68 | 1200J* | 145 |
| 500J | 68 | 310J* | 145 | | |

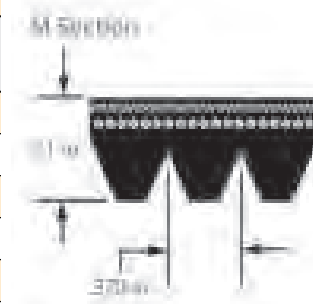


*Special note: special manufacture belts are available. Please check factory for availability.

**Drive conditions and service variables in combination with time in operation can result in a loss of static conductivity. It is recommended that a conductivity check be added to drive

Stock construction: No minimum quantity required. Can order any number of ribs up to maximum number of ribs per belt. (Max. # of ribs per belt shown below.)

| Part # | Max. # of Ribs Per Belt | Part # | Max. # of Ribs Per Belt | Part # | Max. # of Ribs Per Belt |
|------------------|-------------------------|--------|-------------------------|--------|-------------------------|
| L Section | | | | | |
| 500L | 96 | 840L | 96 | 1455L | 72 |
| 540L | 96 | 865L | 96 | 385L* | 96 |
| 560L | 96 | 915L | 96 | 455L* | 96 |
| 615L | 96 | 975L | 96 | 505L* | 72 |
| 635L | 96 | 990L | 96 | 622L* | 96 |
| 655L | 96 | 1065L | 96 | 748L* | 96 |
| 675L | 96 | 1120L | 96 | 770L* | 96 |
| 695L | 96 | 1150L | 96 | 845L* | 96 |
| 725L | 96 | 1180L | 96 | 880L* | 96 |
| 765L | 96 | 1215L | 96 | 1073L* | 96 |
| 780L | 96 | 1230L | 96 | 1098L* | 72 |
| 795L | 96 | 1295L | 96 | 1180L* | 96 |
| 815L | 96 | 1310L | 96 | | |
| M Section | | | | | |
| 900M | 36 | 1470M | 74 | 2560M | 74 |
| 940M | 36 | 1550M | 74 | 2710M | 74 |
| 990M | 36 | 1610M | 74 | 3010M | 74 |
| 1060M | 36 | 1650M | 74 | 3310M | 74 |
| 1115M | 36 | 1760M | 74 | 3610M | 74 |
| 1150M | 36 | 1830M | 74 | 3910M | 74 |
| 1185M | 36 | 1980M | 74 | 4210M | 74 |
| 1230M | 36 | 2130M | 74 | 4810M | 74 |
| 1310M | 74 | 2250M | 74 | | |
| 1390M | 74 | 2410M | 74 | | |



V-Belts

Not only traditional Classical and Narrow profiled belts, but also Double-V and FHP belts

When synchronization or timing is not required, V-belts make an excellent low-cost, quiet and efficient means of transmitting power. However, not all V-belts perform the same. Depending on your application and your objectives, some V-belts will be better at getting you closer to your end goal.

Narrow V-belts

Effectively handling drives from 1 to 1,000 horsepower, these belts rank high in horsepower-hours per dollar, the ultimate measure of drive value. The Narrow belt cross sections (3V, 5V and 8V), offer higher power capacity for any sheave size and weight.

The Narrow or “wedge” design provides more tensile member support than Classical V-belts. Narrow belts handle an equivalent load, but with narrower face width and smaller diameters than the traditional Classical V-belts. These features allow the use of smaller belts or fewer belts to transmit the load, an important advantage if your goal is to maximize power transmission efficiency by reducing drive weight and size.

Classic V-belts

The most widely used V-belts are A, B, C and D Classical belts. Used more out of habit and convenience than design, these belts can handle fractional to 500 horsepower drives, usually at the lowest cost. However, they occupy more space and the drives weigh more than Narrow belt drives. Also, Classical belts are usually less efficient than Narrow belts. But their versatility and wide range of sizes and types make them an attractive alternative to wedge belts.

Many Classical belts are used for replacement because it is considered too costly to replace sheaves when upgrading from Classical to Narrow or other belt types. Therefore, when replacing Classical sheaves, it is an opportune time to upgrade to Narrow or other belt types.

Specialty V-belts

When equipment calls for metric precision, you need a belt that not only measures up, but one that won't get lost in translation. Metric belts are engineered to universal metric profiles, but manufactured by ContiTech in North America, so you do not have to go elsewhere to get them.

Strong, flexible and able to work in wide temperature ranges, metric belts replace many common metric cross section belts such as XPZ, XPA, SPA, XPB, SPB, XPC and SPC.

Double-V or Hex belts

A variation of the Classical belt, Hex belts come in AA, BB, CC or a deep CCP cross section. These belts transfer power from either side in serpentine drives. A drive design using Hex belts is more complicated and engineering manuals should be consulted when replacing or troubleshooting these drives.

Fractional Horsepower belts (FHP)

The 3L, 4L and 5L light-duty FHP belts are part of the V-belt line also. As the name implies, these belts are used solely on drives of 1 horsepower or less.

Cogged, raw-edge construction vs. envelope construction

ContiTech provide a complete offering of cogged, raw-edge belts in Narrow, Classical and FHP styles. Designated 3VX, 5VX, AX, BX, CX, 4L and 5L, cogged, raw-edge V-belts have higher capacity and efficiency and they use smaller sheaves than traditional envelope (wrapped) belts. These belts have a higher coefficient of friction and are more aggressive, which makes them a very efficient belt for power transmission.

Unlike conventional fabric-covered V-belts, raw-edge belts have no cover. Thus, the cross-sectional area normally occupied by the cover is used for more load-carrying cord. Cogs on the inner surface of the belt increase air flow to enhance cooler running. They also increase flexibility, allowing the belt to operate with smaller sheaves. With Classical V-belts, certain under-designed or problem drives can be upgraded to “satisfactory” by substituting Classical cogged belts for Classical envelope belts without replacing sheaves.

Because of their higher coefficient of friction, cogged belts tend to be more sensitive to alignment. While envelope belts can tolerate some misalignment, cogged belts are more likely to turn over under the same conditions. Cogged belts should not be used in clutching drives, drives with severe shock loads and drives that have changing center distances, such as shaker screens. In these applications, the aggressive nature and flexibility of cogged belts can cause vibration, belt turnover and belt breakage. Cogged belts should also be avoided in drives that require slippage during frequent stops and starts.

Wedge TLP™ Narrow V-Belts

Better belt performance is now within reach

Introducing the newest, longest-lasting narrow V-belt in the ContiTech lineup.

Wedge TLP



Part Number: 3VT950

| | |
|-----|--------------------------------------|
| 3VT | 0.38 in. top width - Narrow profile |
| 950 | 95 in. nominal outside length |
| | Envelope uncogged construction shown |

Constructed with a homogenous, one-piece design, the Wedge TLP™ Narrow V-belt delivers total lasting performance that is virtually maintenance free. Its high-modulus, high-denier cord can handle a significant increase in horsepower over our current HY-T® Wedge.

Little maintenance with no worries

Wedge TLP™'s unique advanced construction process includes use of a specialized reinforcement and compounds that make this Narrow V-belt virtually maintenance free. Install this belt the first time with proper installation techniques and take advantage of reduced downtime and maintenance.

Increase savings by using fewer belts

With its greater horsepower capacity, Wedge TLP™ allows you to deliver the same amount of horsepower with a lesser number of belts. Fewer belts mean fewer sheave grooves; the combination of the two means lower-cost belt drives.

Durability that goes the distance

Wedge TLP™ belts offer supreme durability and wear resistance, plus a better fit even in worn sheaves. That is all because of its two envelope plies and specialty blended, fiber-rich compounding that help support increased horsepower, with less deformation under tension.

Applications

Premium, longer-life narrow-profile belts for compact, high-horsepower drives. Excellent in short-centered drives or where high shock loads are present; can be used any place you find traditional Narrow V-belts, but require a more robust composition for improved service life.

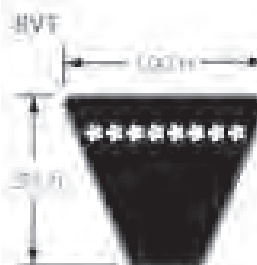

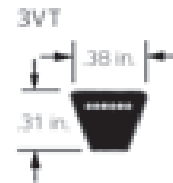
Key features & benefits

- > Homogenous design.
- > Specialty blended, fiber rich compounding.
- > Higher modulus, higher denier cord.
- > Virtually no maintenance.
- > Static conductive* with oil-resistant surface, for greater peace of mind.
- > Supreme durability and wear resistance.

*Drive conditions and service variables in combination with time in operation can result in a loss of static conductivity. It is recommended that a conductivity check be added to drive preventive maintenance programs where belt static conductivity is a requirement.

Cross Sections and Lengths Available

| Part # | Effective Length (in.) | Part # | Effective Length (in.) | Part # | Effective Length (in.) |
|------------|------------------------|---------|------------------------|---------|------------------------|
| 3VT | | | | | |
| 3VT500 | 50.0 | 3VT750 | 75.0 | 3VT1120 | 112.0 |
| 3VT530 | 53.0 | 3VT800 | 80.0 | 3VT1180 | 118.0 |
| 3VT560 | 56.0 | 3VT850 | 85.0 | 3VT1250 | 125.0 |
| 3VT600 | 60.0 | 3VT900 | 90.0 | 3VT1320 | 132.0 |
| 3VT630 | 63.0 | 3VT950 | 95.0 | 3VT1400 | 140.0 |
| 3VT670 | 67.0 | 3VT1000 | 100.0 | | |
| 3VT710 | 71.0 | 3VT1060 | 106.0 | | |
| 5VT | | | | | |
| 5VT530 | 53.0 | 5VT1000 | 100.0 | 5VT1900 | 190.0 |
| 5VT560 | 56.0 | 5VT1060 | 106.0 | 5VT2000 | 200.0 |
| 5VT600 | 60.0 | 5VT1120 | 112.0 | 5VT2120 | 212.0 |
| 5VT630 | 63.0 | 5VT1180 | 118.0 | 5VT2240 | 224.0 |
| 5VT670 | 67.0 | 5VT1250 | 125.0 | 5VT2360 | 236.0 |
| 5VT710 | 71.0 | 5VT1320 | 132.0 | 5VT2500 | 250.0 |
| 5VT750 | 75.0 | 5VT1400 | 140.0 | 5VT2650 | 265.0 |
| 5VT800 | 80.0 | 5VT1500 | 150.0 | 5VT2800 | 280.0 |
| 5VT850 | 85.0 | 5VT1600 | 160.0 | 5VT3000 | 300.0 |
| 5VT900 | 90.0 | 5VT1700 | 170.0 | 5VT3150 | 315.0 |
| 5VT950 | 95.0 | 5VT1800 | 180.0 | | |
| 8VT | | | | | |
| 8VT1000 | 100.0 | 8VT1800 | 180.0 | 8VT3000 | 300.0 |
| 8VT1120 | 112.0 | 8VT1900 | 190.0 | 8VT3150 | 315.0 |
| 8VT1180 | 118.0 | 8VT2000 | 200.0 | 8VT3350 | 335.0 |
| 8VT1250 | 125.0 | 8VT2120 | 212.0 | 8VT3550 | 355.0 |
| 8VT1320 | 132.0 | 8VT2240 | 224.0 | 8VT3750 | 375.0 |
| 8VT1400 | 140.0 | 8VT2360 | 236.0 | 8VT4000 | 400.0 |
| 8VT1500 | 150.0 | 8VT2500 | 250.0 | 8VT4250 | 425.0 |
| 8VT1600 | 160.0 | 8VT2650 | 265.0 | 8VT4500 | 450.0 |
| 8VT1700 | 170.0 | 8VT2800 | 280.0 | | |



HY-T® Wedge Belts

A narrower cross section and stronger construction reduces drive costs



Part Number: 5V1400

| | |
|------|--------------------------------------|
| 5V | 0.62 in. top width - Narrow profile |
| 1400 | 140 in. nominal outside length |
| | Envelope uncogged construction shown |

The savings start in the basic wedge or narrow design of the HY-T® Wedge belt. It has a narrower cross section than standard V-belts so it distributes stresses more uniformly to deliver more consistent, more reliable power transmission.

A wedge cross-section means the belts are narrower and weigh less. Narrower belts allow for the use of thinner and lighter sheaves, resulting in a more efficient drive.

The savings continue through the higher horsepower capacity provided by ContiTech HY-T® V-belt construction. Vytacord® tension members provide strength and dimensional stability. Higher horsepower capacity is also provided through a tough engineered rubber compound cushion, adding to belt strength.

HY-T® Wedge, with its narrow cross-section, makes it possible to achieve a required horsepower with fewer HY-T® Wedge belts than with standard V-belts, reducing sheave size, sheave costs and belt costs even more.

Since less power is required to run the smaller, lighter drives, more power gets to the load. Therefore, you may be able to downsize drive motors and/or increase drive efficiency for even more savings.

Matchmaker® performance

HY-T® Wedge belts eliminate mismatch problems as each Matchmaker® belt is mirrored in size and performance to every other HY-T® Wedge belt in that size, no matter when or where it was produced.

Cut-edge or envelope constructions provide optimum performance

HY-T® Wedge belts are produced with a highly engineered EPDM compound available in a cut-edge cogged construction for increased flexibility and heat dissipation with a broader temperature range than ever before (-40°F to 230°F/-40°C to 110°C). This belt can handle extremely high temperatures and is also available in envelope construction for drives where pulsation shock loads, high tension and long centers are involved.

HY-T® Wedge Cogged belts are high-horsepower belt constructions that are identified with a 3VX and 5VX prefix and are available in lengths up to 200 inches. The cogged construction provides the high flexibility required for short center distances. The cogs also provide a larger surface area to dissipate heat and prolong belt life. Improved material properties and advanced construction technology results in an average horsepower increase of 30% over standard "Classical" V-belt and wedge belts.

HY-T® Wedge envelope belts are identified with a 3V, 5V or 8V prefix and are recommended for drives where pulsation, shock loads, high tension and long centers are involved. It features a continuous V-section that is protected by a wide angle, synthetic fabric impregnated with high-quality engineered rubber compound. This unique envelope achieves the high-strength HY-T® Wedge belts need to withstand high loading forces. It also provides the torsional rigidity required in long center drives delivering the traction needed for accurate tracking and precision performance.

Applications

Narrow profile belts for compact, high horsepower drives, high-shock loading on short centers and small diameters. For designing compact, heavy-duty drives where space limitation is a factor.

Key features & benefits

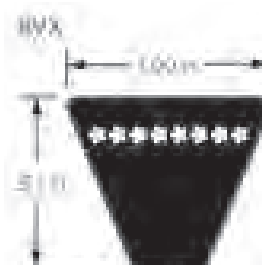
- › Narrow profile provides savings through efficiency.
- › Greater horsepower than the Classical belt.
- › Strong Vytacord® (polyester) tensile members.
- › High-grade engineered rubber.
- › Heat, ozone and abrasion resistant.
- › Available in raw-edge construction with cogs or envelope construction.
- › Matchmaker® to eliminate mismatch.
- › Static conductive.*
- › Operates in a wide ambient temperature range (-40°F to 230°F/-40°C to 110°C).
- › EPDM construction (cut-edge cogged only).

*Drive conditions and service variables in combination with time in operation can result in a loss of static conductivity. It is recommended that a conductivity check be added to drive preventive maintenance

Cross Sections and Lengths Available

Cogged Sizes*

| Part # | Effective Length (in.) | Part # | Effective Length (in.) | Part # | Effective Length (in.) |
|------------|------------------------|---------|------------------------|---------|------------------------|
| 3VX | | | | | |
| 3VX250 | 25.0 | 3VX450 | 45.0 | 3VX850 | 85.0 |
| 3VX265 | 26.5 | 3VX475 | 47.5 | 3VX900 | 90.0 |
| 3VX280 | 28.0 | 3VX500 | 50.0 | 3VX950 | 95.0 |
| 3VX300 | 30.0 | 3VX530 | 53.0 | 3VX1000 | 100.0 |
| 3VX315 | 31.5 | 3VX560 | 56.0 | 3VX1060 | 106.0 |
| 3VX335 | 33.5 | 3VX600 | 60.0 | 3VX1120 | 112.0 |
| 3VX350 | 35.0 | 3VX630 | 63.0 | 3VX1180 | 118.0 |
| 3VX355 | 35.5 | 3VX650 | 65.0 | 3VX1250 | 125.0 |
| 3VX360 | 36.0 | 3VX670 | 67.0 | 3VX1320 | 132.0 |
| 3VX375 | 37.5 | 3VX710 | 71.0 | 3VX1400 | 140.0 |
| 3VX400 | 40.0 | 3VX750 | 75.0 | 3VX1500 | 150.0 |
| 3VX425 | 42.5 | 3VX800 | 80.0 | | |
| 5VX | | | | | |
| 5VX450 | 45.0 | 5VX690 | 69.0 | 5VX1030 | 103.0 |
| 5VX470 | 47.0 | 5VX710 | 71.0 | 5VX1060 | 106.0 |
| 5VX490 | 49.0 | 5VX730 | 73.0 | 5VX1080 | 108.0 |
| 5VX500 | 50.0 | 5VX740 | 74.0 | 5VX1120 | 112.0 |
| 5VX510 | 51.0 | 5VX750 | 75.0 | 5VX1150 | 115.0 |
| 5VX530 | 53.0 | 5VX780 | 78.0 | 5VX1180 | 118.0 |
| 5VX540 | 54.0 | 5VX800 | 80.0 | 5VX1230 | 123.0 |
| 5VX550 | 55.0 | 5VX810 | 81.0 | 5VX1250 | 125.0 |
| 5VX560 | 56.0 | 5VX830 | 83.0 | 5VX1277 | 122.7 |
| 5VX570 | 57.0 | 5VX840 | 84.0 | 5VX1320 | 132.0 |
| 5VX580 | 58.0 | 5VX850 | 85.0 | 5VX1400 | 140.0 |
| 5VX590 | 59.0 | 5VX860 | 86.0 | 5VX1500 | 150.0 |
| 5VX600 | 60.0 | 5VX880 | 88.0 | 5VX1600 | 160.0 |
| 5VX610 | 61.0 | 5VX900 | 90.0 | 5VX1700 | 170.0 |
| 5VX630 | 63.0 | 5VX930 | 93.0 | 5VX1800 | 180.0 |
| 5VX650 | 65.0 | 5VX950 | 95.0 | 5VX1900 | 190.0 |
| 5VX660 | 66.0 | 5VX960 | 96.0 | 5VX2120 | 212.0 |
| 5VX670 | 67.0 | 5VX1000 | 100.0 | | |
| 5VX680 | 68.0 | 5VX1017 | 101.7 | | |
| 8VX | | | | | |
| 8VX1000 | 100.0 | 8VX1320 | 132.0 | 8VX1800 | 180.0 |
| 8VX1060 | 106.0 | 8VX1400 | 140.0 | 8VX1900 | 190.0 |
| 8VX1120 | 112.0 | 8VX1500 | 150.0 | 8VX2000 | 200.0 |
| 8VX1180 | 118.0 | 8VX1600 | 160.0 | | |
| 8VX1250 | 125.0 | 8VX1700 | 170.0 | | |



HY-T[®] Wedge Belts

Cross Sections and Lengths Available

Noncogged Sizes

| Part # | Effective Length (in.) | Part # | Effective Length (in.) | Part # | Effective Length (in.) |
|-----------|------------------------|--------|------------------------|--------|------------------------|
| 3V | | | | | |
| 3V250 | 25.0 | 3V475 | 47.5 | 3V900 | 90.0 |
| 3V265 | 26.5 | 3V500 | 50.0 | 3V950 | 95.0 |
| 3V280 | 28.0 | 3V530 | 53.0 | 3V1000 | 100.0 |
| 3V300 | 30.0 | 3V560 | 56.0 | 3V1060 | 106.0 |
| 3V315 | 31.5 | 3V600 | 60.0 | 3V1120 | 112.0 |
| 3V335 | 33.5 | 3V630 | 63.0 | 3V1180 | 118.0 |
| 3V355 | 35.5 | 3V670 | 67.0 | 3V1250 | 125.0 |
| 3V375 | 37.5 | 3V710 | 71.0 | 3V1320 | 132.0 |
| 3V400 | 40.0 | 3V750 | 75.0 | 3V1400 | 140.0 |
| 3V425 | 42.5 | 3V800 | 80.0 | | |
| 3V450 | 45.0 | 3VX850 | 85.0 | | |
| 5V | | | | | |
| 5V500 | 50.0 | 5V1060 | 106.0 | 5V2000 | 200.0 |
| 5V560 | 56.0 | 5V1120 | 112.0 | 5V2120 | 212.0 |
| 5V630 | 63.0 | 5V1180 | 118.0 | 5V2240 | 224.0 |
| 5V670 | 67.0 | 5V1250 | 125.0 | 5V2360 | 236.0 |
| 5V710 | 71.0 | 5V1320 | 132.0 | 5V2500 | 250.0 |
| 5V750 | 75.0 | 5V1400 | 140.0 | 5V2650 | 265.0 |
| 5V800 | 80.0 | 5V1500 | 150.0 | 5V2800 | 280.0 |
| 5V850 | 85.0 | 5V1600 | 160.0 | 5V3000 | 300.0 |
| 5V900 | 90.0 | 5V1700 | 170.0 | 5V3150 | 315.0 |
| 5V950 | 95.0 | 5V1800 | 180.0 | 5V3350 | 335.0 |
| 5V1000 | 100.0 | 5V1900 | 190.0 | 5V3550 | 355.0 |
| 8V | | | | | |
| 8V1000 | 100.0 | 8V1800 | 180.0 | 8V3150 | 315.0 |
| 8V1060 | 106.0 | 8V1900 | 190.0 | 8V3350 | 335.0 |
| 8V1120 | 112.0 | 8V2000 | 200.0 | 8V3550 | 355.0 |
| 8V1180 | 118.0 | 8V2120 | 212.0 | 8V3750 | 375.0 |
| 8V1250 | 125.0 | 8V2240 | 224.0 | 8V4000 | 400.0 |
| 8V1320 | 132.0 | 8V2360 | 236.0 | 8V4250 | 425.0 |
| 8V1400 | 140.0 | 8V2500 | 250.0 | 8V4500 | 450.0 |
| 8V1500 | 150.0 | 8V2650 | 265.0 | 8V4750 | 475.0 |
| 8V1600 | 160.0 | 8V2800 | 280.0 | 8V5000 | 500.0 |
| 8V1700 | 170.0 | 8V2900 | 290.0 | 8V5600 | 560.0 |

HY-T® Plus (Classical) Belts

Less elongation is the key to performance

Whether you are talking about rubber belts or metal chains, most materials will elongate when put to use. The secret to reliable performance is not to eliminate elongation, but to control it so that it is minimal, predictable and uniform. To achieve these criteria, we developed the Vytacord® tensile member.



Part Number: B75

| | |
|-----------|--|
| B | 0.66 in. top width - Classical profile |
| 75 | Approximate 75 in. inside length |

Vytacord® provides the high-strength, high-horsepower rating capacity needed to effectively transmit today's drive power. It is even tough enough to tolerate slight sheave misalignment that would quickly destroy ordinary belts.

The Vytacord® tensile member provides dimensional stability. As a result, each belt of a given size will maintain its length consistency, no matter when or where it was produced.

The exceptional dimensional stability properties of HY-T® Plus eliminates matching problems, improves performance and increases service life.

Improved materials are the key to the durability and versatility of HY-T® Plus

The vast improvements in all components of HY-T® Plus construction complement the quality of the Vytacord® tensile member.

Our engineered heat- and oil-resistant rubber compound is used in both the cushion and insulation sections of HY-T® Plus. Belt construction provides the flexibility on small pulleys. As a result the belt is able to serve a dual purpose for both Classical and FHP, while offering more versatility than any other Classical belt.

The HY-T® Plus envelope construction assures optimum warp and fill thread angle, providing belt flexibility. In addition, the fabric is treated with ContiTech exclusive engineered rubber compound for long wear and resistance to heat, oil and other environmental hazards. The envelope also assures that the belt dissipates static electricity, as specified in ARPM bulletin IP3-3.

The cushion is also crush-resistant and cool running to maintain

life achieved by HY-T® Plus belts, replacement of belts is less frequent. Overall, belt costs are reduced, downtime is minimized and equipment productivity is maintained.

Less inventory required

The HY-T® Plus can be used in FHP applications. Conversely, rarely do FHP belts perform in HY-T® Plus (Classical) applications.

The result is a reduced inventory that equates to dollars taken off the shelves and added to your pockets.

Applications

Designed for operating at high speeds over small diameter pulleys and short center distances. Also for use in multiple V-belt drives where high-shock load and heavy-duty loads are encountered.

Key features & benefits

- › Universal Classical profile.
- › High-strength Vytacord® tensile members.
- › Engineered rubber-impregnated envelope.
- › Engineered rubber compound cushion and insulation.
- › Dual branded (Classical and FHP part numbers).
- › Oil, heat, ozone and abrasion resistant.
- › Matchmaker® to eliminate mismatch.
- › Static conductive.*

To learn more, visit www.contitech.us.

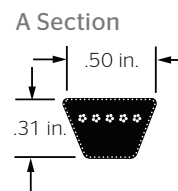
*Drive conditions and service variables in combination with time in operation can result in a loss of static conductivity. It is recommended

HY-T® Plus (Classical) Belts

Cross Sections and Lengths Available

A Section

| Part # | Approx. Outside Length (in.) | Part # | Approx. Outside Length (in.) | Part # | Approx. Outside Length (in.) |
|-------------|------------------------------|-------------|------------------------------|---------------|------------------------------|
| A20 (4L220) | 22 | A51 (4L530) | 53 | A82 (4L840) | 84 |
| A21 (4L230) | 23 | A52 (4L540) | 54 | A83 (4L850) | 85 |
| A22 (4L240) | 24 | A53 (4L550) | 55 | A84 (4L860) | 86 |
| A23 (4L250) | 25 | A54 (4L560) | 56 | A85 (4L870) | 87 |
| A24 (4L260) | 26 | A55 (4L570) | 57 | A86 (4L880) | 88 |
| A25 (4L270) | 27 | A56 (4L580) | 58 | A87 (4L890) | 89 |
| A26 (4L280) | 28 | A57 (4L590) | 59 | A88 (4L900) | 90 |
| A27 (4L290) | 29 | A58 (4L600) | 60 | A89 (4L910) | 91 |
| A28 (4L300) | 30 | A59 (4L610) | 61 | A90 (4L920) | 92 |
| A29 (4L310) | 31 | A60 (4L620) | 62 | A91 (4L930) | 93 |
| A30 (4L320) | 32 | A61 (4L630) | 63 | A92 (4L940) | 94 |
| A31 (4L330) | 33 | A62 (4L640) | 64 | A93 (4L950) | 95 |
| A32 (4L340) | 34 | A63 (4L650) | 65 | A94 (4L960) | 96 |
| A33 (4L350) | 35 | A64 (4L660) | 66 | A95 (4L970) | 97 |
| A34 (4L360) | 36 | A65 (4L670) | 67 | A96 (4L980) | 98 |
| A35 (4L370) | 37 | A66 (4L680) | 68 | A97 (4L990) | 99 |
| A36 (4L380) | 38 | A67 (4L690) | 69 | A98 (4L1000) | 100 |
| A37 (4L390) | 39 | A68 (4L700) | 70 | A100 (4L1020) | 102 |
| A38 (4L400) | 40 | A69 (4L710) | 71 | A103 | 105 |
| A39 (4L410) | 41 | A70 (4L720) | 72 | A105 | 107 |
| A40 (4L420) | 42 | A71 (4L730) | 73 | A110 | 112 |
| A41 (4L430) | 43 | A72 (4L740) | 74 | A112 | 114 |
| A42 (4L440) | 44 | A73 (4L750) | 75 | A120 | 122 |
| A43 (4L450) | 45 | A74 (4L760) | 76 | A128 | 130 |
| A44 (4L460) | 45 | A75 (4L770) | 77 | A133 | 135 |
| A45 (4L470) | 47 | A76 (4L780) | 78 | A136 | 138 |
| A46 (4L480) | 48 | A77 (4L790) | 79 | A144 | 146 |
| A47 (4L490) | 49 | A78 (4L800) | 80 | A158 | 160 |
| A48 (4L500) | 50 | A79 (4L810) | 81 | A173 | 175 |
| A49 (4L510) | 51 | A80 (4L820) | 82 | A180 | 182 |
| A50 (4L520) | 52 | A81 (4L830) | 83 | | |



B Section

| Part # | Approx. Outside Length (in.) | Part # | Approx. Outside Length (in.) | Part # | Approx. Outside Length (in.) |
|-------------|------------------------------|--------------|------------------------------|--------|------------------------------|
| B22 (5L250) | 25 | B62 (5L650) | 65 | B103 | 106 |
| B23 (5L260) | 26 | B63 (5L660) | 66 | B104 | 107 |
| B24 (5L270) | 27 | B64 (5L670) | 67 | B105 | 108 |
| B25 (5L280) | 28 | B65 (5L680) | 68 | B108 | 111 |
| B26 (5L290) | 29 | B66 (5L690) | 69 | B109 | 112 |
| B27 (5L300) | 30 | B67 (5L700) | 70 | B111 | 114 |
| B28 (5L310) | 31 | B68 (5L710) | 71 | B112 | 115 |
| B29 (5L320) | 32 | B69 (5L720) | 72 | B115 | 118 |
| B30 (5L330) | 33 | B70 (5L730) | 73 | B116 | 119 |
| B31 (5L340) | 34 | B71 (5L740) | 74 | B118 | 121 |
| B32 (5L350) | 35 | B72 (5L750) | 75 | B120 | 123 |
| B33 (5L360) | 36 | B73 (5L760) | 76 | B124 | 127 |
| B34 (5L370) | 37 | B74 (5L770) | 77 | B126 | 129 |
| B35 (5L380) | 38 | B75 (5L780) | 78 | B128 | 131 |
| B36 (5L390) | 39 | B76 (5L790) | 79 | B133 | 136 |
| B37 (5L400) | 40 | B77 (5L800) | 80 | B136 | 139 |
| B38 (5L410) | 41 | B78 (5L810) | 81 | B140 | 143 |
| B39 (5L420) | 42 | B79 (5L820) | 82 | B144 | 147 |
| B40 (5L430) | 43 | B80 (5L830) | 83 | B148 | 151 |
| B41 (5L440) | 44 | B81 (5L840) | 84 | B150 | 153 |
| B42 (5L450) | 45 | B82 (5L850) | 85 | B154 | 157 |
| B43 (5L460) | 46 | B83 (5L860) | 86 | B158 | 161 |
| B44 (5L470) | 47 | B84 (5L870) | 87 | B162 | 165 |
| B45 (5L480) | 48 | B85 (5L880) | 88 | B173 | 176 |
| B46 (5L490) | 49 | B86 (5L890) | 89 | B180 | 183 |
| B47 (5L500) | 50 | B87 (5L900) | 90 | B190 | 193 |
| B48 (5L510) | 51 | B88 (5L910) | 91 | B195 | 198 |
| B49 (5L520) | 52 | B89 (5L920) | 92 | B205 | 208 |
| B50 (5L530) | 53 | B90 (5L930) | 93 | B210 | 213 |
| B51 (5L540) | 54 | B91 (5L940) | 94 | B225 | 227 |
| B52 (5L550) | 55 | B92 (5L950) | 95 | B240 | 242 |
| B53 (5L560) | 56 | B93 (5L960) | 96 | B255 | 257 |
| B54 (5L570) | 57 | B94 (5L970) | 97 | B270 | 272 |
| B55 (5L580) | 58 | B95 (5L980) | 98 | B285 | 287 |
| B56 (5L590) | 59 | B96 (5L990) | 99 | B300 | 302 |
| B57 (5L600) | 60 | B97 (5L1000) | 100 | B315 | 317 |
| B58 (5L610) | 61 | B98 (5L1010) | 101 | B330 | 332 |
| B59 (5L620) | 62 | B99 (5L1020) | 102 | B360 | 362 |
| B60 (5L630) | 63 | B100 | 103 | B394 | 396 |
| B61 (5L640) | 64 | B101 | 104 | | |

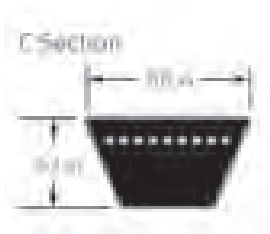


HY-T® Plus (Classical) Belts

Cross Sections and Lengths Available

C Section

| Part # | Approx. Outside Length (in.) | Part # | Approx. Outside Length (in.) | Part # | Approx. Outside Length (in.) |
|--------|------------------------------|--------|------------------------------|--------|------------------------------|
| C48 | 52 | C103 | 107 | C173 | 177 |
| C50 | 54 | C105 | 109 | C180 | 184 |
| C51 | 55 | C106 | 110 | C190 | 194 |
| C55 | 59 | C108 | 112 | C195 | 199 |
| C60 | 64 | C109 | 113 | C210 | 214 |
| C62 | 66 | C110 | 114 | C225 | 227 |
| C68 | 72 | C112 | 116 | C240 | 242 |
| C71 | 75 | C115 | 119 | C255 | 257 |
| C72 | 76 | C120 | 124 | C270 | 272 |
| C75 | 79 | C124 | 128 | C285 | 287 |
| C78 | 82 | C128 | 132 | C300 | 302 |
| C80 | 84 | C136 | 140 | C315 | 317 |
| C81 | 85 | C144 | 148 | C330 | 332 |
| C85 | 89 | C148 | 152 | C345 | 347 |
| C90 | 94 | C150 | 154 | C360 | 362 |
| C93 | 97 | C156 | 160 | C390 | 392 |
| C94 | 98 | C158 | 162 | C420 | 422 |
| C100 | 104 | C162 | 166 | | |
| C101 | 105 | C165 | 169 | | |



D Section

| Part # | Approx. Outside Length (in.) | Part # | Approx. Outside Length (in.) | Part # | Approx. Outside Length (in.) |
|--------|------------------------------|--------|------------------------------|--------|------------------------------|
| D112 | 117 | D210 | 215 | D345 | 348 |
| D120 | 125 | D225 | 228 | D360 | 363 |
| D128 | 133 | D240 | 243 | D390 | 393 |
| D144 | 149 | D255 | 258 | D420 | 423 |
| D158 | 163 | D270 | 273 | D450 | 453 |
| D162 | 167 | D285 | 388 | D480 | 483 |
| D173 | 178 | D300 | 303 | D540 | 543 |
| D180 | 185 | D315 | 318 | | |
| D195 | 200 | D330 | 333 | | |



E Section


| Part # | Approx. Outside Length (in.) | Part # | Approx. Outside Length (in.) | Part # | Approx. Outside Length (in.) |
|--------|------------------------------|--------|------------------------------|--------|------------------------------|
| E180 | 187 | E300 | 304 | E480 | 484 |
| E195 | 202 | E330 | 334 | E540 | 544 |
| E210 | 217 | E360 | 364 | E600 | 604 |
| E240 | 244 | E390 | 394 | | |
| E270 | 274 | E420 | 424 | | |



Torque-Flex® V-Belts

More horsepower per dollar

Your drives can deliver the horsepower you want at a lower component cost - with lower energy costs - when you include ContiTech Torque-Flex® V-belts in the design.



Part Number: BX75

| | |
|-----------|---|
| B | 0.66 in. top width - Classical profile |
| X | Premium cogged construction |
| 75 | Approximate 75 in. inside length |
| | Cut-edge, molded cog construction shown |

Torque-Flex® V-belts are fully cogged to provide the flexibility needed to keep their high-traction rubber edges in contact with the sheave grooves. This high efficiency allows you to achieve the horsepower you need at a lower total drive cost.

Produced with a highly engineered EPDM compound, cut-edge cogged construction belts operate in a broader temperature range than ever before (-40°F to 230°F/-40°C to 110°C). Torque-Flex® V-belts can handle extremely high temperatures.

Exacting precision and uniformity

Rigid quality assurance programs imposed during Torque-Flex® V-belt manufacture result in belt angles and belt lengths which are more exact than standard belts. This results in quiet, smooth-running and long-lasting belts. Think what that can save in reduced downtime and belt maintenance.

Of course, with such exacting production requirements, our Torque-Flex® V-belts also achieve consistent uniformity from run to run. This outstanding consistency means you can be sure that two belts of the same size designation will match, no matter when they were produced. As a result:

- › You eliminate mismatching problems caused by individual belts that may be too loose or too tight.
- › You simplify ordering procedures - no lengthy specifications, detailing match-ups and sizing.
- › No complicated time-consuming matching. Your ContiTech belts are automatically matched when you buy them.
- › You reduce your in-plant inventory. The Matchmaker® system covers your needs with a minimum of belts to save you space and inventory dollars.

More savings from fewer belts

The high-strength and high horsepower capacity of Torque-Flex® V-belts means you need fewer belts and fewer sheave grooves to deliver the same amount of horsepower.

Energy-saving efficiency

The same design and construction features which lead to high horsepower ratings for Torque-Flex® V-belts also lead to improvements in energy efficiency of up to 4%, depending on sheave diameter.

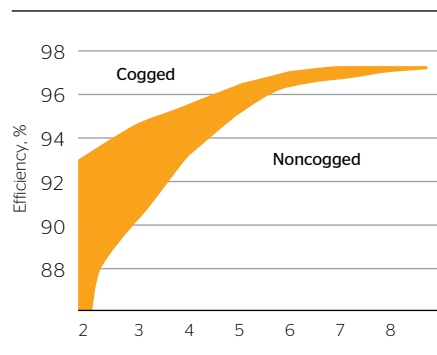
Applications

Designed for the tough, small sheave, high-tension drives.

Key features & benefits

- › Premium Classical profile construction.
- › 25%-30% higher power ratings than standard V-belts.
- › Strong Vytacord® (polyester) tensile members.
- › Engineered cushion compound.
- › Cut-edge cogged construction on most sizes.
- › Heat, ozone and abrasion resistant.
- › Matchmaker® to eliminate mismatch.
- › Static conductive.*
- › Operates in a wide ambient temperature range (-40°F to 230°F/-40°C to 110°C).
- › EPDM construction (cut-edge cogged only).

Cogged vs. Noncogged Belt Efficiency

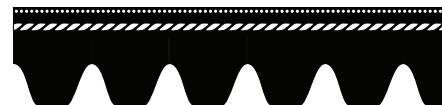


*Drive conditions and service variables in combination with time in operation can result in a loss of static conductivity. It is recommended that a conductivity check be added to drive preventive maintenance programs where belt static conductivity is a

Torque-Flex® V-Belts

Cross Sections and Lengths Available

Side View



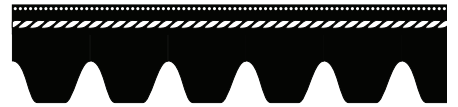
AX*

| Part # | Approx. Outside Length (in.) | Part # | Approx. Outside Length (in.) | Part # | Approx. Outside Length (in.) |
|--------|------------------------------|--------|------------------------------|--------|------------------------------|
| AX21 | 23 | AX49 | 51 | AX76 | 78 |
| AX22 | 24 | AX50 | 52 | AX77 | 79 |
| AX23 | 25 | AX51 | 53 | AX78 | 80 |
| AX24 | 26 | AX52 | 54 | AX79 | 81 |
| AX26 | 28 | AX53 | 55 | AX80 | 82 |
| AX27 | 29 | AX54 | 56 | AX81 | 83 |
| AX28 | 30 | AX55 | 57 | AX82 | 84 |
| AX29 | 31 | AX56 | 58 | AX83 | 85 |
| AX30 | 32 | AX57 | 59 | AX84 | 86 |
| AX31 | 33 | AX58 | 60 | AX85 | 87 |
| AX32 | 34 | AX59 | 61 | AX86 | 88 |
| AX33 | 35 | AX60 | 62 | AX87 | 89 |
| AX34 | 36 | AX61 | 63 | AX88 | 90 |
| AX35 | 37 | AX62 | 64 | AX89 | 91 |
| AX36 | 38 | AX63 | 65 | AX90 | 92 |
| AX37 | 39 | AX64 | 66 | AX91 | 93 |
| AX38 | 40 | AX65 | 67 | AX93 | 95 |
| AX39 | 41 | AX66 | 68 | AX94 | 96 |
| AX40 | 42 | AX67 | 69 | AX95 | 97 |
| AX41 | 43 | AX68 | 70 | AX96 | 98 |
| AX42 | 44 | AX69 | 71 | AX97 | 99 |
| AX43 | 45 | AX70 | 72 | AX98 | 100 |
| AX44 | 46 | AX71 | 73 | AX100 | 102 |
| AX45 | 47 | AX72 | 74 | AX103 | 105 |
| AX46 | 48 | AX73 | 75 | AX105 | 107 |
| AX47 | 49 | AX74 | 76 | AX110 | 112 |
| AX48 | 50 | AX75 | 77 | AX112 | 114 |



*Cut-edge cogged construction. EPDM -40°F to 230°F (-40°C to 110°C) temperature range.

Side View



BX*

| Part # | Approx. Outside Length (in.) | Part # | Approx. Outside Length (in.) | Part # | Approx. Outside Length (in.) |
|--------|------------------------------|--------|------------------------------|--------|------------------------------|
| BX28 | 31 | BX67 | 70 | BX103 | 106 |
| BX31 | 34 | BX68 | 71 | BX105 | 108 |
| BX32 | 35 | BX69 | 72 | BX106 | 109 |
| BX34 | 37 | BX70 | 73 | BX108 | 111 |
| BX35 | 38 | BX71 | 74 | BX112 | 115 |
| BX36 | 39 | BX72 | 75 | BX113 | 116 |
| BX38 | 41 | BX73 | 76 | BX115 | 118 |
| BX40 | 43 | BX74 | 77 | BX116 | 119 |
| BX41 | 44 | BX75 | 78 | BX120 | 123 |
| BX42 | 45 | BX76 | 79 | BX123 | 126 |
| BX43 | 46 | BX77 | 80 | BX124 | 127 |
| BX44 | 47 | BX78 | 81 | BX126 | 129 |
| BX45 | 48 | BX79 | 82 | BX128 | 131 |
| BX46 | 49 | BX80 | 83 | BX133 | 136 |
| BX47 | 50 | BX81 | 84 | BX136 | 139 |
| BX48 | 51 | BX82 | 85 | BX140 | 143 |
| BX49 | 52 | BX83 | 86 | BX144 | 147 |
| BX50 | 53 | BX84 | 87 | BX148 | 151 |
| BX51 | 54 | BX85 | 88 | BX150 | 153 |
| BX52 | 55 | BX86 | 89 | BX154 | 157 |
| BX53 | 56 | BX87 | 90 | BX158 | 161 |
| BX54 | 57 | BX88 | 91 | BX162 | 165 |
| BX55 | 58 | BX89 | 92 | BX173 | 176 |
| BX56 | 59 | BX90 | 93 | BX180 | 183 |
| BX57 | 60 | BX91 | 94 | BX191 | 194 |
| BX58 | 61 | BX92 | 95 | BX195 | 198 |
| BX59 | 62 | BX93 | 96 | BX210 | 213 |
| BX60 | 63 | BX94 | 97 | BX225 | 228 |
| BX61 | 64 | BX95 | 98 | BX240 | 243 |
| BX62 | 65 | BX96 | 99 | BX255 | 258 |
| BX63 | 66 | BX97 | 100 | BX270 | 273 |
| BX64 | 67 | BX98 | 101 | BX300 | 303 |
| BX65 | 68 | BX99 | 102 | | |
| BX66 | 69 | BX100 | 103 | | |



*Cut-edge cogged construction. EPDM -40°F to 230°F (-40°C to 110°C) temperature range.

Torque-Flex® V-Belts

Cross Sections and Lengths Available

CX*

| Part # | Approx. Outside Length (in.) | Part # | Approx. Outside Length (in.) | Part # | Approx. Outside Length (in.) |
|--------|------------------------------|--------|------------------------------|--------|------------------------------|
| CX51 | 55 | CX100 | 104 | CX150 | 154 |
| CX55 | 59 | CX101 | 105 | CX158 | 162 |
| CX60 | 64 | CX105 | 109 | CX162 | 166 |
| CX68 | 72 | CX109 | 113 | CX173 | 177 |
| CX72 | 76 | CX111 | 115 | CX180 | 184 |
| CX75 | 79 | CX112 | 116 | CX195 | 199 |
| CX78 | 82 | CX115 | 119 | CX210 | 214 |
| CX81 | 85 | CX120 | 124 | CX240 | 244 |
| CX85 | 89 | CX128 | 132 | CX270 | 274 |
| CX90 | 94 | CX136 | 140 | | |
| CX96 | 100 | CX144 | 148 | | |




*Cut-edge cogged construction. EPDM -40°F to 230°F (-40°C to 110°C) temperature range.

Metric Belts

Versatility

Metric belts operate under one of the widest temperature ranges in the industry, from -40°F to 230°F (-40°C to 110°C)*. It is that versatility and our experience in rubber compounding that can provide superior performance under the toughest conditions.



Part Number: XPA0707
X Premium cogged construction
PA Metric A profile
0707 707mm datum length

Universal fit

When equipment calls for metric precision, you need a belt that not only measures up, but one that will not get lost in translation. Metric belts are engineered to universal metric profiles, but manufactured by ContiTech in North America, so you do not have to go elsewhere to get them.

Superior performance under tough conditions

Metric belts are strong, flexible and able to work within a wide temperature range, offering superior performance under the toughest conditions. So they do more than measure up. They stand apart.

Produced with a highly engineered EPDM compound, cut-edge cogged construction belts operate in a broader temperature range than ever before (-40°F to 230°F/-40°C to 110°C). Metric belts can handle extremely high temperatures.

More savings from fewer belts

The high-strength and high-horsepower capacity of Metric V-belts means you need fewer belts and fewer sheave grooves to deliver the same amount of horsepower.

Applications

Specialty V-belt for a wide variety of heavy-duty, temperature-sensitive applications.

Key features & benefits

- > Wedge profile allows for a smaller drive package and lower operating costs.
- > Premium fiber loading adds strength and cord support.
- > Raw-edge, molded cog and envelope constructions.
- > Optimum wedging action provides maximum torque carrying performance.
- > Heat, ozone and abrasion resistant.
- > Static-conductive** for specialized applications.
- > Operates in a wide ambient temperature range (-40°F to 230°F/-40°C to 110°C).
- > EPDM construction (cut-edge cogged only).

*Temperature range is based upon test data obtained on select belt sizes manufactured from our latest rubber compounds, consistent with standard MIL-B-11040-E, section 3.8.

**Drive conditions and service variables in combination with time in operation can result in a loss of static conductivity. It is recommended that a conductivity check be added to drive preventive maintenance programs where belt static conductivity is a requirement.

Metric Belts

Cross Sections and Lengths Available

XPZ*

| Part # | Datum Length (in.) | Part # | Datum Length (in.) | Part # | Datum Length (in.) |
|---------|--------------------|---------|--------------------|---------|--------------------|
| XPZ0487 | 19.17 | XPZ1060 | 41.73 | XPZ1650 | 64.96 |
| XPZ0512 | 20.16 | XPZ1077 | 42.40 | XPZ1662 | 65.43 |
| XPZ0562 | 22.13 | XPZ1087 | 42.80 | XPZ1687 | 66.42 |
| XPZ0587 | 23.11 | XPZ1112 | 43.78 | XPZ1700 | 66.93 |
| XPZ0612 | 24.09 | XPZ1120 | 44.09 | XPZ1737 | 68.39 |
| XPZ0630 | 24.80 | XPZ1137 | 44.76 | XPZ1750 | 68.90 |
| XPZ0637 | 25.08 | XPZ1162 | 45.75 | XPZ1762 | 69.37 |
| XPZ0662 | 26.06 | XPZ1171 | 46.10 | XPZ1787 | 70.35 |
| XPZ0670 | 26.38 | XPZ1180 | 46.46 | XPZ1800 | 70.87 |
| XPZ0687 | 27.05 | XPZ1187 | 46.73 | XPZ1812 | 71.34 |
| XPZ0710 | 27.95 | XPZ1200 | 47.24 | XPZ1837 | 72.32 |
| XPZ0722 | 28.43 | XPZ1202 | 47.32 | XPZ1850 | 72.83 |
| XPZ0737 | 29.02 | XPZ1237 | 48.70 | XPZ1862 | 73.31 |
| XPZ0750 | 29.53 | XPZ1250 | 49.21 | XPZ1887 | 74.29 |
| XPZ0762 | 30.00 | XPZ1262 | 49.69 | XPZ1900 | 74.80 |
| XPZ0787 | 30.98 | XPZ1270 | 50.00 | XPZ1937 | 76.26 |
| XPZ0800 | 31.50 | XPZ1287 | 50.67 | XPZ1950 | 76.77 |
| XPZ0812 | 31.97 | XPZ1312 | 51.65 | XPZ1962 | 77.24 |
| XPZ0825 | 32.48 | XPZ1320 | 51.97 | XPZ1987 | 78.23 |
| XPZ0837 | 32.95 | XPZ1337 | 52.64 | XPZ2000 | 78.74 |
| XPZ0850 | 33.46 | XPZ1362 | 53.62 | XPZ2030 | 79.92 |
| XPZ0862 | 33.94 | XPZ1387 | 54.61 | XPZ2037 | 80.20 |
| XPZ0875 | 34.45 | XPZ1400 | 55.12 | XPZ2060 | 81.10 |
| XPZ0887 | 34.92 | XPZ1412 | 55.59 | XPZ2062 | 81.18 |
| XPZ0900 | 35.43 | XPZ1420 | 55.91 | XPZ2075 | 81.69 |
| XPZ0912 | 35.91 | XPZ1437 | 56.57 | XPZ2087 | 82.17 |
| XPZ0922 | 36.30 | XPZ1450 | 57.09 | XPZ2120 | 83.46 |
| XPZ0925 | 36.42 | XPZ1462 | 57.56 | XPZ2160 | 85.04 |
| XPZ0927 | 36.50 | XPZ1487 | 58.54 | XPZ2187 | 86.10 |
| XPZ0937 | 36.89 | XPZ1500 | 59.06 | XPZ2240 | 88.19 |
| XPZ0950 | 37.40 | XPZ1512 | 59.53 | XPZ2280 | 89.76 |
| XPZ0962 | 37.87 | XPZ1520 | 59.84 | XPZ2287 | 90.04 |
| XPZ0975 | 38.39 | XPZ1527 | 60.12 | XPZ2360 | 92.91 |
| XPZ0987 | 38.86 | XPZ1537 | 60.51 | XPZ2410 | 94.88 |
| XPZ1000 | 39.37 | XPZ1562 | 61.50 | XPZ2487 | 97.91 |
| XPZ1012 | 39.84 | XPZ1587 | 62.48 | XPZ2500 | 98.43 |
| XPZ1024 | 40.31 | XPZ1600 | 62.99 | XPZ2540 | 100.00 |
| XPZ1037 | 40.83 | XPZ1612 | 63.46 | XPZ2650 | 104.33 |
| XPZ1047 | 41.22 | XPZ1637 | 64.45 | XPZ2800 | 110.24 |



*Denotes coq construction. EPDM -40°F to 230°F (-40°C to 110°C) temperature range.

XPA*/SPA

| Part # | Datum Length (in.) | Part # | Datum Length (in.) | Part # | Datum Length (in.) |
|---------|--------------------|---------|--------------------|---------|--------------------|
| XPA0707 | 27.83 | XPA1450 | 57.09 | XPA2082 | 81.97 |
| XPA0732 | 28.82 | XPA1457 | 57.36 | XPA2120 | 83.46 |
| XPA0757 | 29.80 | XPA1482 | 58.35 | XPA2132 | 83.94 |
| XPA0782 | 30.79 | XPA1500 | 59.06 | XPA2182 | 85.91 |
| XPA0850 | 33.46 | XPA1507 | 59.33 | XPA2207 | 86.89 |
| XPA0857 | 33.74 | XPA1525 | 60.04 | XPA2240 | 88.19 |
| XPA0872 | 34.33 | XPA1532 | 60.31 | XPA2282 | 89.84 |
| XPA0882 | 34.72 | XPA1550 | 61.02 | XPA2300 | 90.55 |
| XPA0900 | 35.43 | XPA1557 | 61.30 | XPA2360 | 92.91 |
| XPA0922 | 36.30 | XPA1582 | 62.28 | XPA2432 | 95.75 |
| XPA0982 | 38.66 | XPA1600 | 62.99 | XPA2482 | 97.72 |
| XPA1000 | 39.37 | XPA1607 | 63.27 | XPA2500 | 98.43 |
| XPA1007 | 39.65 | XPA1632 | 64.25 | XPA2532 | 99.69 |
| XPA1032 | 40.63 | XPA1657 | 65.24 | XPA2580 | 101.57 |
| XPA1057 | 41.61 | XPA1682 | 66.22 | XPA2582 | 101.65 |
| XPA1060 | 41.73 | XPA1700 | 66.93 | XPA2607 | 102.64 |
| XPA1082 | 42.60 | XPA1707 | 67.20 | XPA2632 | 103.62 |
| XPA1120 | 44.09 | XPA1732 | 68.19 | XPA2650 | 104.33 |
| XPA1157 | 45.55 | XPA1750 | 68.90 | XPA2682 | 105.59 |
| XPA1180 | 46.46 | XPA1757 | 69.17 | XPA2732 | 107.56 |
| XPA1207 | 47.52 | XPA1782 | 70.16 | XPA2782 | 109.53 |
| XPA1220 | 48.03 | XPA1800 | 70.87 | XPA2800 | 110.24 |
| XPA1232 | 48.50 | XPA1807 | 71.14 | XPA2832 | 111.50 |
| XPA1250 | 49.21 | XPA1832 | 72.13 | XPA2882 | 113.46 |
| XPA1257 | 49.49 | XPA1850 | 72.83 | XPA2900 | 114.17 |
| XPA1282 | 50.47 | XPA1857 | 73.11 | XPA2982 | 117.40 |
| XPA1300 | 51.18 | XPA1882 | 74.09 | XPA3000 | 118.11 |
| XPA1307 | 51.46 | XPA1900 | 74.80 | XPA3150 | 124.02 |
| XPA1320 | 51.97 | XPA1907 | 75.08 | XPA3182 | 125.28 |
| XPA1325 | 52.17 | XPA1932 | 76.06 | XPA3350 | 131.89 |
| XPA1332 | 52.44 | XPA1957 | 77.05 | XPA3382 | 133.15 |
| XPA1357 | 53.43 | XPA1982 | 78.03 | SPA3550 | 139.76 |
| XPA1382 | 54.41 | XPA2000 | 78.74 | SPA3650 | 143.70 |
| XPA1400 | 55.12 | XPA2032 | 80.00 | SPA3882 | 152.83 |
| XPA1407 | 55.39 | XPA2057 | 80.98 | SPA4000 | 157.48 |
| XPA1432 | 56.38 | XPA2060 | 81.10 | SPA4500 | 177.17 |



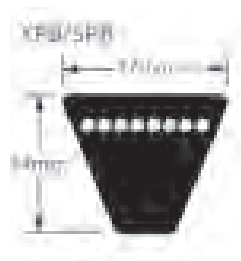
*Denotes cog construction. EPDM -40°F to 230°F (-40°C to 110°C) temperature range.

Metric Belts

Cross Sections and Lengths Available

XPB*/SPB

| Part # | Datum Length (in.) | Part # | Datum Length (in.) | Part # | Datum Length (in.) |
|---------|--------------------|---------|--------------------|---------|--------------------|
| XPB1250 | 49.21 | XPB2240 | 88.19 | XPB3320 | 130.71 |
| XPB1320 | 51.97 | XPB2264 | 89.13 | XPB3340 | 131.50 |
| XPB1340 | 52.76 | XPB2280 | 89.76 | XPB3350 | 131.89 |
| XPB1400 | 55.12 | XPB2300 | 90.55 | XPB3450 | 135.83 |
| XPB1410 | 55.51 | XPB2310 | 90.94 | XPB3550 | 139.76 |
| XPB1450 | 57.09 | XPB2360 | 92.91 | SPB3650 | 143.70 |
| XPB1500 | 59.06 | XPB2410 | 94.88 | SPB3750 | 147.64 |
| XPB1550 | 61.02 | XPB2430 | 95.67 | SPB3800 | 149.61 |
| XPB1600 | 62.99 | XPB2500 | 98.43 | SPB3870 | 152.36 |
| XPB1650 | 64.96 | XPB2530 | 99.61 | SPB4000 | 157.48 |
| XPB1700 | 66.93 | XPB2580 | 101.57 | SPB4250 | 167.32 |
| XPB1778 | 70.00 | XPB2600 | 102.36 | SPB4500 | 177.17 |
| XPB1800 | 70.87 | XPB2650 | 104.33 | SPB4560 | 179.53 |
| XPB1850 | 72.83 | XPB2680 | 105.51 | SPB4620 | 181.89 |
| XPB1900 | 74.80 | XPB2720 | 107.09 | SPB4750 | 187.01 |
| XPB1950 | 76.77 | XPB2800 | 110.24 | SPB4820 | 189.76 |
| XPB2000 | 78.74 | XPB2820 | 111.02 | SPB5000 | 196.85 |
| XPB2020 | 79.53 | XPB2840 | 111.81 | SPB5300 | 208.66 |
| XPB2060 | 81.10 | XPB2900 | 114.17 | SPB5600 | 220.47 |
| XPB2120 | 83.46 | XPB3000 | 118.11 | SPB6000 | 236.22 |
| XPB2150 | 84.65 | XPB3150 | 124.02 | SPB8000 | 314.96 |
| XPB2180 | 85.83 | XPB3170 | 124.80 | SPB9000 | 354.33 |



*Denotes cog construction. EPDM -40°F to 230°F (-40°C to 110°C) temperature range.

XPC*/SPC

| Part # | Datum Length (in.) | Part # | Datum Length (in.) | Part # | Datum Length (in.) |
|---------|--------------------|---------|--------------------|---------|--------------------|
| XPC1047 | 41.22 | XPC3150 | 124.02 | SPC5000 | 196.85 |
| XPC2120 | 83.46 | XPC3350 | 131.89 | SPC5300 | 208.66 |
| XPC2240 | 88.19 | XPC3550 | 139.76 | SPC5600 | 220.47 |
| XPC2360 | 92.91 | SPC3750 | 147.64 | SPC6000 | 236.22 |
| XPC2500 | 98.43 | SPC4000 | 157.48 | SPC6700 | 263.78 |
| XPC2650 | 104.33 | SPC4250 | 167.32 | SPC7100 | 279.53 |
| XPC2800 | 110.24 | SPC4500 | 177.17 | SPC7500 | 295.28 |
| XPC3000 | 118.11 | SPC4750 | 187.01 | SPC8000 | 314.96 |



*Denotes cog construction. EPDM -40°F to 230°F (-40°C to 110°C) temperature range.

Hex Belts

Dependable power from both sides

Hex belts, also known as double V-belts, are designed for use on drives with one or more reverse bends. They usually transmit power from both sides of the belt.



Part Number: BB75

| | |
|-----------|---|
| BB | B section double Classical profile 0.66 in. center width |
| 75 | Approximate 75 in. inside length |

To meet the multiple-bend and dual-power requirements, we build Hex belts with rugged Vytacord® tension members. They deliver maximum strength with minimum elongation. They also work with all the other quality materials that are a part of our Hex belts to deliver maximum performance over a long, trouble-free life.

Hex belts are available in AA, BB and CC cross sections. A special Dry Can Hex construction is available with a special deep CC cross section designated CCP.

Applications

Used on drives having one or more reverse bends and usually where power must be transmitted to or from the belt in both the usual and reverse positions.

- › Lawn and garden equipment
- › Agitators
- › Conveyors
- › Mixers
- › Mule drives
- › Crushers

Key features & benefits

- › Dual-sided Classical profile.
- › High-strength Vytacord® tensile members.
- › Engineered rubber compound-impregnated envelope.
- › Engineered rubber cushion and insulation.
- › Oil, heat, ozone and abrasion resistant.
- › Static conductive.*

To learn more, visit www.contitech.us.

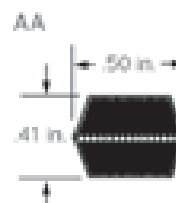
*Drive conditions and service variables in combination with time in operation can result in a loss of static conductivity. It is recommended that a conductivity check be added to drive preventive maintenance programs where belt static conductivity is a requirement.

Hex Belts

Cross Sections and Lengths Available


AA

| Part # | Approx. Outside Length (in.) | Part # | Approx. Outside Length (in.) | Part # | Approx. Outside Length (in.) |
|--------|------------------------------|--------|------------------------------|--------|------------------------------|
| AA51 | 54.4 | AA70 | 73.4 | AA96 | 99.4 |
| AA55 | 58.4 | AA75 | 78.4 | AA105 | 108.4 |
| AA60 | 63.4 | AA80 | 83.4 | AA112 | 115.4 |
| AA64 | 67.4 | AA85 | 88.4 | AA120 | 123.4 |
| AA66 | 69.4 | AA90 | 93.4 | AA128 | 131.4 |
| AA68 | 71.4 | AA92 | 95.4 | | |



BB

| Part # | Approx. Outside Length (in.) | Part # | Approx. Outside Length (in.) | Part # | Approx. Outside Length (in.) |
|--------|------------------------------|--------|------------------------------|--------|------------------------------|
| BB35 | 39.6 | BB96 | 100.6 | BB162 | 166.6 |
| BB38 | 42.6 | BB97 | 101.6 | BB168 | 172.6 |
| BB42 | 46.6 | BB103 | 107.6 | BB169 | 173.6 |
| BB43 | 47.6 | BB105 | 109.6 | BB173 | 177.6 |
| BB45 | 49.6 | BB107 | 111.6 | BB180 | 184.6 |
| BB46 | 50.6 | BB108 | 112.6 | BB182 | 186.6 |
| BB53 | 57.6 | BB111 | 115.6 | BB190 | 194.6 |
| BB55 | 59.6 | BB112 | 116.6 | BB195 | 199.6 |
| BB60 | 64.6 | BB116 | 120.6 | BB210 | 214.6 |
| BB64 | 68.6 | BB117 | 121.6 | BB225 | 228.1 |
| BB68 | 72.6 | BB118 | 122.6 | BB226 | 229.1 |
| BB71 | 75.6 | BB120 | 124.6 | BB228 | 231.1 |
| BB72 | 76.6 | BB122 | 126.6 | BB230 | 233.1 |
| BB73 | 77.6 | BB123 | 127.6 | BB240 | 243.1 |
| BB74 | 78.6 | BB124 | 128.6 | BB255 | 258.1 |
| BB75 | 79.6 | BB128 | 132.6 | BB267 | 270.1 |
| BB81 | 85.6 | BB129 | 133.6 | BB270 | 273.1 |
| BB83 | 87.6 | BB130 | 134.6 | BB273 | 276.1 |
| BB85 | 89.6 | BB136 | 140.6 | BB277 | 280.1 |
| BB90 | 94.6 | BB140 | 144.6 | BB278 | 281.1 |
| BB92 | 96.6 | BB144 | 148.6 | BB285 | 288.1 |
| BB93 | 97.6 | BB155 | 159.6 | BB300 | 308.1 |
| BB94 | 98.6 | BB158 | 162.6 | | |




CC

| Part # | Approx. Outside Length (in.) | Part # | Approx. Outside Length (in.) | Part # | Approx. Outside Length (in.) |
|--------|------------------------------|--------|------------------------------|--------|------------------------------|
| CC75 | 81.4 | CC136 | 142.4 | CC225 | 229.4 |
| CC81 | 87.4 | CC144 | 150.4 | CC240 | 244.4 |
| CC85 | 91.4 | CC148 | 154.4 | CC255 | 259.4 |
| CC90 | 96.4 | CC158 | 164.4 | CC270 | 274.4 |
| CC96 | 102.4 | CC162 | 168.4 | CC300 | 304.4 |
| CC105 | 111.4 | CC173 | 179.4 | CC330 | 334.4 |
| CC112 | 118.4 | CC180 | 186.4 | CC360 | 364.4 |
| CC120 | 126.4 | CC195 | 201.4 | CC390 | 394.4 |
| CC128 | 134.4 | CC210 | 216.4 | CC420 | 424.4 |



CCP

| Part # | Approx. Outside Length (in.) | Part # | Approx. Outside Length (in.) | Part # | Approx. Outside Length (in.) |
|--------|------------------------------|--------|------------------------------|--------|------------------------------|
| CCP240 | 244.9 | CCP450 | 454.9 | CCP670 | 674.9 |
| CCP255 | 259.9 | CCP470 | 474.9 | CCP680 | 684.9 |
| CCP270 | 274.9 | CCP480 | 484.9 | CCP700 | 704.9 |
| CCP300 | 304.9 | CCP540 | 544.9 | CCP720 | 724.9 |
| CCP330 | 334.9 | CCP550 | 554.9 | CCP750 | 754.9 |
| CCP360 | 364.9 | CCP578 | 582.9 | CCP780 | 784.9 |
| CCP390 | 394.9 | CCP600 | 604.9 | CCP800 | 804.9 |
| CCP408 | 412.9 | CCP640 | 644.9 | CCP840 | 844.9 |
| CCP420 | 424.9 | CCP660 | 664.9 | CCP900 | 904.9 |



Insta-Power® (Aramid Classical) Belts

Built for strength and endurance

Every element of the Insta-Power® belt is designed to deliver premium, long-life performance in demanding outdoor power equipment service. Insta-Power® belts are engineered to take the abuse of repeated sudden shock loads, tolerate high ambient temperatures and resist the damaging effects of oil and dust.



Part Number: 84310

84 Top width designation: 84 denotes 4/8 in. top width
31 Length in in.
0 Tenths of an in.
 A29F – equivalent Classical size

The fabric cover on Insta-Power® belts is impregnated with our exclusive engineered rubber compound for high-wear, abrasion and oil resistance. It also resists drying and cracking, even at high temperatures. The compression section is specially compounded to provide the excellent flexibility required for a wide variety of high-stress drives. The load carrying tensile members are high-strength aramid cable cord with proven reliability in lawn and garden applications.

Applications

Delivers high-performance consistently in lawn and garden drives up to 20 horsepower. Also ideal for other power equipment where reverse bend idlers, misalignment and quarter-turn drives cause ordinary belts to fail.

Key features & benefits

- › Aramid Classical profile construction.
- › High-strength aramid tensile members.
- › Engineered rubber cushion compound.
- › Premium envelope construction.
- › Triple part number branding (Insta-Power®, Classical and Fraction horsepower).
- › Oil, heat, ozone and abrasion resistant.
- › Static conductive.*

Cross Sections and Lengths Available

For sizes not listed, contact ContiTech customer service for construction.



83 (3/8 in.) - 3L Section

Insta-Power® Part

| | | | |
|---------|---------|---------|--------|
| 83170* | 83255* | 83350 | 83450 |
| 83180* | 83260 | 83360 | 83460* |
| 83190 | 83270 | 83370** | 83470* |
| 83200 | 83280 | 83375* | 83480* |
| 83210 | 83290** | 83380 | 83490* |
| 83220** | 83295* | 83390 | 83500 |
| 83225** | 83300 | 83400 | 83510* |
| 83230** | 83310 | 83410 | 83560* |
| 83235** | 83315 | 83415* | 83570 |
| 83240 | 83320 | 83420 | 83610* |
| 83245** | 83330 | 83430 | |
| 83250 | 83340 | 83440 | |

*Minimum mandrels apply.

**Cut-edge construction.

*Drive conditions and service variables in combination with time in operation can result in a loss of static conductivity. It is recommended that a conductivity check be added to drive preventive maintenance programs where belt static conductivity is a requirement.

Cross Sections and Lengths Available

For sizes not listed, contact ContiTech customer service for construction.

84 (4/8 in.) - A Section or 4L Section

| Insta-Power® Part # | Aramid Classical | Insta-Power® Part # | Aramid Classical | Insta-Power® Part # | Aramid Classical |
|---------------------|------------------|---------------------|------------------|---------------------|------------------|
| 84170* | A15F | 84385 | | 84670 | A65F |
| 84180* | A16F | 84390 | A37F | 84680 | A66F |
| 84190 | A17F | 84400 | A38F | 84690 | A67F |
| 84200 | A18F | 84405* | | 84700 | A68F |
| 84210 | A19F | 84410 | A39F | 84710 | A69F |
| 84220 | A20F | 84415* | | 84720 | A70F |
| 84230 | A21F | 84420 | A40F | 84730 | A71F |
| 84240 | A22F | 84425 | | 84740 | A72F |
| 84250 | A23F | 84430 | A41F | 84750 | A73F |
| 84255 | A23F | 84440 | A42F | 84760 | A74F |
| 84260* | A24F | 84450 | A43F | 84770 | A75F |
| 84270 | A25F | 84460 | A44F | 84780 | A76F |
| 84275 | | 84470 | A45F | 84790 | A77F |
| 84280 | A26F | 84475 | | 84800 | A78F |
| 84285* | | 84480 | A46F | 84810 | A79F |
| 84290 | A27F | 84485* | | 84820 | A80F |
| 84295 | | 84490 | A47F | 84830 | A81F |
| 84300 | A28F | 84500 | A48F | 84840 | A82F |
| 84305 | | 84510 | A49F | 84850 | A83F |
| 84310 | A29F | 84520 | A50F | 84860 | A84F |
| 84315 | | 84530 | A51F | 84870 | A85F |
| 84320 | A30F | 84540 | A52F | 84880 | A86F |
| 84325 | | 84550 | A53F | 84890 | A87F |
| 84330 | A31F | 84560 | A54F | 84900 | A88F |
| 84335 | | 84570 | A55F | 84910 | A89F |
| 84340 | A32F | 84580 | A56F | 84920 | A90F |
| 84345 | | 84590 | A57F | 84930 | A91F |
| 84350 | A33F | 84600 | A58F | 84940 | A92F |
| 84355 | | 84610 | A59F | 84950 | A93F |
| 84360 | A34F | 84620 | A60F | 84960 | A94F |
| 84365 | | 84630 | A61F | 84970 | A95F |
| 84370 | A35F | 84640 | A62F | 84980 | A96F |
| 84375 | | 84650 | A63F | 84990 | A97F |
| 84380 | A36F | 84660 | A64F | 84999 | A98F |



*Minimum mandrels apply.


Insta-Power® (Aramid Classical) Belts

Cross Sections and Lengths Available

For sizes not listed, contact ContiTech customer service for construction.

85 - (5/8 in.)- B Section or 5L Section

| Insta-Power® Part # | Aramid Classical | Insta-Power® Part # | Aramid Classical | Insta-Power® Part # | Aramid Classical |
|---------------------|------------------|---------------------|------------------|---------------------|------------------|
| 85240 | B21F | 85490 | B46F | 85750 | B72F |
| 85250 | B22F | 85500 | B47F | 85760 | B73F |
| 85260 | B23F | 85510 | B48F | 85770 | B74F |
| 85270 | B24F | 85520 | B49F | 85780 | B75F |
| 85280 | B25F | 85530 | B50F | 85790 | B76F |
| 85290 | B26F | 85540 | B51F | 58800 | B77F |
| 85300 | B27F | 85550 | B52F | 85810 | B78F |
| 85310 | B28F | 85560 | B53F | 85820 | B79F |
| 85320 | B29F | 85570 | B54F | 85830 | B80F |
| 85330 | B30F | 85580 | B55F | 85540 | B81F |
| 85335 | | 85590 | B56F | 85850 | B82F |
| 85340 | B31F | 85600 | B57F | 85860 | B83F |
| 85350 | B32F | 85610 | B58F | 85870 | B84F |
| 85360 | B33F | 85620 | B59F | 85880 | B85F |
| 85370 | B34F | 85630 | B60F | 85890 | B86F |
| 85380 | B35F | 85640 | B61F | 85900 | B87F |
| 85390 | B36F | 85650 | B62F | 85910 | B88F |
| 85400 | B37F | 85660 | B63F | 85920 | B89F |
| 85410 | B38F | 85670 | B64F | 85930 | B90F |
| 85420 | B39F | 85680 | B65F | 85940 | B91F |
| 85430 | B40F | 85690 | B66F | 85950 | B92F |
| 85440 | B41F | 85700 | B67F | 85960 | B93F |
| 85450 | B42F | 85710 | B68F | 85970 | B94F |
| 85460 | B43F | 85720 | B69F | 85980* | B95F |
| 85470 | B44F | 85730 | B70F | 85990 | B96F |
| 85480 | B45F | 85740 | B71F | 85999 | B97F |



*Minimum mandrels apply.

87 (7/8 in.) - C Section

| Insta-Power® Part # | Aramid Classical | Insta-Power® Part # | Aramid Classical | Insta-Power® Part # | Aramid Classical |
|---------------------|------------------|---------------------|------------------|---------------------|------------------|
| 87720 | C68F | 87940 | C90F | 871160 | C112F |
| 87790 | C75F | 871000 | C96F | 871240 | C120F |
| 87850 | C81F | 871040 | C100F | 871320 | C128F |
| 87890 | C85F | 871090 | C105F | | |



*Minimum mandrels apply.

FHP V-Belts

Quiet, smooth-running, exceptionally energy efficient

Our FHP V-belts run smoother and quieter, last longer and substantially improve energy efficiency compared to noncogged belts.



Part Number: 4L560

- 4L** 0.50 in. top width
- 560** 56 in. nominal outside length
- Cut-edge, molded cog construction shown

You no longer have to accept the lower energy efficiency associated with envelope belts on fractional horsepower light-duty drives. Advanced V-belt technology has resulted in the development of a cut-edge, molded cog construction which exceeds conventional envelope belts in every performance category except oil resistance confirmed in extensive testing.

In addition, the efficiency of our FHP V-belts offers you the opportunity to achieve full operating power requirements with a lower horsepower drive, reduced energy requirements or both. These considerations can provide highly desirable economic advantages whether you are a drive manufacturer or a drive user.

Cogged for cooler running

The cogged design of our FHP V-belts (standard on 4L and 5L sizes) provides a greater surface area for heat dissipation and allows increased air flow around the belt during operation. These factors help to reduce internal belt temperatures and greatly improve belt life. Of course, the cogged design also improves flexibility, an especially important consideration where minimum or substandard sheave diameters are involved.

Applications

For light-duty fractional horsepower motors. Molded cogs allow for use in applications where the belt is expected to perform around smaller sheave diameters.

- › Shop equipment
- › Light-duty machinery
- › Home appliances
- › Blowers

Low vibration for low noise

Low cross section vibration in rubber-edged, cogged belts reduces noise generation. This allows you to take advantage of the longer life and high efficiency of FHP V-belts in noise-sensitive equipment. But even in typical factory settings, our FHP V-belts contribute to a quieter operating environment.

Key features & benefits

- › Universal Classical profile.
- › Engineered rubber cushion and insulation.
- › Cut-edge, molded and cogged construction.
- › Heat, ozone and abrasion resistant.

Superior efficiency for improved performance

The historic inefficiency of FHP drives can be traced directly to the inability of a relatively large envelope belt to transmit a low-power force efficiently. Transmission loss is especially significant in factories using large numbers of drives and where small diameter sheaves are involved. The aggregate loss can be significant enough to have an adverse effect on equipment performance.

Cogged vs. Noncogged FHP V-Belts (4L Section) Efficiency

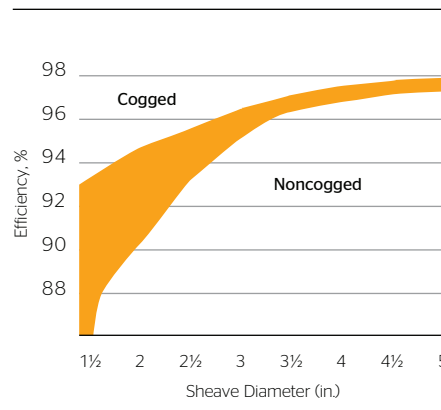


Figure 1

The FHP V-belt's efficiency begins at 93% when used with smaller sheaves and increases dramatically as the sheave diameter increases (Figure 1). Since more of the rated power of the drive is delivered, actual performance nearly matches

FHP V-Belts

Cross Sections and Lengths Available

2L

| Part # | Approx. Outside Length (in.) | Part # | Approx. Outside Length (in.) | Part # | Approx. Outside Length (in.) |
|--------|------------------------------|--------|------------------------------|--------|------------------------------|
| 2L120 | 12 | 2L190 | 19 | 2L300 | 30 |
| 2L140 | 14 | 2L200 | 20 | 2L310 | 31 |
| 2L150 | 15 | 2L220 | 22 | 2L320 | 32 |
| 2L160 | 16 | 2L240 | 24 | | |
| 2L180 | 18 | 2L260 | 26 | | |



3L

| Part # | Approx. Outside Length (in.) | Part # | Approx. Outside Length (in.) | Part # | Approx. Outside Length (in.) |
|--------|------------------------------|--------|------------------------------|--------|------------------------------|
| 3L120 | 12 | 3L320 | 32 | 3L530 | 53 |
| 3L130 | 13 | 3L330 | 33 | 3L540 | 54 |
| 3L140 | 14 | 3L340 | 34 | 3L550 | 55 |
| 3L150 | 15 | 3L350 | 35 | 3L560 | 56 |
| 3L160 | 16 | 3L360 | 36 | 3L570 | 57 |
| 3L170 | 17 | 3L370 | 37 | 3L580 | 58 |
| 3L180 | 18 | 3L380 | 38 | 3L590 | 59 |
| 3L190 | 19 | 3L390 | 39 | 3L600 | 60 |
| 3L200 | 20 | 3L400 | 40 | 3L610 | 61 |
| 3L210 | 21 | 3L420 | 42 | 3L620 | 62 |
| 3L220 | 22 | 3L430 | 43 | 3L630 | 63 |
| 3L230 | 23 | 3L440 | 44 | 3L640 | 64 |
| 3L240 | 24 | 3L450 | 45 | 3L650 | 65 |
| 3L250 | 25 | 3L460 | 46 | 3L660 | 66 |
| 3L260 | 26 | 3L470 | 47 | 3L670 | 67 |
| 3L270 | 27 | 3L480 | 48 | 3L690 | 69 |
| 3L280 | 28 | 3L490 | 49 | 3L730 | 73 |
| 3L290 | 29 | 3L500 | 50 | 3L740 | 74 |
| 3L300 | 30 | 3L510 | 51 | 3L760 | 76 |
| 3L310 | 31 | 3L520 | 52 | | |




4L

| Part # | Approx. Outside Length (in.) | Part # | Approx. Outside Length (in.) | Part # | Approx. Outside Length (in.) |
|--------|------------------------------|--------|------------------------------|--------|------------------------------|
| 4L150 | 15 | 4L300 | 30 | 4L460 | 46 |
| 4L160 | 16 | 4L320 | 32 | 4L470 | 47 |
| 4L170 | 17 | 4L330 | 33 | 4L480 | 48 |
| 4L180 | 18 | 4L340 | 34 | 4L490 | 49 |
| 4L190 | 19 | 4L350 | 35 | 4L500 | 50 |
| 4L200 | 20 | 4L360 | 36 | 4L510 | 51 |
| 4L210 | 21 | 4L370 | 37 | 4L520 | 52 |
| 4L220 | 22 | 4L380 | 38 | 4L530 | 53 |
| 4L230 | 23 | 4L390 | 39 | 4L540 | 54 |
| 4L240 | 24 | 4L400 | 40 | 4L550 | 55 |
| 4L250 | 25 | 4L410 | 41 | 4L560 | 56 |
| 4L260 | 26 | 4L420 | 42 | 4L570 | 57 |
| 4L270 | 27 | 4L430 | 43 | 4L580 | 58 |
| 4L280 | 28 | 4L440 | 44 | 4L590 | 59 |
| 4L290 | 29 | 4L450 | 45 | 4L600 | 60 |



5L

| Part # | Approx. Outside Length (in.) | Part # | Approx. Outside Length (in.) | Part # | Approx. Outside Length (in.) |
|--------|------------------------------|--------|------------------------------|--------|------------------------------|
| 5L230 | 23 | 5L360 | 36 | 5L490 | 49 |
| 5L240 | 24 | 5L370 | 37 | 5L500 | 50 |
| 5L250 | 25 | 5L380 | 38 | 5L510 | 51 |
| 5L260 | 26 | 5L390 | 39 | 5L520 | 52 |
| 5L270 | 27 | 5L400 | 40 | 5L530 | 53 |
| 5L280 | 28 | 5L410 | 41 | 5L540 | 54 |
| 5L290 | 29 | 5L420 | 42 | 5L550 | 55 |
| 5L300 | 30 | 5L430 | 43 | 5L560 | 56 |
| 5L310 | 31 | 5L440 | 44 | 5L570 | 57 |
| 5L320 | 32 | 5L450 | 45 | 5L580 | 58 |
| 5L330 | 33 | 5L460 | 46 | 5L590 | 59 |
| 5L340 | 34 | 5L470 | 47 | 5L600 | 60 |
| 5L350 | 35 | 5L480 | 48 | | |



Open End V-Belting

The ideal solution for problem applications and emergency replacements

ContiTech Open End V-belting is the perfect answer for applications where endless V-belts are difficult or impossible to install. It also serves as an ideal emergency replacement when the exact length of endless belt is not readily available.



Part Number: B-Open End

B 0.66 in. top width - Classical profile
Available roll lengths (see chart below)

Open End V-belting will operate in any drive as long as ARPM standard sheave dimensions are observed and the recommended maximum speed of 3,500 feet per minute is not exceeded. It is not recommended as a permanent substitute for endless V-belts except on drives where standard belts cannot be installed.

Horsepower ratings

The horsepower ratings for fastened Open End V-belts are approximately 30% of published horsepower ratings for ContiTech standard multiple V-belts.

Note: Because of differences in the elongation characteristics and variations in cross section dimensions, Open End V-belts and Endless V-belts should not be used together on multiple drives.

Applications

Ideal solution for temporary replacement in emergency situations or for long center drives. They can be used on all types of industrial applications.

Key features & benefits

- > Universal Classical profile.
- > Multiple-ply, square-woven fabric tension members.
- > Oil, heat, ozone and abrasion resistant.
- > Easy installation with spliced ends.
- > Static conductive.*

Regular Construction

A Section

B Section

C Section

D Section

Roll Lot: Either 250 ft. (maximum 2 pieces) or 500 ft. (maximum 3 pieces) approximate rolls. *D* section available only in 250 ft. (maximum 2 pieces) approximate rolls.

To learn more, visit www.contitech.us.

*Drive conditions and service variables in combination with time in operation can result in a loss of static conductivity. It is recommended that a conductivity check be added to drive preventive maintenance

Metal Sheaves and Pulleys

Available Parts



Part Number: 3V3.0-2-JA

- 3V** Cross section
- 3.0** 3 in. pulley diameter
- 2** 2 grooves per teeth
- JA** Bushing

3V Narrow (Ultra-V) Sheaves

| Part # | SAP # | Weight* | Part # | SAP # | Weight* | Part # | SAP # | Weight* |
|-------------|----------|---------|--------------|----------|---------|--------------|----------|---------|
| 3V2.2-1-JA | 20180540 | 0.6 | 3V4.5-4-SDS | 20180591 | 3.5 | 3V6.0-6-SK | 20180630 | 9.2 |
| 3V2.2-2-JA | 20180541 | 0.7 | 3V4.75-1-SH | 20180593 | 2.6 | 3V6.0-8-SK | 20180631 | 10.8 |
| 3V2.35-1-JA | 20180542 | 0.8 | 3V4.75-2-SH | 20180594 | 3.2 | 3V6.0-10-SK | 20180624 | 12.4 |
| 3V2.35-2-JA | 20180543 | 1.0 | 3V4.75-3-SDS | 20180595 | 3.6 | 3V6.5-1-SH | 20180633 | 4.0 |
| 3V2.5-1-JA | 20180544 | 0.9 | 3V4.75-4-SDS | 20180596 | 4.1 | 3V6.5-2-SDS | 20180634 | 4.8 |
| 3V2.5-2-JA | 20180545 | 1.1 | 3V4.75-5-SDS | 20180597 | 4.7 | 3V6.5-3-SDS | 20180635 | 5.8 |
| 3V2.5-3-JA | 20180546 | 1.4 | 3V4.75-6-SK | 20180598 | 5.2 | 3V6.5-4-SK | 20180636 | 9.3 |
| 3V2.65-1-JA | 20180547 | 0.6 | 3V4.75-8-SK | 20180599 | 6.4 | 3V6.5-5-SK | 20180637 | 10.1 |
| 3V2.65-2-JA | 20180548 | 0.8 | 3V4.75-10-SK | 20180592 | 7.6 | 3V6.5-6-SK | 20180638 | 10.9 |
| 3V2.65-3-JA | 20180549 | 1.1 | 3V5.0-1-SH | 20180601 | 2.9 | 3V6.5-8-SK | 20180639 | 12.6 |
| 3V2.65-4-JA | 20180550 | 1.4 | 3V5.0-2-SH | 20180602 | 3.6 | 3V6.5-10-SK | 20180632 | 14.2 |
| 3V2.8-1-JA | 20180551 | 0.7 | 3V5.0-3-SDS | 20180603 | 4.1 | 3V6.9-1-SH | 20180641 | 3.3 |
| 3V2.8-2-JA | 20180552 | 1.0 | 3V5.0-4-SDS | 20180604 | 4.6 | 3V6.9-2-SDS | 20180642 | 5.5 |
| 3V2.8-3-JA | 20180553 | 1.3 | 3V5.0-5-SDS | 20180605 | 5.2 | 3V6.9-3-SDS | 20180643 | 6.4 |
| 3V2.8-4-JA | 20180554 | 1.6 | 3V5.0-6-SK | 20180606 | 6.0 | 3V6.9-4-SK | 20180644 | 10.9 |
| 3V3.0-1-JA | 20180562 | 0.8 | 3V5.0-8-SK | 20180607 | 7.3 | 3V6.9-5-SK | 20180645 | 11.6 |
| 3V3.0-2-JA | 20180563 | 1.2 | 3V5.0-10-SK | 20180600 | 8.5 | 3V6.9-6-SK | 20180646 | 12.5 |
| 3V3.0-3-SH | 20180564 | 1.6 | 3V5.3-1-SH | 20180609 | 3.1 | 3V6.9-8-SK | 20180647 | 14.3 |
| 3V3.0-4-SH | 20180565 | 1.9 | 3V5.3-2-SH | 20180610 | 4.1 | 3V6.9-10-SK | 20180640 | 16.1 |
| 3V3.15-1-JA | 20180566 | 0.9 | 3V5.3-3-SDS | 20180611 | 4.6 | 3V8.0-1-SDS | 20180649 | 4.4 |
| 3V3.15-2-JA | 20180567 | 1.4 | 3V5.3-4-SDS | 20180612 | 5.1 | 3V8.0-2-SDS | 20180650 | 5.4 |
| 3V3.15-3-SH | 20180568 | 2.0 | 3V5.3-5-SK | 20180613 | 6.2 | 3V8.0-3-SK | 20180651 | 8.6 |
| 3V3.15-4-SH | 20180569 | 2.3 | 3V5.3-6-SK | 20180614 | 6.9 | 3V8.0-4-SK | 20180652 | 10.1 |
| 3V3.35-1-JA | 20180570 | 1.1 | 3V5.3-8-SK | 20180615 | 8.3 | 3V8.0-5-SK | 20180653 | 11.6 |
| 3V3.35-2-SH | 20180571 | 1.3 | 3V5.3-10-SK | 20180608 | 9.6 | 3V8.0-6-SK | 20180655 | 12.7 |
| 3V3.35-3-SH | 20180572 | 1.7 | 3V5.6-1-SH | 20180617 | 3.5 | 3V8.0-8-SF | 20180656 | 19.0 |
| 3V3.35-4-SH | 20180573 | 2.2 | 3V5.6-2-SH | 20180618 | 4.6 | 3V8.0-10-SF | 20180648 | 21.2 |
| 3V3.65-1-SH | 20180574 | 1.4 | 3V5.6-3-SDS | 20180619 | 5.2 | 3V10.6-1-SDS | 20180517 | 7.1 |
| 3V3.65-2-SH | 20180575 | 1.7 | 3V5.6-4-SDS | 20180620 | 5.7 | 3V10.6-2-SK | 20180518 | 11.1 |
| 3V3.65-3-SH | 20180576 | 2.3 | 3V5.6-5-SK | 20180621 | 7.1 | 3V10.6-3-SK | 20180519 | 12.7 |
| 3V3.65-4-SH | 20180577 | 2.9 | 3V5.6-6-SK | 20180622 | 7.8 | 3V10.6-4-SK | 20180520 | 15.3 |
| 3V4.12-1-SH | 20180584 | 1.9 | 3V5.6-8-SK | 20180623 | 9.3 | 3V10.6-5-SK | 20180521 | 16.9 |
| 3V4.12-2-SH | 20180585 | 2.2 | 3V5.6-10-SK | 20180616 | 10.7 | 3V10.6-6-SF | 20180522 | 19.1 |
| 3V4.12-3-SH | 20180586 | 2.7 | 3V6.0-1-SH | 20180625 | 3.5 | 3V10.6-8-SF | 20180523 | 22.2 |
| 3V4.12-4-SH | 20180587 | 3.2 | 3V6.0-2-SH | 20180626 | 4.5 | 3V10.6-10-E | 20180516 | 33.2 |
| 3V4.5-1-SH | 20180588 | 2.3 | 3V6.0-3-SDS | 20180627 | 6.1 | 3V14.0-1-SK | 20180525 | 12.4 |
| 3V4.5-2-SH | 20180589 | 2.8 | 3V6.0-4-SK | 20180628 | 7.8 | 3V14.0-2-SK | 20180526 | 15.4 |
| 3V4.5-3-SDS | 20180590 | 3.1 | 3V6.0-5-SK | 20180629 | 8.5 | | | |

*Weight does not include bushing and is approximate.

continued on page 114

Metal Sheaves and Pulleys

Available Parts

3V Narrow (Ultra-V) Sheaves (continued)

| Part # | SAP # | Weight* | Part # | SAP # | Weight* | Part # | SAP # | Weight* |
|-------------|----------|---------|-------------|----------|---------|-------------|----------|---------|
| 3V14.0-3-SK | 20180527 | 19.1 | 3V19.0-4-SF | 20180536 | 36.3 | 3V25.0-6-E | 20180560 | 77.7 |
| 3V14.0-4-SK | 20180528 | 22.1 | 3V19.0-5-SF | 20180537 | 43.1 | 3V25.0-8-E | 20180561 | 92.5 |
| 3V14.0-5-SF | 20180529 | 26.7 | 3V19.0-6-E | 20180538 | 49.6 | 3V25.0-10-F | 20180555 | 115.8 |
| 3V14.0-6-SF | 20180530 | 28.9 | 3V19.0-8-E | 20180539 | 61.6 | 3V33.5-3-SF | 20180579 | 70.8 |
| 3V14.0-8-E | 20180531 | 43.4 | 3V19.0-10-E | 20180532 | 70.7 | 3V33.5-4-E | 20180580 | 99.4 |
| 3V14.0-10-E | 20180524 | 47.8 | 3V25.0-2-SF | 20180556 | 37.7 | 3V33.5-5-E | 20180581 | 105.8 |
| 3V19.0-1-SK | 20180533 | 18.6 | 3V25.0-3-SF | 20180557 | 42.0 | 3V33.5-6-E | 20180582 | 122.0 |
| 3V19.0-2-SK | 20180534 | 22.2 | 3V25.0-4-SF | 20180558 | 55.3 | 3V33.5-8-F | 20180583 | 144.4 |
| 3V19.0-3-SF | 20180535 | 33.3 | 3V25.0-5-E | 20180559 | 66.1 | 3V33.5-10-F | 20180578 | 178.1 |

*Weight does not include bushing and is approximate.

5V Narrow (Ultra-V) Sheaves

| Part # | SAP # | Weight* | Part # | SAP # | Weight* | Part # | SAP # | Weight* |
|--------------|----------|---------|------------|----------|---------|-------------|----------|---------|
| 5V4.4-2-SH | 20180815 | 3.3 | 5V6.3-6-SK | 20180858 | 13.8 | 5V8.5-7-E | 20180893 | 28.8 |
| 5V4.4-3-SDS | 20180816 | 4.2 | 5V6.7-2-SK | 20180859 | 9.0 | 5V8.5-8-E | 20180894 | 31.2 |
| 5V4.4-4-SD | 20180817 | 5.2 | 5V6.7-3-SK | 20180860 | 10.7 | 5V8.5-9-E | 20180895 | 33.7 |
| 5V4.4-5-SD | 20180818 | 6.2 | 5V6.7-4-SK | 20180861 | 12.3 | 5V8.5-10-E | 20180887 | 36.1 |
| 5V4.4-6-SD | 20180819 | 7.1 | 5V6.7-5-SF | 20180862 | 13.6 | 5V9.0-2-SK | 20180897 | 13.4 |
| 5V4.65-2-SDS | 20180820 | 3.4 | 5V6.7-6-SF | 20180863 | 15.2 | 5V9.0-3-SF | 20180898 | 20.3 |
| 5V4.65-3-SDS | 20180821 | 4.8 | 5V7.1-2-SK | 20180864 | 10.4 | 5V9.0-4-E | 20180899 | 24.6 |
| 5V4.65-4-SD | 20180822 | 6.0 | 5V7.1-3-SF | 20180865 | 11.8 | 5V9.0-5-E | 20180900 | 27.2 |
| 5V4.65-5-SD | 20180823 | 7.0 | 5V7.1-4-SF | 20180866 | 13.6 | 5V9.0-6-E | 20180901 | 29.8 |
| 5V4.65-6-SD | 20180824 | 8.0 | 5V7.1-5-SF | 20180867 | 15.4 | 5V9.0-7-E | 20180902 | 32.4 |
| 5V4.9-2-SDS | 20180825 | 3.8 | 5V7.1-6-SF | 20180868 | 17.3 | 5V9.0-8-E | 20180903 | 35.0 |
| 5V4.9-3-SDS | 20180826 | 4.9 | 5V7.1-7-SF | 20180869 | 19.1 | 5V9.0-9-E | 20180904 | 37.6 |
| 5V4.9-4-SD | 20180827 | 6.6 | 5V7.1-8-SF | 20180870 | 21.0 | 5V9.0-10-F | 20180896 | 44.5 |
| 5V4.9-5-SD | 20180828 | 7.6 | 5V7.5-2-SK | 20180871 | 12.0 | 5V9.25-2-SK | 20180906 | 13.7 |
| 5V4.9-6-SD | 20180829 | 8.6 | 5V7.5-3-SF | 20180872 | 13.6 | 5V9.25-3-SF | 20180907 | 17.4 |
| 5V5.2-2-SDS | 20180830 | 4.4 | 5V7.5-4-SF | 20180873 | 15.7 | 5V9.25-4-E | 20180908 | 25.9 |
| 5V5.2-3-SDS | 20180831 | 5.6 | 5V7.5-5-SF | 20180874 | 17.8 | 5V9.25-5-E | 20180909 | 28.5 |
| 5V5.2-4-SD | 20180832 | 7.6 | 5V7.5-6-SF | 20180875 | 19.9 | 5V9.25-6-E | 20180910 | 31.0 |
| 5V5.2-5-SD | 20180833 | 8.8 | 5V7.5-7-SF | 20180876 | 22.0 | 5V9.25-7-E | 20180911 | 33.5 |
| 5V5.2-6-SD | 20180834 | 9.9 | 5V7.5-8-SF | 20180877 | 24.1 | 5V9.25-8-F | 20180912 | 41.3 |
| 5V5.5-2-SDS | 20180835 | 5.1 | 5V8.0-2-SK | 20180879 | 13.9 | 5V9.25-9-F | 20180913 | 43.8 |
| 5V5.5-3-SDS | 20180836 | 6.4 | 5V8.0-3-SF | 20180880 | 15.7 | 5V9.25-10-F | 20180905 | 46.4 |
| 5V5.5-4-SD | 20180837 | 8.7 | 5V8.0-4-E | 20180881 | 18.6 | 5V9.75-2-SK | 20180915 | 12.6 |
| 5V5.5-5-SD | 20180838 | 10.0 | 5V8.0-5-E | 20180882 | 20.9 | 5V9.75-3-SF | 20180916 | 19.7 |
| 5V5.5-6-SD | 20180839 | 11.3 | 5V8.0-6-E | 20180883 | 23.1 | 5V9.75-4-E | 20180917 | 29.2 |
| 5V5.9-2-SDS | 20180840 | 5.8 | 5V8.0-7-E | 20180884 | 25.4 | 5V9.75-5-E | 20180918 | 31.9 |
| 5V5.9-3-SDS | 20180841 | 7.3 | 5V8.0-8-E | 20180885 | 27.7 | 5V9.75-6-E | 20180919 | 34.6 |
| 5V5.9-4-SD | 20180842 | 10.0 | 5V8.0-9-E | 20180886 | 30.0 | 5V9.75-7-E | 20180920 | 37.2 |
| 5V5.9-5-SK | 20180843 | 10.6 | 5V8.0-10-E | 20180878 | 32.2 | 5V9.75-8-F | 20180921 | 46.6 |
| 5V5.9-6-SK | 20180844 | 12.0 | 5V8.5-2-SK | 20180888 | 12.2 | 5V9.75-9-F | 20180922 | 49.3 |
| 5V6.3-2-SK | 20180854 | 7.6 | 5V8.5-3-SF | 20180889 | 17.9 | 5V9.75-10-F | 20180914 | 52.0 |
| 5V6.3-3-SK | 20180855 | 9.2 | 5V8.5-4-E | 20180890 | 21.5 | 5V10.3-2-SK | 20180658 | 13.7 |
| 5V6.3-4-SK | 20180856 | 10.7 | 5V8.5-5-E | 20180891 | 23.9 | 5V10.3-3-SF | 20180659 | 20.7 |
| 5V6.3-5-SK | 20180857 | 12.3 | 5V8.5-6-E | 20180892 | 26.4 | 5V10.3-4-E | 20180660 | 27.1 |

5V Narrow (Ultra-V) Sheaves (continued)

| Part # | SAP # | Weight* | Part # | SAP # | Weight* | Part # | SAP # | Weight* |
|-------------|----------|---------|-------------|----------|---------|-------------|----------|---------|
| 5V10.3-5-E | 20180661 | 30.4 | 5V13.2-6-F | 20180717 | 59.2 | 5V21.2-7-J | 20180773 | 115.3 |
| 5V10.3-6-E | 20180662 | 33.7 | 5V13.2-7-F | 20180719 | 63.5 | 5V21.2-8-J | 20180774 | 122.9 |
| 5V10.3-7-F | 20180664 | 50.1 | 5V13.2-8-F | 20180720 | 67.5 | 5V21.2-9-J | 20180775 | 130.0 |
| 5V10.3-8-F | 20180665 | 53.0 | 5V13.2-9-F | 20180722 | 73.6 | 5V21.2-10-J | 20180766 | 143.5 |
| 5V10.3-9-F | 20180666 | 55.9 | 5V13.2-10-J | 20180711 | 83.0 | 5V23.6-2-E | 20180778 | 54.8 |
| 5V10.3-10-F | 20180657 | 58.9 | 5V14.0-2-SF | 20180724 | 22.9 | 5V23.6-3-E | 20180779 | 69.1 |
| 5V10.9-2-SK | 20180668 | 14.5 | 5V14.0-3-E | 20180725 | 31.6 | 5V23.6-4-F | 20180780 | 87.9 |
| 5V10.9-3-SF | 20180669 | 19.4 | 5V14.0-4-E | 20180726 | 37.9 | 5V23.6-5-F | 20180781 | 101.6 |
| 5V10.9-4-E | 20180670 | 29.1 | 5V14.0-5-E | 20180727 | 42.3 | 5V23.6-6-J | 20180782 | 117.5 |
| 5V10.9-5-E | 20180671 | 32.7 | 5V14.0-6-F | 20180728 | 64.2 | 5V23.6-7-J | 20180784 | 125.8 |
| 5V10.9-6-E | 20180672 | 36.2 | 5V14.0-7-F | 20180730 | 68.7 | 5V23.6-8-J | 20180785 | 138.7 |
| 5V10.9-7-F | 20180674 | 56.7 | 5V14.0-8-F | 20180731 | 72.9 | 5V23.6-9-J | 20180786 | 149.2 |
| 5V10.9-8-F | 20180675 | 59.8 | 5V14.0-9-F | 20180732 | 79.8 | 5V23.6-10-M | 20180776 | 211.1 |
| 5V10.9-9-F | 20180676 | 62.9 | 5V14.0-10-J | 20180723 | 89.4 | 5V28.0-2-E | 20180788 | 71.1 |
| 5V10.9-10-F | 20180667 | 65.9 | 5V15.0-2-SF | 20180735 | 24.8 | 5V28.0-3-E | 20180789 | 94.4 |
| 5V11.3-2-SK | 20180679 | 16.3 | 5V15.0-3-E | 20180736 | 35.7 | 5V28.0-4-F | 20180790 | 115.2 |
| 5V11.3-3-SF | 20180680 | 21.2 | 5V15.0-4-E | 20180737 | 40.8 | 5V28.0-5-F | 20180791 | 132.7 |
| 5V11.3-4-E | 20180681 | 33.1 | 5V15.0-5-E | 20180738 | 47.0 | 5V28.0-6-J | 20180792 | 153.1 |
| 5V11.3-5-E | 20180682 | 36.7 | 5V15.0-6-F | 20180739 | 61.7 | 5V28.0-7-J | 20180794 | 165.1 |
| 5V11.3-6-E | 20180683 | 40.9 | 5V15.0-7-F | 20180741 | 66.6 | 5V28.0-8-J | 20180795 | 175.1 |
| 5V11.3-7-F | 20180685 | 62.9 | 5V15.0-8-F | 20180742 | 71.1 | 5V28.0-9-M | 20180796 | 239.1 |
| 5V11.3-8-F | 20180686 | 66.5 | 5V15.0-9-J | 20180744 | 93.6 | 5V28.0-10-M | 20180787 | 249.3 |
| 5V11.3-9-F | 20180687 | 70.1 | 5V15.0-10-J | 20180733 | 93.2 | 5V31.5-3-F | 20180798 | 118.1 |
| 5V11.3-10-F | 20180677 | 73.6 | 5V16.0-2-SF | 20180747 | 27.1 | 5V31.5-4-F | 20180799 | 131.3 |
| 5V11.8-2-SK | 20180690 | 17.1 | 5V16.0-3-E | 20180748 | 38.2 | 5V31.5-5-J | 20180800 | 158.7 |
| 5V11.8-3-SF | 20180691 | 23.7 | 5V16.0-4-E | 20180749 | 44.1 | 5V31.5-6-J | 20180801 | 182.1 |
| 5V11.8-4-E | 20180692 | 34.9 | 5V16.0-5-E | 20180750 | 50.5 | 5V31.5-7-J | 20180803 | 196.2 |
| 5V11.8-5-E | 20180693 | 38.5 | 5V16.0-6-F | 20180751 | 66.0 | 5V31.5-8-M | 20180804 | 261.1 |
| 5V11.8-6-E | 20180694 | 43.5 | 5V16.0-7-F | 20180753 | 72.2 | 5V31.5-9-M | 20180805 | 277.1 |
| 5V11.8-7-F | 20180696 | 53.9 | 5V16.0-8-F | 20180754 | 77.0 | 5V31.5-10-M | 20180797 | 294.5 |
| 5V11.8-8-F | 20180697 | 57.5 | 5V16.0-9-J | 20180755 | 93.1 | 5V37.5-3-F | 20180807 | 151.5 |
| 5V11.8-9-F | 20180699 | 61.1 | 5V16.0-10-J | 20180745 | 98.1 | 5V37.5-4-F | 20180808 | 181.9 |
| 5V11.8-10-F | 20180688 | 64.6 | 5V18.7-2-SF | 20180757 | 36.3 | 5V37.5-5-J | 20180809 | 221.6 |
| 5V12.5-2-SF | 20180702 | 18.9 | 5V18.7-3-E | 20180758 | 47.5 | 5V37.5-6-J | 20180810 | 237.8 |
| 5V12.5-3-E | 20180703 | 28.3 | 5V18.7-4-E | 20180759 | 57.3 | 5V37.5-7-M | 20180812 | 315.0 |
| 5V12.5-4-E | 20180704 | 33.7 | 5V18.7-5-F | 20180760 | 76.5 | 5V37.5-8-M | 20180813 | 331.6 |
| 5V12.5-5-E | 20180705 | 37.5 | 5V18.7-6-F | 20180761 | 83.0 | 5V37.5-9-M | 20180814 | 363.9 |
| 5V12.5-6-F | 20180706 | 54.7 | 5V18.7-7-F | 20180763 | 89.3 | 5V37.5-10-M | 20180806 | 386.4 |
| 5V12.5-7-F | 20180708 | 58.7 | 5V18.7-8-J | 20180764 | 106.3 | 5V50.0-3-F | 20180846 | 222.5 |
| 5V12.5-8-F | 20180709 | 62.4 | 5V18.7-9-J | 20180765 | 112.7 | 5V50.0-4-J | 20180847 | 240.8 |
| 5V12.5-9-F | 20180710 | 66.4 | 5V18.7-10-J | 20180756 | 120.4 | 5V50.0-5-J | 20180848 | 296.8 |
| 5V12.5-10-J | 20180700 | 77.0 | 5V21.2-2-SF | 20180767 | 42.1 | 5V50.0-6-M | 20180849 | 367.5 |
| 5V13.2-2-SF | 20180713 | 20.1 | 5V21.2-3-E | 20180768 | 54.2 | 5V50.0-7-M | 20180851 | 422.1 |
| 5V13.2-3-E | 20180714 | 30.2 | 5V21.2-4-E | 20180769 | 66.5 | 5V50.0-8-M | 20180852 | 472.7 |
| 5V13.2-4-E | 20180715 | 35.8 | 5V21.2-5-F | 20180770 | 87.0 | 5V50.0-9-M | 20180853 | 494.6 |
| 5V13.2-5-E | 20180716 | 39.9 | 5V21.2-6-F | 20180771 | 96.2 | 5V50.0-10-M | 20180845 | 548.3 |

*Weight does not include bushing and is approximate.

Metal Sheaves and Pulleys

Available Parts

8V Narrow (Ultra-V) Sheaves

| Part # | SAP # | Weight* | Part # | SAP # | Weight* | Part # | SAP # | Weight* |
|-------------|----------|---------|-------------|----------|---------|-------------|----------|---------|
| 8V12.5-4-F | 20180925 | 75.0 | 8V18.0-5-J | 20180962 | 131.5 | 8V30.0-6-M | 20180999 | 319.8 |
| 8V12.5-5-F | 20180926 | 82.8 | 8V18.0-6-J | 20180963 | 143.6 | 8V30.0-8-N | 20181000 | 410.9 |
| 8V12.5-6-F | 20180927 | 90.6 | 8V18.0-8-M | 20180964 | 213.4 | 8V30.0-10-N | 20180995 | 505.8 |
| 8V12.5-8-J | 20180928 | 113.0 | 8V18.0-10-M | 20180959 | 248.1 | 8V30.0-12-P | 20180996 | 584.5 |
| 8V12.5-10-J | 20180923 | 132.8 | 8V18.0-12-M | 20180960 | 303.2 | 8V35.5-4-M | 20181003 | 294.6 |
| 8V12.5-12-M | 20180924 | 163.1 | 8V19.0-4-F | 20180967 | 116.7 | 8V35.5-5-M | 20181004 | 356.9 |
| 8V13.2-4-F | 20180931 | 68.0 | 8V19.0-5-J | 20180968 | 142.2 | 8V35.5-6-N | 20181005 | 415.8 |
| 8V13.2-5-F | 20180932 | 77.7 | 8V19.0-6-J | 20180969 | 155.1 | 8V35.5-8-N | 20181006 | 523.9 |
| 8V13.2-6-F | 20180933 | 86.1 | 8V19.0-8-M | 20180970 | 228.7 | 8V35.5-10-P | 20181001 | 618.4 |
| 8V13.2-8-J | 20180934 | 109.1 | 8V19.0-10-M | 20180965 | 266.1 | 8V35.5-12-P | 20181002 | 711.2 |
| 8V13.2-10-J | 20180929 | 132.5 | 8V19.0-12-N | 20180966 | 329.2 | 8V40.0-4-M | 20181009 | 373.0 |
| 8V13.2-12-M | 20180930 | 185.2 | 8V20.0-4-J | 20180973 | 112.3 | 8V40.0-5-M | 20181010 | 406.3 |
| 8V14.0-4-F | 20180937 | 74.0 | 8V20.0-5-J | 20180974 | 151.5 | 8V40.0-6-N | 20181011 | 498.1 |
| 8V14.0-5-F | 20180938 | 84.7 | 8V20.0-6-M | 20180975 | 208.1 | 8V40.0-8-N | 20181012 | 599.7 |
| 8V14.0-6-F | 20180939 | 93.6 | 8V20.0-8-M | 20180976 | 250.6 | 8V40.0-10-P | 20181007 | 730.3 |
| 8V14.0-8-J | 20180940 | 118.1 | 8V20.0-10-M | 20180971 | 283.9 | 8V40.0-12-P | 20181008 | 821.9 |
| 8V14.0-10-J | 20180935 | 144.9 | 8V20.0-12-N | 20180972 | 350.4 | 8V44.5-4-M | 20181015 | 400.2 |
| 8V14.0-12-M | 20180936 | 210.9 | 8V21.2-4-J | 20180979 | 126.8 | 8V44.5-5-N | 20181016 | 486.2 |
| 8V15.0-4-F | 20180943 | 82.2 | 8V21.2-5-J | 20180980 | 167.8 | 8V44.5-6-N | 20181017 | 521.6 |
| 8V15.0-5-F | 20180944 | 94.3 | 8V21.2-6-M | 20180981 | 228.6 | 8V44.5-8-P | 20181018 | 696.2 |
| 8V15.0-6-J | 20180945 | 111.1 | 8V21.2-8-M | 20180982 | 269.8 | 8V44.5-10-P | 20181013 | 766.9 |
| 8V15.0-8-J | 20180946 | 130.4 | 8V21.2-10-M | 20180977 | 306.0 | 8V44.5-12-P | 20181014 | 895.4 |
| 8V15.0-10-M | 20180941 | 224.5 | 8V21.2-12-N | 20180978 | 369.3 | 8V53.0-4-M | 20181021 | 509.6 |
| 8V15.0-12-M | 20180942 | 245.5 | 8V22.4-4-J | 20180985 | 138.2 | 8V53.0-5-N | 20181022 | 624.8 |
| 8V16.0-4-F | 20180949 | 88.4 | 8V22.4-5-M | 20180986 | 241.6 | 8V53.0-6-N | 20181023 | 705.7 |
| 8V16.0-5-F | 20180950 | 101.7 | 8V22.4-6-M | 20180987 | 246.2 | 8V53.0-8-P | 20181024 | 886.0 |
| 8V16.0-6-J | 20180951 | 121.5 | 8V22.4-8-M | 20180988 | 303.7 | 8V53.0-10-P | 20181019 | 1024.0 |
| 8V16.0-8-J | 20180952 | 142.7 | 8V22.4-10-N | 20180983 | 359.3 | 8V53.0-12-W | 20181020 | 1305.2 |
| 8V16.0-10-M | 20180947 | 262.0 | 8V22.4-12-N | 20180984 | 406.5 | 8V63.0-6-P | 20181027 | 890.4 |
| 8V16.0-12-M | 20180948 | 285.1 | 8V24.8-4-M | 20180991 | 212.8 | 8V63.0-8-P | 20181028 | 1116.9 |
| 8V17.0-4-F | 20180955 | 99.0 | 8V24.8-5-M | 20180992 | 231.9 | 8V63.0-10-W | 20181025 | 1412.0 |
| 8V17.0-5-J | 20180956 | 117.3 | 8V24.8-6-M | 20180993 | 250.9 | 8V63.0-12-W | 20181026 | 1540.5 |
| 8V17.0-6-J | 20180957 | 131.8 | 8V24.8-8-N | 20180994 | 365.7 | 8V71.0-6-P | 20181031 | 1045.8 |
| 8V17.0-8-M | 20180958 | 202.1 | 8V24.8-10-N | 20180989 | 411.3 | 8V71.0-8-W | 20181032 | 1478.6 |
| 8V17.0-10-M | 20180953 | 234.4 | 8V24.8-12-N | 20180990 | 464.8 | 8V71.0-10-W | 20181029 | 1617.3 |
| 8V17.0-12-M | 20180954 | 286.6 | 8V30.0-4-M | 20180997 | 252.0 | 8V71.0-12-W | 20181030 | 1757.8 |
| 8V18.0-4-F | 20180961 | 107.7 | 8V30.0-5-M | 20180998 | 293.0 | | | |

*Weight does not include bushing and is approximate.

“A” Classical (Conventional) Sheaves

| Part # | SAP # | Weight* | Part # | SAP # | Weight* | Part # | SAP # | Weight* |
|-----------|----------|---------|------------|----------|---------|------------|----------|---------|
| 3.4-2A-SH | 20179193 | 1.9 | 4.6-2A-SDS | 20179273 | 3.0 | 18.0-2A-SK | 20179098 | 19.8 |

“A/B” Classical (Conventional) Sheaves

| Part # | SAP # | Weight* | Part # | SAP # | Weight* | Part # | SAP # | Weight* |
|------------|----------|---------|-------------|----------|---------|-------------|----------|---------|
| 3.4-1B-SH | 20179192 | 1.2 | 4.8-3B-SD | 20179281 | 6.4 | 6.0-2B-SDS* | 20179367 | 6.6 |
| 3.4-2B-SH | 20179194 | 2.2 | 4.8-4B-SD | 20179282 | 7.7 | 6.0-3B-SD* | 20179368 | 10.1 |
| 3.4-3B-SH | 20179195 | 3.0 | 4.8-5B-SD | 20179283 | 9.0 | 6.0-4B-SD | 20179370 | 11.7 |
| 3.4-4B-SD | 20179196 | 4.0 | 4.8-6B-SD | 20179284 | 9.9 | 6.0-5B-SK | 20179372 | 12.5 |
| 3.4-5B-SD | 20179197 | 4.8 | 5.0-1B-SDS | 20179306 | 3.1 | 6.0-6B-SK | 20179374 | 14.5 |
| 3.4-6B-SD | 20179198 | 5.6 | 5.0-2B-SDS | 20179307 | 4.6 | 6.0-7B-SF | 20179376 | 15.2 |
| 3.6-1B-SH | 20179199 | 1.4 | 5.0-3B-SD | 20179308 | 7.0 | 6.0-8B-SF | 20179377 | 16.7 |
| 3.6-2B-SH | 20179200 | 2.5 | 5.0-4B-SD | 20179310 | 8.0 | 6.0-10B-SF | 20179365 | 19.9 |
| 3.6-3B-SH | 20179201 | 3.4 | 5.0-5B-SD | 20179312 | 9.7 | 6.2-1B-SDS | 20179379 | 4.3 |
| 3.6-4B-SD | 20179202 | 4.6 | 5.0-6B-SD | 20179313 | 10.7 | 6.2-2B-SDS | 20179380 | 6.9 |
| 3.6-5B-SD | 20179203 | 5.5 | 5.2-1B-SDS | 20179314 | 3.3 | 6.2-3B-SD | 20179381 | 10.7 |
| 3.6-6B-SD | 20179204 | 6.4 | 5.2-2B-SDS | 20179316 | 5.2 | 6.2-4B-SD | 20179382 | 11.8 |
| 3.8-1B-SH | 20179205 | 1.6 | 5.2-3B-SD | 20179317 | 7.7 | 6.2-5B-SK | 20179383 | 13.7 |
| 3.8-2B-SH | 20179206 | 2.9 | 5.2-4B-SD | 20179318 | 9.1 | 6.2-6B-SK | 20179384 | 15.4 |
| 3.8-3B-SH | 20179207 | 3.8 | 5.2-5B-SD | 20179319 | 10.5 | 6.2-7B-SF | 20179385 | 16.7 |
| 3.8-4B-SD | 20179208 | 5.1 | 5.2-6B-SD | 20179320 | 11.9 | 6.2-8B-SF | 20179386 | 18.5 |
| 3.8-5B-SD | 20179209 | 6.1 | 5.4-1B-SDS | 20179322 | 3.6 | 6.2-10B-SF | 20179378 | 22.0 |
| 3.8-6B-SD | 20179210 | 7.0 | 5.4-2B-SDS | 20179323 | 5.5 | 6.4-1B-SDS | 20179388 | 4.6 |
| 4.0-1B-SH | 20179254 | 2.1 | 5.4-3B-SD | 20179324 | 8.2 | 6.4-2B-SDS | 20179389 | 7.1 |
| 4.0-2B-SH | 20179255 | 3.1 | 5.4-4B-SD | 20179325 | 9.4 | 6.4-3B-SD | 20179390 | 9.4 |
| 4.0-3B-SH | 20179256 | 4.1 | 5.4-5B-SK | 20179326 | 10.0 | 6.4-4B-SD | 20179391 | 12.3 |
| 4.0-4B-SD | 20179257 | 5.4 | 5.4-6B-SK | 20179327 | 11.3 | 6.4-5B-SK | 20179392 | 14.3 |
| 4.0-5B-SD | 20179258 | 6.4 | 5.4-7B-SK | 20179328 | 12.7 | 6.4-6B-SK | 20179393 | 16.0 |
| 4.0-6B-SD | 20179259 | 7.4 | 5.4-8B-SK | 20179329 | 14.0 | 6.4-7B-SF | 20179394 | 17.3 |
| 4.2-1B-SH | 20179260 | 2.3 | 5.4-10B-SK | 20179321 | 16.7 | 6.4-8B-SF | 20179395 | 19.0 |
| 4.2-2B-SH | 20179261 | 3.8 | 5.6-1B-SDS | 20179331 | 3.8 | 6.4-10B-SF | 20179387 | 22.5 |
| 4.2-3B-SH | 20179262 | 4.5 | 5.6-2B-SDS* | 20179332 | 5.8 | 6.6-1B-SDS | 20179397 | 5.4 |
| 4.2-4B-SD | 20179263 | 5.8 | 5.6-3B-SD* | 20179334 | 8.9 | 6.6-2B-SDS | 20179398 | 7.2 |
| 4.2-5B-SD | 20179264 | 6.8 | 5.6-4B-SD | 20179336 | 10.2 | 6.6-3B-SD | 20179399 | 9.4 |
| 4.2-6B-SD | 20179265 | 7.9 | 5.6-5B-SK | 20179338 | 10.9 | 6.6-4B-SD | 20179400 | 11.0 |
| 4.4-1B-SH | 20179266 | 2.5 | 5.6-6B-SK | 20179339 | 12.6 | 6.6-5B-SK | 20179401 | 15.0 |
| 4.4-2B-SH | 20179267 | 3.8 | 5.6-7B-SK | 20179340 | 14.1 | 6.6-6B-SK | 20179402 | 16.7 |
| 4.4-3B-SH | 20179268 | 4.9 | 5.6-8B-SK | 20179341 | 15.6 | 6.6-7B-SF | 20179403 | 18.4 |
| 4.4-4B-SD | 20179269 | 6.3 | 5.6-10B-SK | 20179330 | 18.6 | 6.6-8B-SF | 20179404 | 20.2 |
| 4.4-5B-SD | 20179270 | 7.3 | 5.8-1B-SDS | 20179343 | 3.9 | 6.6-10B-SF | 20179396 | 23.8 |
| 4.4-6B-SD | 20179271 | 8.4 | 5.8-2B-SDS | 20179344 | 6.4 | 6.8-1B-SDS | 20179406 | 5.6 |
| 4.6-1B-SDS | 20179272 | 2.5 | 5.8-3B-SD | 20179345 | 9.6 | 6.8-2B-SDS* | 20179407 | 7.7 |
| 4.6-2B-SDS | 20179274 | 3.8 | 5.8-4B-SD | 20179346 | 11.0 | 6.8-3B-SD* | 20179408 | 10.4 |
| 4.6-3B-SD | 20179275 | 5.7 | 5.8-5B-SK | 20179347 | 11.7 | 6.8-4B-SD | 20179409 | 12.3 |
| 4.6-4B-SD | 20179276 | 6.9 | 5.8-6B-SK | 20179348 | 13.5 | 6.8-5B-SK | 20179410 | 16.2 |
| 4.6-5B-SD | 20179277 | 8.0 | 5.8-7B-SK | 20179349 | 15.1 | 6.8-6B-SK | 20179411 | 18.1 |
| 4.6-6B-SD | 20179278 | 9.1 | 5.8-8B-SK | 20179350 | 16.7 | 6.8-7B-SF | 20179412 | 19.5 |
| 4.8-1B-SDS | 20179279 | 2.8 | 5.8-10B-SK | 20179342 | 19.8 | 6.8-8B-SF | 20179413 | 21.4 |
| 4.8-2B-SDS | 20179280 | 4.2 | 6.0-1B-SDS | 20179366 | 4.2 | 6.8-10B-SF | 20179405 | 25.2 |

Metal Sheaves and Pulleys

Available Parts

"A/B" Classical (Conventional) Sheaves (continued)

| Part # | SAP # | Weight* | Part # | SAP # | Weight* | Part # | SAP # | Weight* |
|-------------|----------|---------|-------------|----------|---------|------------|----------|---------|
| 7.0-1B-SDS | 20179415 | 6.1 | 11.0-3B-SK* | 20178938 | 17.6 | 18.4-2B-SK | 20179114 | 27.6 |
| 7.0-2B-SK* | 20179417 | 11.3 | 11.0-4B-SK | 20178940 | 24.4 | 18.4-3B-SK | 20179115 | 33.6 |
| 7.0-3B-SK* | 20179419 | 13.2 | 11.0-5B-SF | 20178942 | 25.0 | 18.4-4B-SF | 20179116 | 42.0 |
| 7.0-4B-SK | 20179421 | 15.2 | 11.0-6B-SF | 20178944 | 29.7 | 8.4-5B-SF | 20179117 | 51.8 |
| 7.0-5B-SF | 20179423 | 16.7 | 11.0-7B-E | 20178946 | 42.0 | 18.4-6B-SF | 20179118 | 57.7 |
| 7.0-6B-SF | 20179425 | 18.7 | 11.0-8B-E | 20178948 | 45.3 | 18.4-7B-F | 20179119 | 77.1 |
| 7.0-7B-SF | 20179427 | 20.7 | 11.0-10B-E | 20178931 | 51.9 | 18.4-8B-F | 20179120 | 86.5 |
| 7.0-8B-SF | 20179429 | 22.7 | 12.4-1B-SDS | 20178970 | 11.2 | 18.4-10B-F | 20179112 | 98.1 |
| 7.0-10B-SF | 20179414 | 26.6 | 12.4-2B-SK | 20178971 | 17.0 | 20.0-1B-SK | 20179126 | 28.9 |
| 7.4-1B-SDS | 20179432 | 6.5 | 12.4-3B-SK | 20178972 | 20.5 | 20.0-2B-SF | 20179128 | 33.2 |
| 7.4-2B-SK | 20179433 | 11.7 | 12.4-4B-SK | 20178973 | 25.7 | 20.0-3B-SF | 20179130 | 38.6 |
| 7.4-3B-SK | 20179434 | 14.9 | 12.4-5B-SF | 20178974 | 29.5 | 20.0-4B-SF | 20179132 | 49.1 |
| 7.4-4B-SK | 20179435 | 14.2 | 12.4-6B-SF | 20178975 | 34.5 | 20.0-5B-E | 20179135 | 62.0 |
| 7.4-5B-SF | 20179436 | 18.5 | 12.4-7B-E | 20178976 | 49.4 | 20.0-6B-E | 20179138 | 71.4 |
| 7.4-6B-SF | 20179437 | 20.6 | 12.4-8B-E | 20178977 | 52.7 | 20.0-7B-F | 20179141 | 92.3 |
| 7.4-7B-SF | 20179438 | 22.7 | 12.4-10B-E | 20178969 | 59.9 | 20.0-8B-F | 20179143 | 98.8 |
| 7.4-8B-SF | 20179439 | 24.8 | 13.6-1B-SDS | 20179004 | 13.0 | 20.0-10B-F | 20179121 | 111.9 |
| 7.4-10B-SF | 20179431 | 28.9 | 13.6-2B-SK | 20179005 | 18.2 | 25.0-1B-SF | 20179169 | 40.0 |
| 8.0-1B-SDS | 20179447 | 7.4 | 13.6-3B-SK | 20179006 | 21.4 | 25.0-2B-SF | 20179170 | 50.3 |
| 8.0-2B-SK* | 20179449 | 11.5 | 13.6-4B-SK | 20179007 | 27.1 | 25.0-3B-SF | 20179171 | 62.8 |
| 8.0-3B-SK* | 20179451 | 13.8 | 13.6-5B-SF | 20179008 | 32.2 | 25.0-4B-E | 20179172 | 76.3 |
| 8.0-4B-SK | 20179453 | 16.2 | 13.6-6B-SF | 20179009 | 37.4 | 25.0-5B-E | 20179173 | 90.3 |
| 8.0-5B-SF | 20179455 | 19.3 | 13.6-7B-E | 20179010 | 48.9 | 25.0-6B-E | 20179174 | 109.9 |
| 8.0-6B-SF | 20179457 | 24.1 | 13.6-8B-E | 20179011 | 52.9 | 25.0-7B-F | 20179175 | 123.2 |
| 8.6-1B-SDS | 20179473 | 8.3 | 13.6-10B-F | 20179003 | 73.2 | 25.0-8B-F | 20179176 | 135.5 |
| 8.6-2B-SK* | 20179474 | 12.5 | 15.4-1B-SK | 20179045 | 16.7 | 25.0-10B-F | 20179168 | 115.1 |
| 8.6-3B-SK* | 20179475 | 14.8 | 15.4-2B-SK* | 20179046 | 21.6 | 30.0-1B-SF | 20179214 | 52.0 |
| 8.6-4B-SK | 20179476 | 14.6 | 15.4-3B-SK* | 20179047 | 26.3 | 30.0-2B-SF | 20179215 | 71.2 |
| 8.6-5B-SF | 20179477 | 17.8 | 5.4-4B-SF | 20179048 | 33.0 | 30.0-3B-SF | 20179217 | 87.4 |
| 8.6-6B-SF | 20179478 | 27.3 | 5.4-5B-SF | 20179049 | 39.3 | 30.0-4B-E | 20179219 | 103.2 |
| 8.6-7B-E | 20179479 | 31.5 | 15.4-6B-SF | 20179050 | 43.1 | 30.0-5B-E | 20179221 | 117.3 |
| 8.6-8B-E | 20179480 | 34.0 | 15.4-7B-E | 20179051 | 60.5 | 30.0-6B-E | 20179223 | 129.8 |
| 8.6-10B-E | 20179472 | 38.9 | 15.4-8B-E | 20179052 | 63.9 | 30.0-7B-F | 20179225 | 151.8 |
| 9.4-1B-SDS | 20179498 | 7.4 | 15.4-10B-F | 20179044 | 85.7 | 30.0-8B-F | 20179227 | 162.3 |
| 9.4-2B-SK* | 20179499 | 12.5 | 16.0-1B-SK | 20179065 | 16.4 | 30.0-10B-F | 20179211 | 193.4 |
| 9.4-3B-SK* | 20179500 | 15.1 | 16.0-2B-SK | 20179067 | 21.9 | 38.0-2B-SF | 20179247 | 94.9 |
| 9.4-4B-SK | 20179501 | 21.1 | 16.0-3B-SK | 20179069 | 29.1 | 38.0-3B-E | 20179248 | 136.4 |
| 9.4-5B-SF | 20179502 | 20.6 | 16.0-4B-SF | 20179072 | 35.8 | 38.0-4B-E | 20179249 | 151.1 |
| 9.4-6B-SF | 20179503 | 27.1 | 16.0-5B-SF | 20179075 | 44.1 | 38.0-5B-E | 20179250 | 165.8 |
| 9.4-7B-E | 20179504 | 32.7 | 16.0-6B-SF | 20179078 | 48.8 | 38.0-6B-E | 20179251 | 183.0 |
| 9.4-8B-E | 20179505 | 34.2 | 16.0-7B-E | 20179081 | 63.7 | 38.0-7B-F | 20179252 | 233.0 |
| 9.4-10B-E | 20179497 | 39.9 | 16.0-8B-E | 20179083 | 67.0 | 38.0-8B-F | 20179253 | 236.5 |
| 11.0-1B-SDS | 20178934 | 10.7 | 16.0-10B-F | 20179060 | 89.4 | 38.0-10B-J | 20179246 | 290.2 |
| 11.0-2B-SK* | 20178936 | 14.2 | 18.4-1B-SK | 20179113 | 19.4 | | | |

*Weight does not include bushing and is approximate.

“A/B” Classical (Conventional) Sheaves (Large Bore)

| Part # | SAP # | Weight* | Part # | SAP # | Weight* | Part # | SAP # | Weight* |
|------------|----------|---------|------------|----------|---------|-------------|----------|---------|
| 5.6-2LB-SF | 20332969 | 6.1 | 7.0-2LB-SF | 20333005 | 10.8 | 9.4-2LB-SF | 20333011 | 14.7 |
| 5.6-3LB-SF | 20333000 | 7.6 | 7.0-3LB-SF | 20333006 | 12.7 | 9.4-3LB-SF | 20333012 | 17.7 |
| 6.0-2LB-SF | 20333001 | 7.3 | 8.0-2LB-SF | 20333007 | 14.8 | 11.0-2LB-SF | 20333013 | 16.1 |
| 6.0-3LB-SF | 20333002 | 8.7 | 8.0-3LB-SF | 20333008 | 17.1 | 11.0-3LB-SF | 20333014 | 19.9 |
| 6.8-2LB-SF | 20333003 | 10.0 | 8.6-2LB-SF | 20333009 | 13.0 | 15.4-2LB-SF | 20333015 | 23.4 |
| 6.8-3LB-SF | 20333004 | 11.8 | 8.6-3LB-SF | 20333010 | 15.3 | 15.4-3LB-SF | 20333016 | 29.1 |

*Weight does not include bushing and is approximate.

“C” Classical (Conventional) Sheaves

| Part # | SAP # | Weight* | Part # | SAP # | Weight* | Part # | SAP # | Weight* |
|-----------|----------|---------|------------|----------|---------|------------|----------|---------|
| 5.0-3C-SD | 20179309 | 8.6 | 8.5-2C-SF | 20179464 | 16.6 | 10.0-4C-E | 20178914 | 38.1 |
| 5.0-4C-SD | 20179311 | 10.2 | 8.5-3C-E | 20179465 | 23.7 | 10.0-5C-E | 20178915 | 42.4 |
| 5.6-2C-SD | 20179333 | 8.8 | 8.5-4C-E | 20179466 | 27.3 | 10.0-6C-F | 20178916 | 54.0 |
| 5.6-3C-SD | 20179335 | 11.1 | 8.5-5C-E | 20179467 | 30.8 | 10.0-7C-F | 20178917 | 58.3 |
| 5.6-4C-SD | 20179337 | 12.8 | 8.5-6C-E | 20179468 | 34.4 | 10.0-8C-F | 20178918 | 62.6 |
| 6.0-3C-SF | 20179369 | 9.4 | 8.5-7C-E | 20179469 | 37.9 | 10.0-9C-J | 20178919 | 69.9 |
| 6.0-4C-SF | 20179371 | 10.9 | 8.5-8C-E | 20179470 | 41.5 | 10.0-10C-J | 20178109 | 74.1 |
| 6.0-5C-SF | 20179373 | 12.5 | 8.5-9C-E | 20179471 | 45.0 | 10.0-12C-J | 20178910 | 82.6 |
| 6.0-6C-SF | 20179375 | 14.0 | 8.5-10C-E | 20179462 | 48.6 | 10.5-1C-SF | 20178922 | 17.4 |
| 7.0-1C-SF | 20179416 | 9.7 | 9.0-1C-SF | 20179484 | 13.7 | 10.5-2C-SF | 20178923 | 23.2 |
| 7.0-2C-SF | 20179418 | 12.4 | 9.0-2C-SF | 20179487 | 18.2 | 10.5-3C-E | 20178924 | 31.4 |
| 7.0-3C-SF | 20179420 | 15.2 | 9.0-3C-E | 20179489 | 26.9 | 10.5-4C-E | 20178925 | 35.9 |
| 7.0-4C-SF | 20179422 | 18.0 | 9.0-4C-E | 20179491 | 30.7 | 10.5-5C-E | 20178926 | 40.4 |
| 7.0-5C-SF | 20179424 | 20.8 | 9.0-5C-E | 20179492 | 34.5 | 10.5-6C-F | 20178927 | 60.0 |
| 7.0-6C-SF | 20179426 | 23.6 | 9.0-6C-F | 20179493 | 43.0 | 10.5-7C-F | 20178928 | 64.5 |
| 7.0-7C-SF | 20179428 | 26.4 | 9.0-7C-F | 20179494 | 46.7 | 10.5-8C-F | 20178929 | 69.0 |
| 7.0-8C-SF | 20179430 | 29.2 | 9.0-8C-F | 20179495 | 50.5 | 10.5-9C-J | 20178930 | 77.7 |
| 7.5-1C-SF | 20179440 | 11.4 | 9.0-9C-J | 20179496 | 54.0 | 10.5-10C-J | 20178920 | 82.2 |
| 7.5-2C-SF | 20179441 | 14.4 | 9.0-10C-J | 20179481 | 59.6 | 10.5-12C-J | 20178921 | 91.2 |
| 7.5-3C-SF | 20179442 | 17.5 | 9.0-12C-J | 20179482 | 64.8 | 11.0-1C-SF | 20178935 | 15.4 |
| 7.5-4C-SF | 20179443 | 20.5 | 9.5-1C-SF | 20179508 | 15.1 | 11.0-2C-SF | 20178937 | 19.5 |
| 7.5-5C-SF | 20179444 | 23.6 | 9.5-2C-SF | 20179509 | 20.1 | 11.0-3C-E | 20178939 | 33.6 |
| 7.5-6C-SF | 20179445 | 26.6 | 9.5-3C-E | 20179510 | 30.6 | 11.0-4C-E | 20178941 | 38.4 |
| 8.0-1C-SF | 20179448 | 13.0 | 9.5-4C-E | 20179511 | 34.9 | 11.0-5C-E | 20178943 | 43.1 |
| 8.0-2C-SF | 20179450 | 16.3 | 9.5-5C-E | 20179512 | 39.1 | 11.0-6C-F | 20178945 | 66.2 |
| 8.0-3C-E | 20179452 | 20.7 | 9.5-6C-F | 20179513 | 49.1 | 11.0-7C-F | 20178947 | 70.9 |
| 8.0-4C-E | 20179454 | 24.0 | 9.5-7C-F | 20179514 | 53.3 | 11.0-8C-F | 20178949 | 75.6 |
| 8.0-5C-E | 20179456 | 27.3 | 9.5-8C-F | 20179515 | 57.6 | 11.0-9C-J | 20178950 | 85.9 |
| 8.0-6C-E | 20179458 | 30.6 | 9.5-9C-J | 20179516 | 63.6 | 11.0-10C-J | 20178932 | 90.6 |
| 8.0-7C-E | 20179459 | 34.0 | 9.5-10C-J | 20179506 | 67.8 | 11.0-12C-J | 20178933 | 100.1 |
| 8.0-8C-E | 20179460 | 37.3 | 9.5-12C-J | 20179507 | 76.2 | 12.0-1C-SF | 20178955 | 16.9 |
| 8.0-9C-E | 20179461 | 40.6 | 10.0-1C-SF | 20178911 | 16.1 | 12.0-2C-SF | 20178956 | 21.7 |
| 8.0-10C-E | 20179446 | 43.9 | 10.0-2C-SF | 20178912 | 21.4 | 12.0-3C-E | 20178957 | 38.4 |
| 8.5-1C-SF | 20179463 | 12.6 | 10.0-3C-E | 20178913 | 33.8 | 12.0-4C-E | 20178959 | 43.6 |

*Weight does not include bushing and is approximate.

continued on page 120

Metal Sheaves and Pulleys

Available Parts

"C" Classical (Conventional) Sheaves (continued)

| Part # | SAP # | Weight* | Part # | SAP # | Weight* | Part # | SAP # | Weight* |
|------------|----------|---------|------------|----------|---------|------------|----------|---------|
| 12.0-5C-E | 20178961 | 48.8 | 18.0-1C-SF | 20179097 | 27.8 | 27.0-9C-J | 20179191 | 226.8 |
| 12.0-6C-F | 20178963 | 62.5 | 18.0-2C-SF | 20179099 | 42.2 | 30.0-2C-F | 20179216 | 82.4 |
| 12.0-7C-F | 20178965 | 67.7 | 18.0-3C-E | 20179100 | 58.6 | 30.0-3C-F | 20179218 | 115.4 |
| 12.0-8C-F | 20178966 | 72.9 | 18.0-4C-E | 20179102 | 68.6 | 30.0-4C-F | 20179220 | 136.1 |
| 12.0-9C-J | 20178968 | 103.1 | 18.0-5C-E | 20179104 | 79.1 | 30.0-5C-F | 20179222 | 160.8 |
| 12.0-10C-J | 20178951 | 108.4 | 18.0-6C-F | 20179106 | 98.3 | 30.0-6C-J | 20179224 | 192.7 |
| 2.0-12C-J | 20178953 | 118.8 | 18.0-7C-F | 20179108 | 113.9 | 30.0-7C-J | 20179226 | 220.8 |
| 13.0-1C-SF | 20178982 | 18.5 | 18.0-8C-F | 20179109 | 123.3 | 30.0-8C-J | 20179228 | 240.0 |
| 13.0-2C-SF | 20178983 | 23.9 | 18.0-9C-J | 20179111 | 139.3 | 30.0-9C-M | 20179229 | 316.8 |
| 13.0-3C-E | 20178984 | 42.4 | 18.0-10C-J | 20179093 | 148.7 | 30.0-10C-M | 20179212 | 332.1 |
| 13.0-4C-E | 20178986 | 49.4 | 18.0-12C-J | 20179095 | 172.0 | 30.0-12C-M | 20179213 | 362.7 |
| 13.0-5C-E | 20178988 | 55.1 | 20.0-1C-SF | 20179127 | 31.8 | 36.0-3C-F | 20179239 | 161.7 |
| 13.0-6C-F | 20178990 | 70.0 | 20.0-2C-SF | 20179129 | 42.1 | 36.0-4C-F | 20179240 | 194.2 |
| 13.0-7C-F | 20178992 | 75.6 | 20.0-3C-E | 20179131 | 62.6 | 36.0-5C-J | 20179241 | 220.3 |
| 13.0-8C-F | 20178993 | 81.3 | 20.0-4C-E | 20179133 | 76.9 | 36.0-6C-J | 20179242 | 254.5 |
| 13.0-9C-J | 20178995 | 95.9 | 20.0-5C-F | 20179136 | 96.5 | 36.0-7C-J | 20179243 | 273.1 |
| 13.0-10C-J | 20178978 | 101.6 | 20.0-6C-F | 20179139 | 109.8 | 36.0-8C-M | 20179244 | 355.3 |
| 13.0-12C-J | 20178980 | 116.4 | 20.0-7C-J | 20179142 | 139.3 | 36.0-9C-M | 20179245 | 379.0 |
| 14.0-1C-SF | 20179016 | 20.3 | 20.0-8C-J | 20179144 | 146.5 | 36.0-10C-M | 20179237 | 397.5 |
| 14.0-2C-SF | 20179017 | 25.9 | 20.0-9C-J | 20179146 | 159.2 | 36.0-12C-M | 20179238 | 434.5 |
| 14.0-3C-E | 20179018 | 41.7 | 20.0-10C-J | 20179122 | 169.7 | 44.0-3C-F | 20179294 | 242.8 |
| 14.0-4C-E | 20179020 | 50.7 | 20.0-12C-M | 20179124 | 257.4 | 44.0-4C-J | 20179295 | 270.4 |
| 14.0-5C-E | 20179022 | 57.2 | 24.0-1C-SF | 20333017 | 41.2 | 44.0-5C-J | 20179296 | 293.2 |
| 14.0-6C-F | 20179024 | 73.0 | 24.0-2C-SF | 20179156 | 57.6 | 44.0-6C-J | 20179297 | 315.9 |
| 14.0-7C-F | 20179026 | 81.8 | 24.0-3C-E | 20179157 | 78.7 | 44.0-7C-M | 20179298 | 429.2 |
| 14.0-8C-F | 20179027 | 88.0 | 24.0-4C-F | 20179159 | 100.4 | 44.0-8C-M | 20179299 | 452.0 |
| 14.0-9C-J | 20179029 | 104.5 | 24.0-5C-F | 20179161 | 106.7 | 44.0-9C-M | 20179300 | 474.6 |
| 14.0-10C-J | 20179012 | 110.8 | 24.0-6C-F | 20179163 | 122.1 | 44.0-10C-M | 20179292 | 531.8 |
| 14.0-12C-J | 20179014 | 127.3 | 24.0-7C-J | 20179165 | 168.5 | 44.0-12C-M | 20179293 | 577.3 |
| 16.0-1C-SF | 20179066 | 23.5 | 24.0-8C-J | 20179166 | 173.4 | 50.0-3C-F | 20179353 | 304.1 |
| 16.0-2C-SF | 20179068 | 32.2 | 24.0-9C-J | 20179167 | 191.7 | 50.0-4C-J | 20179354 | 337.4 |
| 16.0-3C-E | 20179070 | 49.8 | 24.0-10C-M | 20179154 | 263.1 | 50.0-5C-J | 20179355 | 365.8 |
| 16.0-4C-E | 20179073 | 60.2 | 24.0-12C-M | 20179155 | 286.2 | 50.0-6C-M | 20179356 | 484.4 |
| 16.0-5C-E | 20179076 | 71.2 | 27.0-2C-F | 20179179 | 79.4 | 50.0-7C-M | 20179357 | 512.8 |
| 16.0-6C-F | 20179079 | 87.7 | 27.0-3C-F | 20179180 | 103.0 | 50.0-8C-M | 20179358 | 541.1 |
| 16.0-7C-F | 20179082 | 100.7 | 27.0-4C-F | 20179182 | 116.8 | 50.0-9C-M | 20179359 | 569.5 |
| 16.0-8C-F | 20179084 | 108.6 | 27.0-5C-F | 20179184 | 129.2 | 50.0-10C-M | 20179351 | 662.9 |
| 16.0-9C-J | 20179086 | 130.2 | 27.0-6C-J | 20179186 | 158.8 | 50.0-12C-M | 20179352 | 719.6 |
| 16.0-10C-J | 20179061 | 141.3 | 27.0-7C-J | 20179188 | 195.8 | | | |
| 16.0-12C-J | 20179063 | 160.3 | 27.0-8C-J | 20179189 | 226.3 | | | |

*Weight does not include bushing and is approximate.

“D” Classical (Conventional) Sheaves

| Part # | SAP # | Weight* | Part # | SAP # | Weight* | Part # | SAP # | Weight* |
|------------|----------|---------|------------|----------|---------|------------|----------|---------|
| 12.0-3D-F | 20178958 | 59.2 | 15.0-8D-J | 20179043 | 149.7 | 22.0-6D-M | 20179152 | 250.9 |
| 12.0-4D-F | 20178960 | 69.0 | 15.0-10D-M | 20179037 | 257.2 | 22.0-8D-M | 20179153 | 318.5 |
| 12.0-5D-F | 20178962 | 79.4 | 15.0-12D-M | 20179038 | 281.2 | 22.0-10D-M | 20179147 | 368.3 |
| 12.0-6D-J | 20178964 | 105.9 | 15.5-3D-F | 20179055 | 80.4 | 22.0-12D-M | 20179148 | 412.2 |
| 12.0-8D-J | 20178967 | 124.5 | 15.5-4D-F | 20179056 | 92.8 | 24.0-3D-J | 20179158 | 140.3 |
| 12.0-10D-M | 20178952 | 157.5 | 15.5-5D-F | 20179057 | 108.0 | 24.0-4D-J | 20179160 | 176.3 |
| 12.0-12D-M | 20178954 | 176.1 | 15.5-6D-J | 20179058 | 132.9 | 24.0-5D-J | 20179162 | 200.2 |
| 13.0-3D-F | 20178985 | 63.0 | 15.5-8D-J | 20179059 | 159.2 | 24.0-6D-M | 20179164 | 278.4 |
| 13.0-4D-F | 20178987 | 74.8 | 15.5-10D-M | 20179053 | 275.5 | 27.0-3D-J | 20179181 | 167.5 |
| 13.0-5D-F | 20178989 | 85.1 | 15.5-12D-M | 20179054 | 300.4 | 27.0-4D-J | 20179183 | 199.5 |
| 13.0-6D-J | 20178991 | 104.3 | 16.0-3D-F | 20179071 | 84.3 | 27.0-5D-M | 20179185 | 290.1 |
| 13.0-8D-J | 20178994 | 124.2 | 16.0-4D-F | 20179074 | 97.1 | 27.0-6D-M | 20179187 | 319.6 |
| 13.0-10D-M | 20178979 | 189.2 | 16.0-5D-F | 20179077 | 113.1 | 27.0-8D-M | 20179190 | 391.7 |
| 13.0-12D-M | 20178981 | 209.7 | 16.0-6D-J | 20179080 | 139.0 | 27.0-10D-M | 20179177 | 450.8 |
| 13.5-3D-F | 20178998 | 66.2 | 16.0-8D-J | 20179085 | 166.3 | 27.0-12D-N | 20179178 | 560.0 |
| 13.5-4D-F | 20178999 | 78.7 | 16.0-10D-M | 20179062 | 253.2 | 33.0-3D-J | 20179232 | 218.9 |
| 13.5-5D-F | 20179000 | 89.4 | 16.0-12D-M | 20179064 | 278.9 | 33.0-4D-M | 20179233 | 315.0 |
| 13.5-6D-J | 20179001 | 109.8 | 17.0-4D-J | 20179089 | 110.9 | 33.0-5D-M | 20179234 | 352.9 |
| 13.5-8D-J | 20179002 | 130.4 | 17.0-5D-J | 20179090 | 128.1 | 33.0-6D-M | 20179235 | 427.7 |
| 13.5-10D-M | 20178996 | 205.4 | 17.0-6D-J | 20179091 | 145.3 | 33.0-8D-M | 20179236 | 489.3 |
| 13.5-12D-M | 20178997 | 226.8 | 17.0-8D-J | 20179092 | 176.3 | 33.0-10D-N | 20179230 | 641.7 |
| 14.0-3D-F | 20179019 | 69.4 | 17.0-10D-M | 20179087 | 261.0 | 33.0-12D-N | 20179231 | 729.3 |
| 14.0-4D-F | 20179021 | 82.7 | 17.0-12D-M | 20179088 | 288.6 | 40.0-3D-J | 20179287 | 267.4 |
| 14.0-5D-F | 20179023 | 93.9 | 18.0-3D-J | 20179101 | 109.0 | 40.0-4D-M | 20179288 | 380.1 |
| 14.0-6D-J | 20179025 | 115.4 | 18.0-4D-J | 20179103 | 129.0 | 40.0-5D-M | 20179289 | 445.4 |
| 14.0-8D-J | 20179028 | 136.7 | 18.0-5D-J | 20179105 | 144.9 | 40.0-6D-M | 20179290 | 498.4 |
| 14.0-10D-M | 20179013 | 222.1 | 18.0-6D-J | 20179107 | 165.0 | 40.0-8D-N | 20179291 | 653.3 |
| 14.0-12D-M | 20179015 | 244.4 | 18.0-8D-M | 20179110 | 242.1 | 40.0-10D-N | 20179285 | 814.0 |
| 14.5-3D-F | 20179032 | 72.8 | 18.0-10D-M | 20179094 | 276.3 | 40.0-12D-P | 20179286 | 938.3 |
| 14.5-4D-F | 20179033 | 86.8 | 18.0-12D-M | 20179096 | 308.1 | 48.0-5D-M | 20179303 | 586.8 |
| 14.5-5D-F | 20179034 | 100.8 | 20.0-4D-J | 20179134 | 135.4 | 48.0-6D-M | 20179304 | 660.6 |
| 14.5-6D-J | 20179035 | 121.1 | 20.0-5D-J | 20179137 | 154.6 | 48.0-8D-N | 20179305 | 820.8 |
| 14.5-8D-J | 20179036 | 143.1 | 20.0-6D-J | 20179140 | 173.7 | 48.0-10D-P | 20179301 | 987.0 |
| 14.5-10D-M | 20179030 | 239.4 | 20.0-8D-M | 20179145 | 271.4 | 48.0-12D-P | 20179302 | 1175.4 |
| 14.5-12D-M | 20179031 | 262.5 | 20.0-10D-M | 20179123 | 311.7 | 58.0-5D-M | 20179362 | 698.2 |
| 15.0-3D-F | 20179039 | 78.9 | 20.0-12D-M | 20179125 | 351.8 | 58.0-6D-N | 20179363 | 862.9 |
| 15.0-4D-F | 20179040 | 91.0 | 22.0-3D-J | 20179149 | 126.7 | 58.0-8D-N | 20179364 | 1063.6 |
| 15.0-5D-F | 20179041 | 105.7 | 22.0-4D-J | 20179150 | 159.8 | 58.0-10D-P | 20179360 | 1253.0 |
| 15.0-6D-J | 20179042 | 126.9 | 22.0-5D-J | 20179151 | 181.4 | 58.0-12D-P | 20179361 | 1454.8 |

*Weight does not include bushing and is approximate.

Metal Sheaves and Pulleys

Available Parts

QT Sheaves - Single A Groove

| Part # | SAP # | Weight* | Part # | SAP # | Weight* | Part # | SAP # | Weight* |
|---------|----------|---------|---------|----------|---------|----------|----------|---------|
| AK30-QT | 20179574 | 1.1 | AK59-QT | 20179585 | 2.4 | AK99-QT | 20179596 | 4.7 |
| AK32-QT | 20179575 | 1.2 | AK61-QT | 20179586 | 2.5 | AK104-QT | 20179566 | 4.5 |
| AK34-QT | 20179576 | 1.2 | AK64-QT | 20179587 | 2.7 | AK109-QT | 20179567 | 5.1 |
| AK39-QT | 20179577 | 1.4 | AK66-QT | 20179588 | 2.8 | AK114-QT | 20179568 | 5.5 |
| AK41-QT | 20179578 | 1.6 | AK69-QT | 20179589 | 3.2 | AK124-QT | 20179569 | 6.1 |
| AK44-QT | 20179579 | 1.9 | AK71-QT | 20179590 | 3.1 | AK134-QT | 20179570 | 7.4 |
| AK46-QT | 20179580 | 1.9 | AK74-QT | 20179591 | 3.3 | AK144-QT | 20179571 | 7.8 |
| AK49-QT | 20179581 | 2.1 | AK79-QT | 20179592 | 3.5 | AK154-QT | 20179572 | 8.8 |
| AK51-QT | 20179582 | 2.3 | AK84-QT | 20179593 | 3.6 | AK184-QT | 20179573 | 11.3 |
| AK54-QT | 20179583 | 2.0 | AK89-QT | 20179594 | 4.0 | | | |
| AK56-QT | 20179584 | 2.3 | AK94-QT | 20179595 | 4.4 | | | |

*Weight does not include bushing and is approximate.

QT Sheaves - Two A Groove

| Part # | SAP # | Weight* | Part # | SAP # | Weight* | Part # | SAP # | Weight* |
|----------|----------|---------|----------|----------|---------|-----------|----------|---------|
| 2AK30-QT | 20179524 | 1.4 | 2AK51-QT | 20179532 | 3.2 | 2AK94-QT | 20179540 | 6.1 |
| 2AK32-QT | 20179525 | 1.7 | 2AK54-QT | 20179533 | 3.4 | 2AK104-QT | 20179517 | 7.7 |
| 2AK34-QT | 20179526 | 1.8 | 2AK56-QT | 20179534 | 3.6 | 2AK114-QT | 20179518 | 8.5 |
| 2AK39-QT | 20179527 | 1.8 | 2AK59-QT | 20179535 | 3.4 | 2AK124-QT | 20179519 | 9.5 |
| 2AK41-QT | 20179528 | 1.9 | 2AK61-QT | 20179536 | 4.4 | 2AK134-QT | 20179520 | 11.4 |
| 2AK44-QT | 20179529 | 2.4 | 2AK64-QT | 20179537 | 3.9 | 2AK144-QT | 20179521 | 11.9 |
| 2AK46-QT | 20179530 | 2.5 | 2AK74-QT | 20179538 | 4.9 | 2AK154-QT | 20179522 | 13.3 |
| 2AK49-QT | 20179531 | 3.1 | 2AK84-QT | 20179539 | 4.8 | 2AK184-QT | 20179523 | 16.8 |

*Weight does not include bushing and is approximate.

QT Sheaves - Single B Groove

| Part # | SAP # | Weight* | Part # | SAP # | Weight* | Part # | SAP # | Weight* |
|---------|----------|---------|---------|----------|---------|----------|----------|---------|
| BK30-QT | 20179607 | 1.2 | BK60-QT | 20179618 | 2.5 | BK95-QT | 20179629 | 5.0 |
| BK32-QT | 20179608 | 1.4 | BK62-QT | 20179619 | 2.6 | BK100-QT | 20179597 | 5.2 |
| BK34-QT | 20179609 | 1.6 | BK65-QT | 20179620 | 2.8 | BK105-QT | 20179598 | 5.5 |
| BK36-QT | 20179610 | 1.2 | BK67-QT | 20179621 | 2.9 | BK110-QT | 20179599 | 6.0 |
| BK40-QT | 20179611 | 1.4 | BK70-QT | 20179622 | 2.8 | BK115-QT | 20179600 | 6.4 |
| BK45-QT | 20179612 | 1.8 | BK72-QT | 20179623 | 3.1 | BK120-QT | 20179601 | 6.9 |
| BK47-QT | 20179613 | 2.2 | BK75-QT | 20179624 | 3.3 | BK130-QT | 20179602 | 6.9 |
| BK50-QT | 20179614 | 2.0 | BK77-QT | 20179625 | 3.6 | BK140-QT | 20179603 | 8.5 |
| BK52-QT | 20179615 | 2.1 | BK80-QT | 20179626 | 3.4 | BK150-QT | 20179604 | 9.5 |
| BK55-QT | 20179616 | 2.7 | BK85-QT | 20179627 | 3.6 | BK160-QT | 20179605 | 9.8 |
| BK57-QT | 20179617 | 2.7 | BK90-QT | 20179628 | 4.3 | BK190-QT | 20179606 | 12.8 |

*Weight does not include bushing and is approximate.

QT Sheaves - Two B Groove

| Part # | SAP # | Weight* | Part # | SAP # | Weight* | Part # | SAP # | Weight* |
|----------|----------|---------|----------|----------|---------|-----------|----------|---------|
| 2BK32-QT | 20179548 | 2.0 | 2BK57-QT | 20179557 | 4.3 | 2BK100-QT | 20179541 | 8.4 |
| 2BK34-QT | 20179549 | 2.4 | 2BK60-QT | 20179558 | 4.4 | 2BK110-QT | 20179542 | 9.3 |
| 2BK36-QT | 20179550 | 2.0 | 2BK62-QT | 20179559 | 4.5 | 2BK120-QT | 20179543 | 11.0 |
| 2BK40-QT | 20179551 | 2.4 | 2BK65-QT | 20179560 | 4.5 | 2BK130-QT | 20179544 | 13.1 |
| 2BK45-QT | 20179552 | 3.0 | 2BK67-QT | 20179561 | 5.0 | 2BK140-QT | 20179545 | 14.8 |
| 2BK47-QT | 20179553 | 2.8 | 2BK70-QT | 20179562 | 5.1 | 2BK160-QT | 20179546 | 17.5 |
| 2BK50-QT | 20179554 | 3.3 | 2BK72-QT | 20179563 | 5.4 | 2BK190-QT | 20179547 | 21.5 |
| 2BK52-QT | 20179555 | 3.6 | 2BK80-QT | 20179564 | 6.4 | | | |
| 2BK55-QT | 20179556 | 3.9 | 2BK90-QT | 20179565 | 7.6 | | | |

*Weight does not include bushing and is approximate.

FHP Bored-to-Size Single A Groove Sheaves

| Part # | SAP # | Weight* | Part # | SAP # | Weight* | Part # | SAP # | Weight* |
|----------|----------|---------|----------|----------|---------|------------|----------|---------|
| AK15-1/2 | 20179929 | 0.3 | AK25-5/8 | 20179969 | 31.3 | AK35-3/4 | 20180002 | 62.3 |
| AK15-5/8 | 20179930 | 1.3 | AK25-3/4 | 20179968 | 32.3 | AK35-7/8 | 20180004 | 63.3 |
| AK16-1/2 | 20179935 | 2.3 | AK25-7/8 | 20179970 | 33.3 | AK35-1 | 20180000 | 64.3 |
| AK16-5/8 | 20179936 | 3.3 | AK26-1/2 | 20179971 | 34.3 | AK39-1/2 | 20180006 | 65.3 |
| AK17-1/2 | 20179937 | 4.3 | AK26-5/8 | 20179973 | 35.3 | AK39-5/8 | 20180008 | 66.3 |
| AK17-5/8 | 20179939 | 5.3 | AK26-3/4 | 20179972 | 36.3 | AK39-3/4 | 20180007 | 67.3 |
| AK17-3/4 | 20179938 | 6.3 | AK27-1/2 | 20179975 | 37.3 | AK39-7/8 | 20180009 | 68.3 |
| AK18-5/8 | 20179940 | 7.3 | AK27-5/8 | 20179977 | 38.3 | AK39-15/16 | 20180011 | 69.3 |
| AK19-1/2 | 20179945 | 8.3 | AK27-3/4 | 20179976 | 39.3 | AK39-1 | 20180005 | 70.3 |
| AK19-5/8 | 20179947 | 9.3 | AK27-1 | 20179974 | 40.3 | AK41-1/2 | 20180014 | 71.3 |
| AK19-3/4 | 20179946 | 10.3 | AK28-1/2 | 20179979 | 41.3 | AK41-5/8 | 20180017 | 72.3 |
| AK19-7/8 | 20179948 | 11.3 | AK28-5/8 | 20179981 | 42.3 | AK41-3/4 | 20180016 | 73.3 |
| AK20-1/2 | 20179949 | 12.3 | AK28-3/4 | 20179980 | 43.3 | AK41-7/8 | 20180018 | 74.3 |
| AK20-5/8 | 20179951 | 13.3 | AK28-7/8 | 20179982 | 44.3 | AK41-15/16 | 20180015 | 75.3 |
| AK20-3/4 | 20179950 | 14.3 | AK30-1/2 | 20179984 | 45.3 | AK41-1 | 20180012 | 76.3 |
| AK21-1/2 | 20179952 | 15.3 | AK30-5/8 | 20179986 | 46.3 | AK41-1 1/8 | 20180013 | 77.3 |
| AK21-5/8 | 20179954 | 16.3 | AK30-3/4 | 20179985 | 47.3 | AK44-1/2 | 20180021 | 78.3 |
| AK21-3/4 | 20179953 | 17.3 | AK30-7/8 | 20179987 | 48.3 | AK44-5/8 | 20180023 | 79.3 |
| AK22-1/2 | 20179955 | 18.3 | AK30-1 | 20179983 | 49.3 | AK44-3/4 | 20180022 | 80.3 |
| AK22-5/8 | 20179957 | 19.3 | AK32-1/2 | 20179989 | 50.3 | AK44-7/8 | 20180024 | 81.3 |
| AK22-3/4 | 20179956 | 20.3 | AK32-5/8 | 20179991 | 51.3 | AK44-15/16 | 20180025 | 82.3 |
| AK22-7/8 | 20179958 | 21.3 | AK32-3/4 | 20179990 | 52.3 | AK44-1 | 20180019 | 83.3 |
| AK23-1/2 | 20179959 | 22.3 | AK32-7/8 | 20179992 | 53.3 | AK44-1 1/8 | 20180020 | 84.3 |
| AK23-5/8 | 20179961 | 23.3 | AK32-1 | 20179988 | 54.3 | AK46-1/2 | 20180028 | 85.3 |
| AK23-3/4 | 20179960 | 24.3 | AK34-1/2 | 20179996 | 55.3 | AK46-5/8 | 20180030 | 86.3 |
| AK24-1/2 | 20179963 | 25.3 | AK34-5/8 | 20179998 | 56.3 | AK46-3/4 | 20180029 | 87.3 |
| AK24-5/8 | 20179965 | 26.3 | AK34-3/4 | 20179997 | 57.3 | AK46-7/8 | 20180031 | 88.3 |
| AK24-3/4 | 20179964 | 27.3 | AK34-7/8 | 20179999 | 58.3 | AK46-15/16 | 20180032 | 89.3 |
| AK24-7/8 | 20179966 | 28.3 | AK34-1 | 20179994 | 59.3 | AK46-1 | 20180026 | 90.3 |
| AK24-1 | 20179962 | 29.3 | AK35-1/2 | 20180001 | 60.3 | AK46-1 1/8 | 20180027 | 91.3 |
| AK25-1/2 | 20179967 | 30.3 | AK35-5/8 | 20180003 | 61.3 | AK49-1/2 | 20180035 | 92.3 |

*Weight does not include bushing and is approximate.

continued on page 124

Metal Sheaves and Pulleys

Available Parts

FHP Bored-to-Size Single A Groove Sheaves (continued)

| Part # | SAP # | Weight* | Part # | SAP # | Weight* | Part # | SAP # | Weight* |
|-------------|----------|---------|--------------|----------|---------|--------------|----------|---------|
| AK49-5/8 | 20180038 | 93.3 | AK64-15/16 | 20180085 | 141.3 | AK94-5/8 | 20180135 | 189.3 |
| AK49-3/4 | 20180037 | 94.3 | AK64-1 | 20180078 | 142.3 | AK94-3/4 | 20180134 | 190.3 |
| AK49-7/8 | 20180039 | 95.3 | AK64-1 1/8 | 20180079 | 143.3 | AK94-15/16 | 20180136 | 191.3 |
| AK49-15/16 | 20180036 | 96.3 | AK64-1 3/16 | 20180080 | 144.3 | AK94-1 | 20180129 | 192.3 |
| AK49-1 | 20180033 | 97.3 | AK66-5/8 | 20180089 | 145.3 | AK94-1 3/16 | 20180131 | 193.3 |
| AK49-1 1/8 | 20180034 | 98.3 | AK66-3/4 | 20180088 | 146.3 | AK94-1 1/4 | 20180130 | 194.3 |
| AK51-1/2 | 20180042 | 99.3 | AK66-1 | 20180086 | 147.3 | AK94-1 7/16 | 20180132 | 195.3 |
| AK51-5/8 | 20180044 | 100.3 | AK66-1 1/8 | 20180087 | 148.3 | AK99-3/4 | 20180139 | 196.3 |
| AK51-3/4 | 20180043 | 101.3 | AK69-3/4 | 20180092 | 149.3 | AK99-1 | 20180137 | 197.3 |
| AK51-7/8 | 20180045 | 102.3 | AK69-1 | 20180090 | 150.3 | AK99-1 7/16 | 20180138 | 198.3 |
| AK51-1 | 20180040 | 103.3 | AK69-1 1/8 | 20180091 | 151.3 | AK104-5/8 | 20179903 | 199.3 |
| AK51-1 1/8 | 20180041 | 104.3 | AK71-1/2 | 20180096 | 152.3 | AK104-3/4 | 20179902 | 200.3 |
| AK54-1/2 | 20180048 | 105.3 | AK71-5/8 | 20180098 | 153.3 | AK104-1 | 20179897 | 201.3 |
| AK54-5/8 | 20180051 | 106.3 | AK71-3/4 | 20180097 | 154.3 | AK104-1-3/16 | 20179899 | 202.3 |
| AK54-3/4 | 20180050 | 107.3 | AK71-1 | 20180093 | 155.3 | AK104-1-1/4 | 20179898 | 203.3 |
| AK54-7/8 | 20180052 | 108.3 | AK71-1 1/8 | 20180094 | 156.3 | AK104-1-3/8 | 20179900 | 204.3 |
| AK54-15/16 | 20180049 | 109.3 | AK71-1 7/16 | 20180095 | 157.3 | AK104-1-7/16 | 20179901 | 205.3 |
| AK54-1 | 20180046 | 110.3 | AK74-1/2 | 20180104 | 158.3 | AK109-3/4 | 20179906 | 206.3 |
| AK54-1 1/8 | 20180053 | 111.3 | AK74-5/8 | 20180106 | 159.3 | AK109-1 | 20179904 | 207.3 |
| AK54-1 3/16 | 20180047 | 112.3 | AK74-3/4 | 20180105 | 160.3 | AK109-1 3/8 | 20179907 | 208.3 |
| AK56-1/2 | 20180057 | 113.3 | AK74-15/16 | 20180107 | 161.3 | AK109-1-7/16 | 20179905 | 209.3 |
| AK56-5/8 | 20180059 | 114.3 | AK74-1 | 20180099 | 162.3 | AK114-3/4 | 20179911 | 210.3 |
| AK56-3/4 | 20180058 | 115.3 | AK74-1 1/8 | 20180101 | 163.3 | AK114-1 | 20179908 | 211.3 |
| AK56-7/8 | 20180060 | 116.3 | AK74-1 3/16 | 20180102 | 164.3 | AK114-1-3/16 | 20179909 | 212.3 |
| AK56-15/16 | 20180061 | 117.3 | AK74-1 1/4 | 20180100 | 165.3 | AK114-1-7/16 | 20179910 | 213.3 |
| AK56-1 | 20180054 | 118.3 | AK74-1 7/16 | 20180103 | 166.3 | AK124-5/8 | 20179917 | 214.3 |
| AK56-1 1/8 | 20180055 | 119.3 | AK79-3/4 | 20180110 | 167.3 | AK124-3/4 | 20179916 | 215.3 |
| AK56-1 3/16 | 20180056 | 120.3 | AK79-1 | 20180108 | 168.3 | AK124-1 | 20179912 | 216.3 |
| AK59-1/2 | 20180064 | 121.3 | AK79-1 1/8 | 20180109 | 169.3 | AK124-1 3/16 | 20179913 | 217.3 |
| AK59-5/8 | 20180067 | 122.3 | AK79-1 7/16 | 20180111 | 170.3 | AK124-1-1/4 | 20179914 | 218.3 |
| AK59-3/4 | 20180066 | 123.3 | AK81-5/8 | 20180115 | 171.3 | AK124-1-7/16 | 20179915 | 219.3 |
| AK59-7/8 | 20180068 | 124.3 | AK81-3/4 | 20180114 | 172.3 | AK134-3/4 | 20179922 | 220.3 |
| AK59-15/16 | 20180069 | 125.3 | AK81-1 | 20180112 | 173.3 | AK134-1 | 20179918 | 221.3 |
| AK59-1 | 20180062 | 126.3 | 2AK84-1 3/16 | 20179764 | 174.3 | AK134-1-3/16 | 20179919 | 222.3 |
| AK59-1-1/8 | 20180065 | 127.3 | AK84-1/2 | 20180120 | 175.3 | AK134-1-3/8 | 20179920 | 223.3 |
| AK59-1 3/16 | 20180063 | 128.3 | AK84-5/8 | 20180122 | 176.3 | AK134-1-7/16 | 20179921 | 224.3 |
| AK61-1/2 | 20180073 | 129.3 | AK84-3/4 | 20180121 | 177.3 | AK144-3/4 | 20179928 | 225.3 |
| AK61-5/8 | 20180075 | 130.3 | AK84- 15/16 | 20180116 | 178.3 | AK144-1 | 20179925 | 226.3 |
| AK61-3/4 | 20180074 | 131.3 | AK84-1 | 20180117 | 179.3 | AK144-1-3/16 | 20179926 | 227.3 |
| AK61-7/8 | 20180076 | 132.3 | AK84-1 3/16 | 20180118 | 180.3 | AK144-1-7/16 | 20179927 | 228.3 |
| AK61-15/16 | 20180077 | 133.3 | AK84-1 7/16 | 20180119 | 181.3 | AK154-3/4 | 20179934 | 229.3 |
| AK61-1 | 20180070 | 134.3 | AK89-3/4 | 20180126 | 182.3 | AK154-1 | 20179931 | 230.3 |
| AK61-1 1/8 | 20180071 | 135.3 | AK89-1 | 20180123 | 183.3 | AK154-1-7/16 | 20179933 | 231.3 |
| AK61-1 3/16 | 20180072 | 136.3 | AK89-1 1/8 | 20180124 | 184.3 | AK184-3/4 | 20179944 | 232.3 |
| AK64-1/2 | 20180081 | 137.3 | AK89-1 7/16 | 20180125 | 185.3 | AK184-1 | 20179941 | 233.3 |
| AK64-5/8 | 20180083 | 138.3 | AK91-3/4 | 20180128 | 186.3 | AK184-1-3/16 | 20179942 | 234.3 |
| AK64-3/4 | 20180082 | 139.3 | AK91-1 | 20180127 | 187.3 | AK184-1-7/16 | 20179943 | 235.3 |
| AK64-7/8 | 20180084 | 140.3 | AK94-1/2 | 20180133 | 188.3 | | | |

FHP Bored-to-Size Single B Groove Sheaves

| Part # | SAP # | Weight* | Part # | SAP # | Weight* | Part # | SAP # | Weight* |
|------------|----------|---------|------------|----------|---------|---------------|----------|---------|
| BK19-5/8 | 20180181 | 0.7 | BK34-1 | 20180240 | 1.8 | BK55-1 | 20180288 | 4.0 |
| BK19-3/4 | 20180180 | 0.7 | BK34-1 1/8 | 20180241 | 1.8 | BK55-1 1/8 | 20180289 | 4.0 |
| BK22-1/2 | 20180190 | 0.9 | BK36-1/2 | 20180248 | 2.0 | BK55-1 3/16 | 20180290 | 4.0 |
| BK22-5/8 | 20180192 | 0.9 | BK36-5/8 | 20180250 | 2.0 | BK57/HA54 5/8 | 20180295 | 4.1 |
| BK22-3/4 | 20180191 | 0.9 | BK36-3/4 | 20180249 | 2.0 | K57-3/4 | 20180298 | 4.1 |
| BK22-7/8 | 20180193 | 0.9 | BK36-7/8 | 20180251 | 2.0 | BK57-7/8 | 20180299 | 4.1 |
| BK22-1 | 20180189 | 0.9 | BK36-1 | 20180246 | 2.0 | BK57-15/16 | 20180300 | 4.1 |
| BK23-5/8 | 20180194 | 0.9 | BK36-1 1/8 | 20180247 | 2.0 | BK57-1 | 20180296 | 4.1 |
| BK23-1 | 20180195 | 0.9 | BK40-1/2 | 20180254 | 2.2 | BK57-1 1/8 | 20180297 | 4.1 |
| BK24-1/2 | 20180200 | 0.9 | BK40-5/8 | 20180256 | 2.2 | BK60-1/2 | 20180303 | 3.8 |
| BK24-5/8 | 20180202 | 0.9 | BK40-3/4 | 20180255 | 2.2 | BK60-5/8 | 20180306 | 3.8 |
| BK24-3/4 | 20180201 | 0.9 | BK40-7/8 | 20180257 | 2.2 | BK60-3/4 | 20180305 | 3.8 |
| BK24-7/8 | 20180203 | 0.9 | BK40-1 | 20180252 | 2.2 | BK60-7/8 | 20180307 | 3.8 |
| BK24-1 | 20180199 | 0.9 | BK40-1 1/8 | 20180253 | 2.2 | BK60-1 | 20180301 | 3.8 |
| BK25-1/2 | 20180204 | 1.1 | BK45-1/2 | 20180260 | 2.7 | BK60-1 1/8 | 20180304 | 3.8 |
| BK25-5/8 | 20180206 | 1.1 | BK45-5/8 | 20180262 | 2.7 | BK60-1 3/16 | 20180302 | 3.8 |
| BK25-3/4 | 20180205 | 1.1 | BK45-3/4 | 20180261 | 2.7 | BK62-1/2 | 20180311 | 3.6 |
| BK25-7/8 | 20180207 | 1.1 | BK45-7/8 | 20180263 | 2.7 | BK62-5/8 | 20180313 | 3.6 |
| BK26-1/2 | 20180208 | 1.2 | BK45-1 | 20180258 | 2.7 | BK62-3/4 | 20180312 | 3.6 |
| BK26-5/8 | 20180210 | 1.2 | BK45-1 1/8 | 20180259 | 2.7 | BK62-7/8 | 20180314 | 3.6 |
| BK26-3/4 | 20180209 | 1.2 | BK46-7/8 | 20180264 | 2.7 | BK62-15/16 | 20180315 | 3.6 |
| BK26-7/8 | 20180211 | 1.2 | BK47-1/2 | 20180267 | 2.9 | BK62-1 | 20180308 | 3.6 |
| BK27-1/2 | 20180213 | 1.1 | BK47-5/8 | 20180269 | 2.9 | BK62-1 1/8 | 20180309 | 3.6 |
| BK27-5/8 | 20180215 | 1.1 | BK47-3/4 | 20180268 | 2.9 | BK62-1 13/16 | 20333018 | 3.6 |
| BK27-3/4 | 20180214 | 1.1 | BK47-7/8 | 20180270 | 2.9 | BK64-5/8 | 20180318 | 3.7 |
| BK27-7/8 | 20180216 | 1.1 | BK47-1 | 20180265 | 2.9 | BK64-3/4 | 20333019 | 3.7 |
| BK27-1 1/8 | 20180212 | 1.1 | BK47-1 1/8 | 20180266 | 2.9 | BK64-7/8 | 20180319 | 3.7 |
| BK28-1/2 | 20180219 | 1.4 | BK48-5/8 | 20180273 | 3.0 | BK65-5/8 | 20180323 | 3.7 |
| BK28-5/8 | 20180221 | 1.4 | BK48-3/4 | 20180272 | 3.0 | BK65-3/4 | 20180322 | 3.7 |
| BK28-3/4 | 20180220 | 1.4 | BK48-7/8 | 20180274 | 3.0 | BK65-1 | 20180320 | 3.7 |
| BK28-7/8 | 20180222 | 1.4 | BK48-1 1/8 | 20180271 | 3.0 | BK65-1 1/8 | 20180321 | 3.7 |
| BK28-1 | 20180217 | 1.4 | BK50-1/2 | 20180277 | 3.2 | BK67-5/8 | 20180327 | 3.7 |
| BK28-1 1/8 | 20180218 | 1.4 | BK50-5/8 | 20180279 | 3.2 | BK67-3/4 | 20180326 | 3.7 |
| BK30-1/2 | 20180225 | 1.5 | BK50-3/4 | 20180278 | 3.2 | BK67-1 | 20180324 | 3.7 |
| BK30-5/8 | 20180227 | 1.5 | BK50-7/8 | 20180280 | 3.2 | BK67-1 1/8 | 20333020 | 3.7 |
| BK30-3/4 | 20180226 | 1.5 | BK50-15/16 | 20180281 | 3.2 | BK70-5/8 | 20180335 | 3.7 |
| BK30-7/8 | 20180228 | 1.5 | BK50-1 | 20180275 | 3.2 | BK70-3/4 | 20180334 | 3.7 |
| BK30-1 | 20180223 | 1.5 | BK50-1 1/8 | 20180276 | 3.2 | BK70-15/16 | 20180336 | 3.7 |
| BK30-1 1/8 | 20180224 | 1.5 | BK52-1/2 | 20180284 | 3.4 | BK70-1 | 20180330 | 3.7 |
| BK32-1/2 | 20180236 | 1.5 | BK52-5/8 | 20180286 | 3.4 | BK70-1 1/8 | 20180332 | 3.7 |
| BK32-5/8 | 20180238 | 1.5 | BK52-3/4 | 20180285 | 3.4 | BK70-1 13/16 | 20333021 | 3.7 |
| BK32-3/4 | 20180237 | 1.5 | BK52-7/8 | 20180287 | 3.4 | BK70-1 7/16 | 20180333 | 3.7 |
| BK32-7/8 | 20180239 | 1.5 | BK52-1 | 20180282 | 3.4 | BK72-3/4 | 20180341 | 3.8 |
| BK32-1 | 20180235 | 1.5 | BK52-1 1/8 | 20180283 | 3.4 | BK72-1 | 20180337 | 3.8 |
| BK34-1/2 | 20180242 | 1.8 | BK55-1/2 | 20180291 | 4.0 | BK72-1 1/8 | 20180339 | 3.8 |
| BK34-5/8 | 20180244 | 1.8 | BK55-5/8 | 20180293 | 4.0 | BK72-1 3/8 | 20180340 | 3.8 |
| BK34-3/4 | 20180243 | 1.8 | BK55-3/4 | 20180292 | 4.0 | BK72-1 7/16 | 20180338 | 3.8 |
| BK34-7/8 | 20180245 | 1.8 | BK55-7/8 | 20180294 | 4.0 | BK75-3/4 | 20180345 | 4.3 |

Metal Sheaves and Pulleys

Available Parts

FHP Bored-to-Size Single B Groove Sheaves (continued)

| Part # | SAP # | Weight* | Part # | SAP # | Weight* | Part # | SAP # | Weight* |
|--------------|----------|---------|---------------|----------|---------|---------------|----------|---------|
| BK75-1 | 20180342 | 4.3 | BK90-1-3/16 | 20180368 | 6.0 | BK115-1 | 20180157 | 8.7 |
| BK75-1 1/8 | 20180343 | 4.3 | BK90-1-3/8 | 20180369 | 6.0 | BK115-1 3/8 | 20180158 | 8.7 |
| BK75-1 7/16 | 20180344 | 4.3 | BK90-1 7/16 | 20180372 | 6.0 | BK115-1 7/16 | 20180159 | 8.7 |
| BK77-3/4 | 20180350 | 4.5 | BK92-3/4 | 20180379 | 6.2 | BK120-3/4 | 20180164 | 9.2 |
| BK77-1 | 20180346 | 4.5 | BK92-7/8 | 20180380 | 6.2 | BK120-1 | 20180160 | 9.2 |
| BK77-1 1/8 | 20180347 | 4.5 | BK92-1 1/8 | 20180376 | 6.2 | BK120-1 13/16 | 20333024 | 9.2 |
| BK77-1 3/8 | 20180348 | 4.5 | BK95-3/4 | 20180385 | 6.3 | BK120-1-3/8 | 20180163 | 9.2 |
| BK77-1 7/16 | 20180349 | 4.5 | BK95-1 | 20180381 | 6.3 | BK120-1 7/16 | 20180162 | 9.2 |
| BK80-5/8 | 20180358 | 5.1 | BK95-1-1/8 | 20180383 | 6.3 | BK130-3/4 | 20180168 | 9.6 |
| BK80-3/4 | 20180357 | 5.1 | BK95-1-3/8 | 20180384 | 6.3 | BK130-1 | 20180165 | 9.6 |
| BK80-7/8 | 20180359 | 5.1 | BK95-1 7/16 | 20180382 | 6.3 | BK130-1 1/8 | 20180170 | 9.6 |
| BK80-1 | 20180351 | 5.1 | BK100-3/4 | 20180146 | 7.2 | BK130-1 13/16 | 20333025 | 9.6 |
| BK80-1 1/8 | 20180353 | 5.1 | BK100-7/8 | 20180147 | 7.2 | BK130-1-7/16 | 20180167 | 9.6 |
| BK85-1 3/16 | 20180362 | 5.1 | BK100-1 | 20180140 | 7.2 | BK140-3/4 | 20180174 | 11.2 |
| BK80-1 1/4 | 20180352 | 5.1 | BK100-1 1/8 | 20180141 | 7.2 | BK140-1 | 20180171 | 11.2 |
| BK80-1 3/8 | 20180355 | 5.1 | BK100-1 3/16 | 20180142 | 7.2 | BK140-1 13/16 | 20333026 | 11.2 |
| BK80-1 7/16 | 20180356 | 5.1 | BK100-1-1/4 | 20180144 | 7.2 | BK140-1-7/16 | 20180173 | 11.2 |
| BK85-3/4 | 20180365 | 5.5 | BK100-1-3/8 | 20180145 | 7.2 | BK160-1 | 20180175 | 12.9 |
| BK85-1 | 20180360 | 5.5 | BK100-1 7/16 | 20180143 | 7.2 | BK160-1 1/8 | 20180177 | 12.9 |
| BK85-1 1/8 | 20180361 | 5.5 | BK105-1 | 20180148 | 7.7 | BK160-1 13/16 | 20333027 | 12.9 |
| BK85-1 13/16 | 20333022 | 5.5 | BK105-1 3/8 | 20180149 | 7.7 | BK160-1 1/4 | 20180176 | 12.9 |
| BK85-1 3/8 | 20180363 | 5.5 | BK105-1 7/16 | 20180150 | 7.7 | BK160-1 7/16 | 20180179 | 12.9 |
| BK85-1-7/16 | 20180364 | 5.5 | BK110-3/4 | 20180156 | 8.2 | BK190-1 | 20180182 | 14.5 |
| BK90-3/4 | 20180370 | 6.0 | BK110-1 | 20180151 | 8.2 | BK190-1 13/16 | 20333028 | 14.5 |
| BK90-7/8 | 20180371 | 6.0 | BK110-1 1/8 | 20180152 | 8.2 | BK190-1 1/4 | 20180183 | 14.5 |
| BK90-15/16 | 20180373 | 6.0 | BK110-1 13/16 | 20333023 | 8.2 | BK190-1-7/16 | 20180184 | 14.5 |
| BK90-1 | 20180366 | 6.0 | BK110-1-3/8 | 20180154 | 8.2 | | | |
| BK90-1-1/8 | 20180367 | 6.0 | BK110-1-7/16 | 20180155 | 8.2 | | | |

*Weight does not include bushing and is approximate.

FHP Bored-to-Size Two A Groove Sheaves

| Part # | SAP # | Weight* | Part # | SAP # | Weight* | Part # | SAP # | Weight* |
|-----------|----------|---------|-----------|----------|---------|-------------|----------|---------|
| 2AK20-1/2 | 20179650 | 0.9 | 2AK25-3/4 | 20179667 | 1.5 | 2AK30-3/4 | 20179686 | 2.2 |
| 2AK20-5/8 | 20179652 | 0.9 | 2AK25-7/8 | 20179669 | 1.5 | 2AK30-7/8 | 20179688 | 2.2 |
| 2AK20-3/4 | 20179651 | 0.9 | 2AK25-1 | 20179666 | 1.5 | 2AK30-1 | 20179683 | 2.2 |
| 2AK21-1/2 | 20179654 | 1.1 | 2AK26-5/8 | 20179672 | 1.5 | 2AK30-1 1/8 | 20179684 | 2.2 |
| 2AK21-5/8 | 20179656 | 1.1 | 2AK26-3/4 | 20179671 | 1.5 | 2AK32-5/8 | 20179692 | 2.4 |
| 2AK21-3/4 | 20179655 | 1.1 | 2AK26-7/8 | 20179673 | 1.5 | 2AK32-3/4 | 20179691 | 2.4 |
| 2AK22-1/2 | 20179657 | 1.2 | 2AK27-5/8 | 20179676 | 1.8 | 2AK32-7/8 | 20179693 | 2.4 |
| 2AK22-5/8 | 20179659 | 1.2 | 2AK27-3/4 | 20179675 | 1.8 | 2AK32-1 | 20179689 | 2.4 |
| 2AK22-3/4 | 20179658 | 1.2 | 2AK27-7/8 | 20179677 | 1.8 | 2AK32-1 1/8 | 20179690 | 2.4 |
| 2AK22-7/8 | 20179660 | 1.2 | 2AK27-1 | 20179674 | 1.8 | 2AK34-5/8 | 20179697 | 2.7 |
| 2AK22-1 | 20179661 | 1.2 | 2AK28-5/8 | 20179681 | 2.0 | 2AK34-3/4 | 20179696 | 2.7 |
| 2AK23-5/8 | 20179664 | 1.3 | 2AK28-3/4 | 20179680 | 2.0 | 2AK34-7/8 | 20179698 | 2.7 |
| 2AK23-3/4 | 20179663 | 1.3 | 2AK28-7/8 | 20179682 | 2.0 | 2AK34-1 | 20179694 | 2.7 |
| 2AK23-7/8 | 20179665 | 1.3 | 2AK28-1 | 20179679 | 2.0 | 2AK34-1 1/8 | 20179695 | 2.7 |
| 2AK23-1 | 20179662 | 1.3 | 2AK30-1/2 | 20179685 | 2.2 | 2AK39-5/8 | 20179702 | 3.2 |
| 2AK25-5/8 | 20179668 | 1.5 | 2AK30-5/8 | 20179687 | 2.2 | 2AK39-3/4 | 20179701 | 3.2 |

FHP Bored-to-Size Two A Groove Sheaves (continued)

| Part # | SAP # | Weight* | Part # | SAP # | Weight* | Part # | SAP # | Weight* |
|-------------|----------|---------|--------------|----------|---------|---------------|----------|---------|
| 2AK39-7/8 | 20179703 | 3.2 | 2AK54-1 | 20179728 | 3.2 | 2AK84-1 | 20179759 | 6.9 |
| 2AK39-1 | 20179699 | 3.2 | 2AK54-1 1/8 | 20179729 | 3.2 | 2AK84-1-1/8 | 20179760 | 6.9 |
| 2AK39-1 1/8 | 20179700 | 3.2 | 2AK54-1 3/8 | 20179733 | 3.2 | 2AK84-1-3/8 | 20179761 | 6.9 |
| 2AK41-5/8 | 20179707 | 3.5 | 2AK56-5/8 | 20179738 | 3.3 | 2AK84-1-7/16 | 20179762 | 6.9 |
| 2AK41-3/4 | 20179706 | 3.5 | 2AK56-3/4 | 20179737 | 3.3 | 2AK94-3/4 | 20179771 | 7.7 |
| 2AK41-7/8 | 20179708 | 3.5 | 2AK56-1 | 20179734 | 3.3 | 2AK94-1 | 20179766 | 7.7 |
| 2AK41-1 | 20179704 | 3.5 | 2AK56-1 1/8 | 20179735 | 3.3 | 2AK94-1-1/8 | 20179767 | 7.7 |
| 2AK41-1 1/8 | 20179705 | 3.5 | 2AK56-1-3/8 | 20179736 | 3.3 | 2AK94-1-3/16 | 20179768 | 7.7 |
| 2AK44-5/8 | 20179712 | 4.1 | 2AK59-1 | 20179739 | 3.4 | 2AK94-1-3/8 | 20179769 | 7.7 |
| 2AK44-3/4 | 20179711 | 4.1 | 2AK59-1 1/8 | 20179740 | 3.4 | 2AK94-1-7/16 | 20179770 | 7.7 |
| 2AK44-7/8 | 20179713 | 4.1 | 2AK59-1-3/8 | 20179741 | 3.4 | 2AK104-3/4 | 20179633 | 9.7 |
| 2AK44-1 | 20179709 | 4.1 | 2AK61-3/4 | 20179745 | 3.6 | 2AK104-15/16 | 20179634 | 9.7 |
| 2AK44-1 1/8 | 20179710 | 4.1 | 2AK61-7/8 | 20179746 | 3.6 | 2AK104-1 | 20179630 | 9.7 |
| 2AK46-5/8 | 20179716 | 4.6 | 2AK61-1 | 20179742 | 3.6 | 2AK104-1 3/16 | 20179631 | 9.7 |
| 2AK46-7/8 | 20179717 | 4.6 | 2AK61-1 1/8 | 20179743 | 3.6 | 2AK104-1-7/16 | 20179632 | 9.7 |
| 2AK46-1 | 20179714 | 4.6 | 2AK61-1-3/8 | 20179744 | 3.6 | 2AK114-1 | 20179635 | 10.2 |
| 2AK46-1 1/8 | 20179715 | 4.6 | 2AK64-3/4 | 20179752 | 4.5 | 2AK114-1-3/16 | 20179636 | 10.2 |
| 2AK49-3/4 | 20179720 | 2.7 | 2AK64-1 | 20179747 | 4.5 | 2AK114-1-3/8 | 20179637 | 10.2 |
| 2AK49-7/8 | 20179721 | 2.7 | 2AK64-1 1/8 | 20179748 | 4.5 | 2AK114-1-7/16 | 20179638 | 10.2 |
| 2AK49-1 | 20179718 | 2.7 | 2AK64-1-3/16 | 20179749 | 4.5 | 2AK124-1 | 20179639 | 11.3 |
| 2AK49-1 1/8 | 20179719 | 2.7 | 2AK64-1-3/8 | 20179750 | 4.5 | 2AK124-1-3/16 | 20179640 | 11.3 |
| 2AK49-1 3/8 | 20179722 | 2.7 | 2AK64-1-7/16 | 20179751 | 4.5 | 2AK124-1-7/16 | 20179641 | 11.3 |
| 2AK51-3/4 | 20179726 | 2.9 | 2AK74-3/4 | 20179758 | 5.8 | 2AK134-1-3/16 | 20179642 | 12.4 |
| 2AK51-7/8 | 20179727 | 2.9 | 2AK74-1 | 20179753 | 5.8 | 2AK134-1-7/16 | 20179643 | 12.4 |
| 2AK51-1 | 20179723 | 2.9 | 2AK74-1-1/8 | 20179754 | 5.8 | 2AK144-1 | 20179644 | 13.2 |
| 2AK51-1 1/8 | 20179724 | 2.9 | 2AK74-1-3/16 | 20179755 | 5.8 | 2AK144-1 7/16 | 20179645 | 13.2 |
| 2AK51-1-3/8 | 20179725 | 2.9 | 2AK74-1-3/8 | 20179756 | 5.8 | 2AK154-1 3/16 | 20179646 | 13.7 |
| 2AK54-5/8 | 20179731 | 3.2 | 2AK74-1-7/16 | 20179757 | 5.8 | 2AK154-1 7/16 | 20179647 | 13.7 |
| 2AK54-3/4 | 20179730 | 3.2 | 2AK84-3/4 | 20179763 | 6.9 | 2AK184-1-3/16 | 20179648 | 15.8 |
| 2AK54-7/8 | 20179732 | 3.2 | 2AK84-15/16 | 20179765 | 6.9 | 2AK184-1-7/16 | 20179649 | 15.8 |

*Weight does not include bushing and is approximate.

FHP Bored-to-Size Two B Groove Sheaves

| Part # | SAP # | Weight* | Part # | SAP # | Weight* | Part # | SAP # | Weight* |
|-------------|----------|---------|-------------|----------|---------|-------------|----------|---------|
| 2BK23-5/8 | 20179794 | 1.3 | 2BK27-5/8 | 20179806 | 1.8 | 2BK30-1/2 | 20179817 | 1.9 |
| 2BK23-7/8 | 20179795 | 1.3 | 2BK27-3/4 | 20179805 | 1.8 | 2BK30-5/8 | 20179819 | 1.9 |
| 2BK25-1/2 | 20179796 | 1.4 | 2BK27-7/8 | 20179808 | 1.8 | 2BK30-3/4 | 20179818 | 1.9 |
| 2BK25-5/8 | 20179798 | 1.4 | 2BK27-1 | 20179807 | 1.8 | 2BK30-7/8 | 20179820 | 1.9 |
| 2BK25-3/4 | 20179797 | 1.4 | 2BK28-1/2 | 20179811 | 1.9 | 2BK30-1 | 20179815 | 1.9 |
| 2BK25-7/8 | 20179799 | 1.4 | 2BK28-5/8 | 20179813 | 1.9 | 2BK30-1 1/8 | 20179816 | 1.9 |
| 2BK26-5/8 | 20179802 | 1.6 | 2BK28-3/4 | 20179812 | 1.9 | 2BK32-5/8 | 20179824 | 2.2 |
| 2BK26-7/8 | 20179803 | 1.6 | 2BK28-7/8 | 20179814 | 1.9 | 2BK32-7/8 | 20179825 | 2.2 |
| 2BK26-1 1/8 | 20179801 | 1.6 | 2BK28-1 | 20179809 | 1.9 | 2BK32-1 | 20179821 | 2.2 |
| 2BK27-1/2 | 20179804 | 1.8 | 2BK28-1 1/8 | 20179810 | 1.9 | 2BK32-1 1/8 | 20179822 | 2.2 |

*Weight does not include bushing and is approximate.

continued on page 128

Metal Sheaves and Pulleys

Available Parts

FHP Bored-to-Size Two B Groove Sheaves (continued)

| Part # | SAP # | Weight* | Part # | SAP # | Weight* | Part # | SAP # | Weight* |
|-------------|----------|---------|--------------|----------|---------|---------------|----------|---------|
| 2BK34-5/8 | 20179829 | 2.4 | 2BK55-1 3/8 | 20179861 | 6.5 | 2BK90-3/4 | 20179896 | 8.0 |
| 2BK34-3/4 | 20179828 | 2.4 | 2BK57-1 | 20179862 | 6.0 | 2BK90-1 | 20179891 | 8.0 |
| 2BK34-7/8 | 20179830 | 2.4 | 2BK57-1 1/8 | 20179863 | 6.0 | 2BK90-1 1/8 | 20179892 | 8.0 |
| 2BK34-1 | 20179826 | 2.4 | 2BK57-1 3/8 | 20179864 | 6.0 | 2BK90-1 3/16 | 20333029 | 8.0 |
| 2BK34-1 1/8 | 20179827 | 2.4 | 2BK60-3/4 | 20179868 | 6.3 | 2BK90-1 3/8 | 20333030 | 8.0 |
| 2BK36-3/4 | 20179834 | 3.0 | 2BK60-7/8 | 20179869 | 6.3 | 2BK90-1 7/16 | 20333031 | 8.0 |
| 2BK36-7/8 | 20179835 | 3.0 | 2BK60-1 | 20179865 | 6.3 | 2BK100-3/4 | 20179776 | 9.5 |
| 2BK36-1 | 20179831 | 3.0 | 2BK60-1 1/8 | 20179866 | 6.3 | 2BK100-1 | 20179772 | 9.5 |
| 2BK36-1 1/8 | 20179832 | 3.0 | 2BK60-1 3/8 | 20179867 | 6.3 | 2BK100-1 3/16 | 20179773 | 9.5 |
| 2BK36-1 3/8 | 20179833 | 3.0 | 2BK62-1 | 20179870 | 7.6 | 2BK100-1 3/8 | 20333032 | 9.5 |
| 2BK40-5/8 | 20179840 | 4.0 | 2BK62-1 1/8 | 20179871 | 7.6 | 2BK100-1 7/16 | 20179774 | 9.5 |
| 2BK40-3/4 | 20179839 | 4.0 | 2BK62-1 3/8 | 20179872 | 7.6 | 2BK110-1 | 20179777 | 11.4 |
| 2BK40-7/8 | 20179841 | 4.0 | 2BK65-1 | 20179873 | 5.2 | 2BK110-1 3/16 | 20179778 | 11.4 |
| 2BK40-1 | 20179837 | 4.0 | 2BK65-1 1/8 | 20179874 | 5.2 | 2BK110-1 7/16 | 20179779 | 11.4 |
| 2BK40-1 1/8 | 20179838 | 4.0 | 2BK65-1 3/8 | 20179875 | 5.2 | 2BK120-1 | 20179780 | 13.2 |
| 2BK45-1 | 20179843 | 4.5 | 2BK67-1 | 20179876 | 5.8 | 2BK120-1 3/16 | 20179781 | 13.2 |
| 2BK45-1 1/8 | 20179844 | 4.5 | 2BK67-1 1/8 | 20179877 | 5.8 | 2BK120-1 7/16 | 20179782 | 13.2 |
| 2BK45-1 3/8 | 20179845 | 4.5 | 2BK67-1 3/8 | 20179878 | 5.8 | 2BK130-1 | 20179783 | 14.8 |
| 2BK47-7/8 | 20179849 | 5.1 | 2BK70-3/4 | 20179882 | 5.6 | 2BK130-1 3/16 | 20179784 | 14.8 |
| 2BK47-1 | 20179847 | 5.1 | 2BK70-1 | 20179879 | 5.6 | 2BK130-1 7/16 | 20179785 | 14.8 |
| 2BK47-1 1/8 | 20179848 | 5.1 | 2BK70-1 1/8 | 20179880 | 5.6 | 2BK140-1 | 20179786 | 15.6 |
| 2BK50-3/4 | 20179853 | 5.4 | 2BK70-1 3/16 | 20179883 | 5.6 | 2BK140-1 3/16 | 20179787 | 15.6 |
| 2BK50-1 | 20179850 | 5.4 | 2BK70-1 3/8 | 20179881 | 5.6 | 2BK140-1 7/16 | 20179788 | 15.6 |
| 2BK50-1 1/8 | 20179851 | 5.4 | 2BK70-1 7/16 | 20179884 | 5.6 | 2BK160-1 | 20179789 | 18.5 |
| 2BK50-1 3/8 | 20179852 | 5.4 | 2BK80-3/4 | 20179890 | 6.9 | 2BK160-1 3/16 | 20179790 | 18.5 |
| 2BK52-7/8 | 20179857 | 5.7 | 2BK80-1 | 20179885 | 6.9 | 2BK160-1 7/16 | 20179791 | 18.5 |
| 2BK52-1 | 20179854 | 5.7 | 2BK80-1 1/8 | 20179886 | 6.9 | 2BK190-1 3/16 | 20179792 | 21.5 |
| 2BK52-1 1/8 | 20179855 | 5.7 | 2BK80-1 3/16 | 20179887 | 6.9 | 2BK190-1 7/16 | 20179793 | 21.5 |
| 2BK52-1 3/8 | 20179856 | 5.7 | 2BK80-1 3/8 | 20179888 | 6.9 | | | |
| 2BK55-1 1/8 | 20179860 | 6.5 | 2BK80-1 7/16 | 20179889 | 6.9 | | | |

*Weight does not include bushing and is approximate.

Light-Duty (FHP) Adjustable VP Series Sheaves

| Part # | SAP # | Weight* | Part # | SAP # | Weight* | Part # | SAP # | Weight* |
|-------------|----------|---------|-------------|----------|---------|-------------|----------|---------|
| 1VP25-1/2 | 20180386 | 0.7 | 1VP40-3/4 | 20180401 | 1.9 | 1VP50-1 | 20180410 | 3.6 |
| 1VP25-5/8 | 20180388 | 0.7 | 1VP40-7/8 | 20180403 | 1.9 | 1VP50-1 1/8 | 20180411 | 3.6 |
| 1VP25-3/4 | 20180387 | 0.7 | 1VP40-1 | 20180398 | 1.9 | 1VP56-1/2 | 20180418 | 4.4 |
| 1VP30-1/2 | 20180389 | 1.1 | 1VP40-1 1/8 | 20180399 | 1.9 | 1VP56-5/8 | 20180420 | 4.4 |
| 1VP30-5/8 | 20180391 | 1.1 | 1VP44-1/2 | 20180406 | 2.4 | 1VP56-3/4 | 20180419 | 4.4 |
| 1VP30-3/4 | 20180390 | 1.1 | 1VP44-5/8 | 20180408 | 2.4 | 1VP56-7/8 | 20180421 | 4.4 |
| 1VP34-1/2 | 20180394 | 1.4 | 1VP44-3/4 | 20180407 | 2.4 | 1VP56-1 | 20180416 | 4.4 |
| 1VP34-5/8 | 20180396 | 1.4 | 1VP44-7/8 | 20180409 | 2.4 | 1VP56-1 1/8 | 20180417 | 4.4 |
| 1VP34-3/4 | 20180395 | 1.4 | 1VP44-1 | 20180404 | 2.4 | 1VP60-5/8 | 20180427 | 6.5 |
| 1VP34-7/8 | 20180397 | 1.4 | 1VP44-1 1/8 | 20180405 | 2.4 | 1VP60-3/4 | 20180426 | 6.5 |
| 1VP34-1 | 20180392 | 1.4 | 1VP50-1/2 | 20180412 | 3.6 | 1VP60-7/8 | 20180428 | 6.5 |
| 1VP34-1 1/8 | 20180393 | 1.4 | 1VP50-5/8 | 20180414 | 3.6 | 1VP60-1 | 20180422 | 6.5 |
| 1VP40-1/2 | 20180400 | 1.9 | 1VP50-3/4 | 20180413 | 3.6 | 1VP60-1 1/8 | 20180423 | 6.5 |
| 1VP40-5/8 | 20180402 | 1.9 | 1VP50-7/8 | 20180415 | 3.6 | 1VP60-1 3/8 | 20180424 | 6.5 |

Overview

Synchronous

Banded

V-Belt

Bushing Hardware

Specialty

Automotive & Truck

General Inform

Light-Duty (FHP) Adjustable VP Series Sheaves (continued)

| Part # | SAP # | Weight* | Part # | SAP # | Weight* | Part # | SAP # | Weight* |
|-------------|----------|---------|-------------|----------|---------|-------------|----------|---------|
| 1VP62-5/8 | 20180434 | 6.1 | 2VP36-1/2 | 20333033 | 3.4 | 2VP62-7/8 | 20180492 | 10.0 |
| 1VP62-3/4 | 20180433 | 6.1 | 2VP36-5/8 | 20180462 | 3.4 | 2VP62-1 | 20180487 | 10.0 |
| 1VP62-7/8 | 20180435 | 6.1 | 2VP36-3/4 | 20180461 | 3.4 | 2VP62-1 1/8 | 20180489 | 10.0 |
| 1VP62-1 | 20180429 | 6.1 | 2VP36-7/8 | 20180463 | 3.4 | 2VP62-1 3/8 | 20180490 | 10.0 |
| 1VP62-1 1/8 | 20180431 | 6.1 | 2VP36-1 | 20180459 | 3.4 | 2VP62-1 5/8 | 20333034 | 10.0 |
| 1VP62-1 1/4 | 20180430 | 6.1 | 2VP36-1 1/8 | 20180460 | 3.4 | 2VP65-3/4 | 20180496 | 12.3 |
| 1VP62-1 3/8 | 20180432 | 6.1 | 2VP42-5/8 | 20180467 | 4.4 | 2VP65-7/8 | 20180497 | 12.3 |
| 1VP65-3/4 | 20180439 | 6.8 | 2VP42-3/4 | 20180466 | 4.4 | 2VP65-1 1/8 | 20180493 | 12.3 |
| 1VP65-7/8 | 20180440 | 6.8 | 2VP42-7/8 | 20180468 | 4.4 | 2VP65-1 3/8 | 20180494 | 12.3 |
| 1VP65-1 1/8 | 20180436 | 6.8 | 2VP42-1 | 20180464 | 4.4 | 2VP65-1 5/8 | 20180495 | 12.3 |
| 1VP65-1 3/8 | 20180437 | 6.8 | 2VP42-1 1/8 | 20180465 | 4.4 | 2VP68-3/4 | 20180503 | 11.7 |
| 1VP65-1 5/8 | 20180438 | 6.8 | 2VP50-5/8 | 20180472 | 6.3 | 2VP68-7/8 | 20180504 | 11.7 |
| 1VP68-5/8 | 20180446 | 7.3 | 2VP50-3/4 | 20180471 | 6.3 | 2VP68-1 | 20180498 | 11.7 |
| 1VP68-3/4 | 20180445 | 7.3 | 2VP50-7/8 | 20180473 | 6.3 | 2VP68-1 1/4 | 20180499 | 11.7 |
| 1VP68-7/8 | 20180447 | 7.3 | 2VP50-1 | 20180469 | 6.3 | 2VP68-1 1/8 | 20180500 | 11.7 |
| 1VP68-1 | 20180441 | 7.3 | 2VP50-1 1/8 | 20180470 | 6.3 | 2VP68-1 3/8 | 20180501 | 11.7 |
| 1VP68-1 1/8 | 20180443 | 7.3 | 2VP56-5/8 | 20180479 | 7.8 | 2VP68-1 5/8 | 20180502 | 11.7 |
| 1VP68-1 1/4 | 20180442 | 7.3 | 2VP56-3/4 | 20180478 | 7.8 | 2VP71-3/4 | 20180508 | 14.6 |
| 1VP68-1 3/8 | 20180444 | 7.3 | 2VP56-7/8 | 20180480 | 7.8 | 2VP71-7/8 | 20180509 | 14.6 |
| 1VP71-3/4 | 20180451 | 8.5 | 2VP56-1 | 20180474 | 7.8 | 2VP71-1 1/8 | 20180505 | 14.6 |
| 1VP71-7/8 | 20180452 | 8.5 | 2VP56-1 1/8 | 20180475 | 7.8 | 2VP71-1 3/8 | 20180506 | 14.6 |
| 1VP71-1 1/8 | 20180448 | 8.5 | 2VP56-1 3/8 | 20180476 | 7.8 | 2VP71-1 5/8 | 20180507 | 14.6 |
| 1VP71-1 3/8 | 20180449 | 8.5 | 2VP56-1 5/8 | 20180477 | 7.8 | 2VP75-3/4 | 20180514 | 16.5 |
| 1VP71-1 5/8 | 20180450 | 8.5 | 2VP60-3/4 | 20180485 | 10.6 | 2VP75-7/8 | 20180515 | 16.5 |
| 1VP75-3/4 | 20180457 | 9.2 | 2VP60-7/8 | 20180486 | 10.6 | 2VP75-1 | 20180510 | 16.5 |
| 1VP75-7/8 | 20180458 | 9.2 | 2VP60-1 | 20180481 | 10.6 | 2VP75-1 1/8 | 20180511 | 16.5 |
| 1VP75-1 | 20180453 | 9.2 | 2VP60-1 1/8 | 20180482 | 10.6 | 2VP75-1 3/8 | 20180512 | 16.5 |
| 1VP75-1 1/8 | 20180454 | 9.2 | 2VP60-1 3/8 | 20180483 | 10.6 | 2VP75-1 5/8 | 20180513 | 16.5 |
| 1VP75-1 3/8 | 20180455 | 9.2 | 2VP60-1 5/8 | 20180484 | 10.6 | | | |
| 1VP75-1 5/8 | 20180456 | 9.2 | 2VP62-3/4 | 20180491 | 10.0 | | | |

*Weight does not include bushing and is approximate.

Bushings

Easy to Install and Remove

Sure-Grip®* “Quick Detachable” bushings are split through flange and taper to provide a true clamp on the shaft that is the equivalent of a shrink fit.

All bushing sizes, except JA and QT, have a setscrew over the key to help maintain the bushing’s position on the shaft until the cap screws are securely tightened. Sure-Grip® bushings have a very gradual taper (3/4-inch taper per foot on the diameter), which is about half the inclined angle of many other bushings. The result is that the Sure-Grip® securely clamps the shaft, with twice the force of those competitive bushings, to provide extreme holding power.


Versatile Sure-Grip® bushings permit the mounting of the same mating part on shafts of different diameters and the mounting of different sheaves on the same shaft using the same bushing. Their interchange ability extends through sheaves, pulleys, timing pulleys, sprockets, flexible and rigid couplings, made-to-order items by ContiTech and product lines of several other mechanical power transmission manufacturers.

Sure-Grip® bushings are manufactured with the drilled and tapped holes located at a precise distance from the keyseat; thus, a wide mating part having a bushing in each end can be mounted on a common shaft with the two keyways in line. This feature not only facilitates installation but also permits both bushings to carry an equal share of the load.

Available Sizes

| Sure-Grip® Bushings | | |
|---------------------|----|---|
| QT** | SF | N |
| JA | E | P |
| SH | F | W |
| SDS | J | S |
| SK | M | |

** “H” is a Split Taper Bushing. “QT” is a QD® Bushing and is interchangeable with an “H” bushing.



| Sure-Grip® Bushings (Millimeter Bores-Inches Bolt) | | |
|--|-------|------|
| QT | SF | P |
| JA | E | SKL |
| SH | F | SFL |
| SDS | J | EL |
| SD | M | |
| SK | N | |
| Metric Sure-Grip® Bushings | | |
| QTMX | SDSMX | SFMX |
| JAMX | SDMX | EMX |
| SHMX | SKMX | FMX |
| Metric “L” Series Flangeless Bushings | | |
| SKLMX | ELMX | FLMX |
| SFLMX | | |
| “L” Series Flangeless Bushings | | |
| EL | SKL | SFL |
| FL | | |
| Sure-Grip® Idler Bushings & Replacement Bearings | | |
| SH-BB | SK-BB | E-BB |
| SD-BB | SF-BB | |
| Sure-Grip® Short Bushings | | |
| JS | NS | WS |
| MS | PS | |

General Product Information

Sure-Grip®* Bushings

- › Sure-Grip® bushings conform to the specifications set forth by the Mechanical Power Transmission Association (MPTA) in their CO-1 Guideline of October 1992.
- › An “MPB” or “Minimum Plain Bore” bushing is available in most bushing sizes. These bushings are unsplit and have no keyway. These bushings are intended for reboring and other alterations.
- › Sure-Grip® bushings for inch shafts conform to ANSI B17.1-1967, R1989 for key size versus shaft diameter and keyway dimensions. Square keys are used where possible. For larger bores where a square key is not possible, the required rectangular key is furnished with the bushing.
- › Sure-Grip® bushings for metric shafts conform to British Standard HS 4235: Part 1:1972 for key size versus shaft diameter and keyway dimensions. For larger bores where it is not possible to maintain the standard keyway depth, a more shallow keyway may be used. Special metric keys are not furnished with the bushing.

V-Belt Sheaves, Synchronous Belt Sprockets, Flat Belt Pulleys, etc.

Materials

- › The standard material is class 30 or higher cast iron. Products made from cast iron have a maximum speed limitation of 6,500 foot per minute at the outside diameter. Higher speed requirements dictate the use of higher strength materials.
- › For speeds up to 16,000 feet per minute or high shock application requiring greater toughness, special ductile iron products can be made.

Balance

- › The standard balance is a one-plane tolerance to a G26 quality grade based on 3,500 rpm or the maximum rated speed. A two-plane balance to a G6.3 quality grade is available at an added cost. Sure-Grip® bushed products, which are one-plane balanced, are marked so the bushing can be reinstalled at the application the same way it was installed for balancing. See MPTA COP-05 for standard balancing practices.

Standards

- › The following products meet or exceed the noted ARPM design standards:

| | |
|-----------------------------------|------------|
| Classical V-Belt Sheaves | IP-20-2007 |
| Narrow V-Belt Sheaves | IP-22-2007 |
| Synchronous Belt Pulleys | IP-24-2010 |
| Curvilinear Belt Sprockets | IP-27-2009 |
| FHP Belts and Sheaves | IP-23-2009 |
| Hex Belts and Sheaves | IP-21-2009 |
| Variable Speed | IP-25-2010 |
| V-Ribbed Belts | IP-26-2009 |

Special constructions available

We have the capability to assist in your design and quote any specially designed power transmission drive. We are able to offer consistently competitive prices and fast delivery on the following specials, plus much more.

V-Belt Sheaves

- › Nonstandard diameter requirements
- › Nonstandard number of grooves
- › Unusual hub configurations
- › Deep grooves
- › Metric grooves
- › Added inertia or flywheel effect

Synchronous Sprockets

- › Nonstandard number of teeth
- › Nonstandard face widths
- › Unusual hub configurations
- › Special tooth profiles
- › Added inertia of flywheel effect

Flat Belt Pulleys

- › Nonstandard diameter requirements
- › Nonstandard face widths
- › Unusual hub configurations
- › Split through rim or arm designs
- › All types of special crowns
- › Added inertia or flywheel effect
- › Taper cone arrangements

Flywheels

- › Flywheels per customer design

Bushing Hardware

Taper-Lock Bushings

| Part # | SAP # | Weight | Part # | SAP # | Weight | Part # | SAP # | Weight |
|---------------|----------|--------|---------------|----------|--------|----------------|----------|--------|
| TL1008 | | | TL1310 | | | TL1615 | | |
| TL1008-1/2 | 20352765 | 0.3 | TL1310-1/2 | 20352807 | 0.7 | TL1615-1 5/16 | 20352860 | 0.8 |
| TL1008-9/16 | 20352766 | 0.3 | TL1310-9/16 | 20352808 | 0.7 | TL1615-1 3/8 | 20352861 | 0.8 |
| TL1008-5/8 | 20352767 | 0.3 | TL1310-5/8 | 20352809 | 0.7 | TL1615-1 7/16 | 20352862 | 0.7 |
| TL1008-11/16 | 20352768 | 0.2 | TL1310-11/16 | 20352810 | 0.7 | TL1615-1 1/2 | 20352863 | 0.7 |
| TL1008-3/4 | 20352769 | 0.2 | TL1310-3/4 | 20352811 | 0.7 | TL1615-1 5/8 | 20582854 | 0.4 |
| TL1008-13/16 | 20352770 | 0.2 | TL1310-13/16 | 20352812 | 0.7 | TL2012 | | |
| TL1008-7/8 | 20352739 | 0.2 | TL1310-7/8 | 20352813 | 0.7 | TL2012-1/2 | 20352864 | 1.7 |
| TL1108 | | | TL1310-15/16 | 20352814 | 0.6 | TL2012-9/16 | 20352865 | 1.7 |
| TL1108-1/2 | 20352772 | 0.3 | TL1310-1 | 20352815 | 0.6 | TL2012-5/8 | 20352866 | 1.7 |
| TL1108-9/16 | 20352773 | 0.3 | TL1310-1 1/16 | 20352816 | 0.6 | TL2012-11/16 | 20352867 | 1.7 |
| TL1108-5/8 | 20352774 | 0.3 | TL1310-1 1/8 | 20352817 | 0.6 | TL2012-3/4 | 20352868 | 1.7 |
| TL1108-11/16 | 20352775 | 0.2 | TL1310-1 3/16 | 20352818 | 0.6 | TL2012-13/16 | 20352869 | 1.7 |
| TL1108-3/4 | 20352776 | 0.2 | TL1310-1 1/4 | 20352819 | 0.6 | TL2012-7/8 | 20352870 | 1.6 |
| TL1108-13/16 | 20352777 | 0.2 | TL1610 | | | TL2012-15/16 | 20352871 | 1.6 |
| TL1108-7/8 | 20352778 | 0.2 | TL1610-1/2 | 20352820 | 0.9 | TL2012-1 | 20352872 | 1.6 |
| TL1108-15/16 | 20352779 | 0.2 | TL1610-9/16 | 20352821 | 0.9 | TL2012-1 1/16 | 20352873 | 1.6 |
| TL1108-1 | 20352780 | 0.2 | TL1610-5/8 | 20352822 | 0.9 | TL2012-1 1/8 | 20352874 | 1.5 |
| TL1108-1 1/8 | 20582850 | 0.4 | TL1610-11/16 | 20352823 | 0.9 | TL2012-1 3/16 | 20352875 | 1.5 |
| TL1210 | | | TL1610-3/4 | 20352824 | 0.9 | TL2012-1 1/4 | 20352876 | 1.5 |
| TL1210-1/2 | 20352781 | 0.6 | TL1610-13/16 | 20352825 | 0.9 | TL2012-1 5/16 | 20352877 | 1.4 |
| TL1210-9/16 | 20352782 | 0.6 | TL1610-7/8 | 20352826 | 0.8 | TL2012-1 3/8 | 20352878 | 1.3 |
| TL1210-5/8 | 20352783 | 0.6 | TL1610-15/16 | 20352827 | 0.8 | TL2012-1 7/16 | 20352879 | 1.2 |
| TL1210-11/16 | 20352784 | 0.5 | TL1610-1 | 20352828 | 0.8 | TL2012-1 1/2 | 20352880 | 1.2 |
| TL1210-3/4 | 20352785 | 0.5 | TL1610-1 1/16 | 20352829 | 0.8 | TL2012-1 9/16 | 20352881 | 1.2 |
| TL1210-13/16 | 20352786 | 0.5 | TL1610-1 1/8 | 20352830 | 0.7 | TL2012-1 5/8 | 20352882 | 1.2 |
| TL1210-7/8 | 20352787 | 0.5 | TL1610-1 3/16 | 20352831 | 0.7 | TL2012-1 11/16 | 20352883 | 1.1 |
| TL1210-15/16 | 20352788 | 0.5 | TL1610-1 1/4 | 20352832 | 0.7 | TL2012-1 3/4 | 20352884 | 1 |
| TL1210-1 | 20352789 | 0.5 | TL1610-1 5/16 | 20352833 | 0.6 | TL2012-1 13/16 | 20352885 | 1 |
| TL1210-1 1/16 | 20352790 | 0.4 | TL1610-1 3/8 | 20352834 | 0.6 | TL2012-1 7/8 | 20352886 | 0.9 |
| TL1210-1 1/8 | 20352791 | 0.4 | TL1610-1 7/16 | 20352835 | 0.6 | TL2012-1 15/16 | 20582855 | 0.4 |
| TL1210-1 3/16 | 20352792 | 0.4 | TL1610-1 1/2 | 20352836 | 0.5 | TL2012-2 1/8 | 20582857 | 0.4 |
| TL1210-1 1/4 | 20352793 | 0.4 | TL1610-1 5/8 | 20582852 | 0.4 | TL2012-2 3/16 | 20582875 | 0.4 |
| TL1215 | | | TL1615 | | | TL2517 | | |
| TL1215-1/2 | 20352794 | 0.9 | TL1615-1/2 | 20352837 | 1.3 | TL2517-1/2 | 20352887 | 3.7 |
| TL1215-9/16 | 20352795 | 0.9 | TL1615-9/16 | 20352838 | 1.3 | TL2517-9/16 | 20352888 | 3.6 |
| TL1215-5/8 | 20352796 | 0.8 | TL1615-5/8 | 20352839 | 1.3 | TL2517-5/8 | 20352889 | 3.5 |
| TL1215-11/16 | 20352797 | 0.8 | TL1615-11/16 | 20352840 | 1.2 | TL2517-11/16 | 20352890 | 3.4 |
| TL1215-3/4 | 20352798 | 0.8 | TL1615-3/4 | 20352841 | 1.2 | TL2517-3/4 | 20352891 | 3.4 |
| TL1215-13/16 | 20352799 | 0.8 | TL1615-13/16 | 20352842 | 1.2 | TL2517-13/16 | 20352892 | 3.3 |
| TL1215-7/8 | 20352800 | 0.8 | TL1615-7/8 | 20352843 | 1.1 | TL2517-7/8 | 20352893 | 3.3 |
| TL1215-15/16 | 20352801 | 0.8 | TL1615-15/16 | 20352844 | 1.1 | TL2517-15/16 | 20352894 | 3.3 |
| TL1215-1 | 20352802 | 0.7 | TL1615-1 | 20352845 | 1.1 | TL2517-1 | 20352895 | 3.2 |
| TL1215-1 1/16 | 20352803 | 0.6 | TL1615-1 1/16 | 20352846 | 1 | TL2517-1 1/18 | 20352897 | 3.2 |
| TL1215-1 1/8 | 20352804 | 0.6 | TL1615-1 1/8 | 20352847 | 1 | TL2517-1 1/16 | 20352896 | 3.2 |
| TL1215-1 3/16 | 20352805 | 0.5 | TL1615-1 3/16 | 20352848 | 1 | TL2517-1 1/4 | 20352899 | 3.2 |
| TL1215-1 1/4 | 20352806 | 0.5 | TL1615-1 1/4 | 20352849 | 0.9 | TL2517-1 5/16 | 20352900 | 3.1 |

continued on page 133

Taper-Lock Bushings (continued)

| Part # | SAP # | Weight | Part # | SAP # | Weight | Part # | SAP # | Weight |
|----------------|----------|--------|----------------|----------|--------|----------------|----------|--------|
| TL2517 | | | TL3020 | | | TL3535 | | |
| TL2517-1 3/8 | 20352901 | 3.1 | TL3020-1 1/8 | 20352944 | 6.4 | TL3535-2 3/4 | 20352989 | 10.4 |
| TL2517-1 7/16 | 20352902 | 3 | TL3020-1 3/16 | 20352945 | 6.4 | TL3535-2 7/8 | 20352990 | 10.1 |
| TL2517-1 1/2 | 20352903 | 2.9 | TL3020-1 1/4 | 20352946 | 6.3 | TL3535-2 15/16 | 20352991 | 9.8 |
| TL2517-1 9/16 | 20352904 | 2.9 | TL3020-1 5/16 | 20352947 | 6.1 | TL3535-3 | 20352992 | 9.5 |
| TL2517-1 5/8 | 20352905 | 2.8 | TL3020-1 3/8 | 20352948 | 6 | TL3535-3 1/8 | 20352993 | 9.3 |
| TL2517-1 11/16 | 20352906 | 2.8 | TL3020-1 7/16 | 20352949 | 6 | TL3535-3 3/16 | 20352994 | 8.8 |
| TL2517-1 3/4 | 20352907 | 2.7 | TL3020-1 1/2 | 20352950 | 5.9 | TL3535-3 1/4 | 20352995 | 8.7 |
| TL2517-1 13/16 | 20352898 | 3.2 | TL3020-1 9/16 | 20352951 | 5.9 | TL3535-3 5/16 | 20352996 | 8.6 |
| TL2517-1 7/8 | 20352909 | 2.5 | TL3020-1 5/8 | 20352952 | 5.8 | TL3535-3 3/8 | 20352997 | 8.5 |
| TL2517-1 15/16 | 20352910 | 2.4 | TL3020-1 11/16 | 20352953 | 5.7 | TL3535-3 7/16 | 20352998 | 8.2 |
| TL2517-2 | 20352911 | 2.3 | TL3020-1 3/4 | 20352954 | 5.6 | TL3535-3 1/2 | 20352999 | 7.9 |
| TL2517-2 1/16 | 20352912 | 2.3 | TL3020-1 13/16 | 20352955 | 5.5 | TL3535-3 15/16 | 20582872 | 0.4 |
| TL2517-2 1/8 | 20352913 | 2.2 | TL3020-1 7/8 | 20352956 | 5.4 | TL4040 | | |
| TL2517-2 3/16 | 20352914 | 2.1 | TL3020-1 15/16 | 20352957 | 5.3 | TL4040-1 7/16 | 20353000 | 22.1 |
| TL2517-2 1/4 | 20352915 | 2 | TL3020-2 | 20352958 | 5.2 | TL4040-1 1/2 | 20353001 | 22 |
| TL2517-2 5/16 | 20352916 | 1.9 | TL3020-2 1/16 | 20352959 | 5 | TL4040-1 5/8 | 20353002 | 21.8 |
| TL2517-2 3/8 | 20352917 | 1.9 | TL3020-2 1/8 | 20352960 | 5 | TL4040-1 11/16 | 20353003 | 21.6 |
| TL2517-2 7/16 | 20582870 | 0.4 | TL3020-2 3/16 | 20352961 | 3.4 | TL4040-1 3/4 | 20353004 | 21.3 |
| TL2517-2 11/16 | 20582859 | 0.4 | TL3020-2 1/4 | 20352962 | 4.8 | TL4040-1 7/8 | 20353005 | 21 |
| TL2517-2 15/16 | 20582876 | 0.4 | TL3020-2 5/16 | 20352963 | 4.6 | TL4040-1 15/16 | 20353006 | 20.9 |
| TL2525 | | | TL3020-2 3/8 | 20352964 | 4.5 | TL4040-2 | 20353007 | 20.6 |
| TL2525-3/4 | 20352918 | 4.7 | TL3020-2 7/16 | 20352965 | 4.4 | TL4040-2 1/8 | 20353008 | 20.5 |
| TL2525-7/8 | 20352919 | 4.5 | TL3020-2 1/2 | 20352966 | 4.3 | TL4040-2 3/16 | 20353009 | 20.4 |
| TL2525-1 | 20352920 | 4.4 | TL3020-2 5/8 | 20352967 | 4 | TL4040-2 1/4 | 20353010 | 20.1 |
| TL2525-1 1/8 | 20352921 | 4.2 | TL3020-2 11/16 | 20352968 | 3.9 | TL4040-2 3/8 | 20353011 | 19.5 |
| TL2525-1 3/16 | 20352922 | 4.2 | TL3020-2 3/4 | 20352969 | 3.7 | TL4040-2 7/16 | 20353012 | 19.3 |
| TL2525-1 1/4 | 20352923 | 4.1 | TL3020-2 13/16 | 20352970 | 3.7 | TL4040-2 1/2 | 20353013 | 18.8 |
| TL2525-1 3/8 | 20352924 | 3.9 | TL3020-2 7/8 | 20352971 | 3.6 | TL4040-2 5/8 | 20353014 | 18.5 |
| TL2525-1 7/16 | 20352925 | 4 | TL3020-2 15/16 | 20582871 | 0.4 | TL4040-2 11/16 | 20353015 | 18.1 |
| TL2525-1 1/2 | 20352926 | 3.8 | TL3535 | | | TL4040-2 3/4 | 20353016 | 17.7 |
| TL2525-1 5/8 | 20352927 | 3.6 | TL3535-1 3/16 | 20352972 | 14.8 | TL4040-2 7/8 | 20353017 | 17.2 |
| TL2525-1 11/16 | 20352928 | 3.5 | TL3535-1 1/4 | 20352973 | 14.6 | TL4040-2 15/16 | 20353018 | 17.1 |
| TL2525-1 3/4 | 20352929 | 3.4 | TL3535-1 3/8 | 20352974 | 14.2 | TL4040-3 | 20353019 | 17 |
| TL2525-1 13/16 | 20352930 | 3.2 | TL3535-1 7/16 | 20352975 | 14.1 | TL4040-3 1/8 | 20353020 | 16.5 |
| TL2525-1 7/8 | 20352931 | 3.1 | TL3535-1 1/2 | 20352976 | 14 | TL4040-3 3/16 | 20353021 | 16.1 |
| TL2525-1 15/16 | 20352932 | 3 | TL3535-1 5/8 | 20352977 | 13.9 | TL4040-3 1/4 | 20353022 | 15.4 |
| TL2525-2 | 20352933 | 2.9 | TL3535-1 11/16 | 20352978 | 13.5 | TL4040-3 3/8 | 20353023 | 14.6 |
| TL2525-2 1/18 | 20352934 | 2.6 | TL3535-1 3/4 | 20352979 | 13.4 | TL4040-3 7/16 | 20353024 | 14.1 |
| TL2525-2 3/16 | 20352935 | 2.5 | TL3535-1 7/8 | 20352980 | 13.2 | TL4040-3 1/2 | 20353025 | 13.4 |
| TL2525-2 1/4 | 20352936 | 2.4 | TL3535-1 15/16 | 20352981 | 13 | TL4040-3 5/8 | 20353026 | 13.3 |
| TL2525-2 5/16 | 20352937 | 2.3 | TL3535-2 | 20352982 | 12.8 | TL4040-3 11/16 | 20353027 | 13.2 |
| TL2525-2 3/8 | 20352938 | 2 | TL3535-2 1/8 | 20352983 | 12.6 | TL4040-3 3/4 | 20353028 | 12.8 |
| TL2525-2 7/16 | 20352939 | 1.9 | TL3535-2 3/16 | 20352984 | 12.4 | TL4040-3 7/8 | 20353029 | 12.7 |
| TL2525-2 1/2 | 20352940 | 1.7 | TL3535-2 1/4 | 20352985 | 12.3 | TL4040-3 15/16 | 20353030 | 12.6 |
| TL3020 | | | TL3535-2 7/16 | 20582873 | 0.4 | TL4040-4 | 20353031 | 10.9 |
| TL3020-7/8 | 20352941 | 6.5 | TL3535-2 1/2 | 20352986 | 11.5 | | | |
| TL3020-15/16 | 20352942 | 6.5 | TL3535-2 5/8 | 20352987 | 11.1 | | | |
| TL3020-1 | 20352943 | 6.5 | TL3535-2 11/16 | 20352988 | 10.7 | | | |

Bushing Hardware

Taper-Lock Bushings (continued)

| Part # | SAP # | Weight | Part # | SAP # | Weight | Part # | SAP # | Weight |
|----------------|----------|--------|----------------|----------|--------|----------------|----------|--------|
| TL4545 | | | TL4545 | | | TL5050 | | |
| TL4545-1 15/16 | 20353032 | 30.3 | TL4545-3 3/4 | 20353049 | 19 | TL5050-3 7/8 | 20465709 | 29 |
| TL4545-2 | 20353033 | 29.7 | TL4545-3 7/8 | 20353050 | 18.9 | TL5050-3 15/16 | 20465850 | 28.7 |
| TL4545-2 3/16 | 20353034 | 29 | TL4545-3 15/16 | 20353051 | 18.8 | TL5050-4 | 20465851 | 27.8 |
| TL4545-2 3/8 | 20353035 | 28.3 | TL4545-4 | 20353052 | 18.7 | TL5050-4 1/4 | 20465852 | 26 |
| TL4545-2 7/16 | 20353036 | 28 | TL4545-4 1/8 | 20353053 | 18.6 | TL5050-4 3/8 | 20465853 | 25.8 |
| TL4545-2 5/8 | 20353037 | 25.9 | TL4545-4 3/16 | 20353054 | 18.5 | TL5050-4 7/16 | 20465854 | 25.1 |
| TL4545-2 3/4 | 20353038 | 25 | TL4545-4 1/4 | 20353055 | 18.4 | TL5050-4 1/2 | 20465855 | 23.6 |
| TL4545-2 7/8 | 20353039 | 24.8 | TL4545-4 3/8 | 20353056 | 16.8 | TL5050-4 7/8 | 20465856 | 22.2 |
| TL4545-2 15/16 | 20353040 | 24.1 | TL4545-4 7/16 | 20353057 | 15.4 | TL5050-5 | 20465858 | 20.2 |
| TL4545-3 | 20353041 | 24 | TL4545-4 1/2 | 20353058 | 15.1 | TL5050-5 15/16 | 20465857 | 20.6 |
| TL4545-3 1/8 | 20353042 | 23.9 | TL5050 | | | TL6050 | | |
| TL4545-3 3/16 | 20353043 | 23.8 | TL5050-2 7/16 | 20465702 | 38.7 | TL6050-4 7/16 | 20465859 | 57 |
| TL4545-3 1/4 | 20353044 | 23.1 | TL5050-2 11/16 | 20465703 | 37.1 | TL6050-4 15/16 | 20465860 | 56 |
| TL4545-3 3/8 | 20353045 | 22.4 | TL5050-2 15/16 | 20465705 | 36.2 | TL6050-5 7/16 | 20465861 | 52 |
| TL4545-3 7/16 | 20353046 | 22.3 | TL5050-3 3/8 | 20465706 | 32.7 | TL6050-5 15/16 | 20465862 | 48 |
| TL4545-3 1/2 | 20353047 | 21.1 | TL5050-3 7/16 | 20465707 | 32 | TL6050-6 | 20465863 | 45 |
| TL4545-3 5/8 | 20353048 | 21 | TL5050-3 5/8 | 20465708 | 31.1 | | | |

Sure-Grip® Bushings

| Part # | SAP # | Weight | Part # | SAP # | Weight | Part # | SAP # | Weight |
|-------------|----------|--------|-----------|----------|--------|------------|----------|--------|
| QT | | | | | | | | |
| QT-7/16 MPB | 20181485 | 0.6 | QT-13/16 | 20181481 | 0.6 | QT-1 3/16 | 20181475 | 0.6 |
| QT-1/2 | 20181479 | 0.6 | QT-7/8 | 20181486 | 0.6 | QT-1 1/4 | 20181473 | 0.6 |
| QT-9/16 | 20181487 | 0.6 | QT-15/16 | 20181482 | 0.6 | QT-1 5/16 | 20181477 | 0.6 |
| QT-5/8 | 20181484 | 0.6 | QT-1 | 20181470 | 0.6 | QT-1 3/8 | 20181476 | 0.6 |
| QT-11/16 | 20181480 | 0.6 | QT-1 1/16 | 20181471 | 0.6 | QT-1 7/16 | 20181478 | 0.6 |
| QT-3/4 | 20181483 | 0.6 | QT-1 1/8 | 20181474 | 0.6 | QT-1 1/2 | 20181472 | 0.6 |
| JA | | | | | | | | |
| JA-1/2 | 20181291 | 0.8 | JA-13/16 | 20181294 | 0.8 | JA-1 1/8 | 20181289 | 0.8 |
| JA-9/16 | 20181299 | 0.8 | JA-7/8 | 20181298 | 0.8 | JA-1 3/16 | 20181290 | 0.8 |
| JA-5/8 | 20181297 | 0.8 | JA-15/16 | 20181295 | 0.8 | JA-1 1/4 | 20181288 | 0.8 |
| JA-11/16 | 20181293 | 0.8 | JA-1 | 20181286 | 0.8 | | | |
| JA-3/4 | 20181296 | 0.8 | JA-1 1/16 | 20181287 | 0.8 | | | |
| SH | | | | | | | | |
| SH-7/16 MPB | 20181730 | 1.1 | SH-7/8 | 20181731 | 1.0 | SH-1 5/16 | 20181720 | 0.7 |
| SH-1/2 | 20181724 | 1.1 | SH-15/16 | 20181727 | 1.0 | SH-1 3/8 | 20181719 | 0.7 |
| SH-9/16 | 20181732 | 1.1 | SH-1 | 20181712 | 0.9 | SH-1 7/16 | 20181722 | 0.7 |
| SH-5/8 | 20181729 | 1.1 | SH-1 1/16 | 20181713 | 0.9 | SH-1 1/2 | 20181714 | 0.6 |
| SH-11/16 | 20181725 | 1.0 | SH-1 1/8 | 20181716 | 0.9 | SH-1 9/16 | 20181723 | 0.6 |
| SH-3/4 | 20181728 | 1.0 | SH-1 3/16 | 20181718 | 0.8 | SH-1 5/8 | 20181721 | 0.5 |
| SH-13/16 | 20181726 | 1.0 | SH-1 1/4 | 20181715 | 0.8 | SH-1 11/16 | 20181717 | 0.5 |

Sure-Grip® Bushings (continued)

| Part # | SAP # | Weight | Part # | SAP # | Weight | Part # | SAP # | Weight |
|--------------|----------|--------|------------------|----------|--------|-------------------|----------|--------|
| SDS | | | | | | | | |
| SDS-7/16 MPB | 20181583 | 1.7 | SDS-1 1/16 | 20181560 | 1.4 | 5V8.5-4-E | 20180890 | 21.5 |
| SDS-1/2 | 20181576 | 1.7 | SDS-1 1/8 | 20181563 | 1.4 | SDS-1 5/8 | 20181572 | 1.0 |
| SDS-9/16 | 20181585 | 1.7 | SDS-1 3/16 | 20181567 | 1.4 | SDS-1 11/16 | 20181564 | 1.0 |
| SDS-5/8 | 20181582 | 1.6 | SDS-1 1/4 | 20181562 | 1.3 | SDS-1 3/4 | 20181568 | 1.0 |
| SDS-11/16 | 20181577 | 1.6 | SDS-1 5/16 | 20181571 | 1.3 | SDS-1 13/16 | 20181565 | 0.9 |
| SDS-3/4 | 20181581 | 1.6 | SDS-1 3/8 | 20181569 | 1.2 | SDS-1 7/8 | 20181574 | 0.9 |
| SDS-13/16 | 20181578 | 1.6 | SDS-1 3/8 3/8 KS | 20181570 | 1.2 | SDS-1 15/16 | 20181566 | 0.8 |
| SDS-7/8 | 20181584 | 1.5 | SDS-1 7/16 | 20181573 | 1.2 | SDS-2 | 20181580 | 0.7 |
| SDS-15/16 | 20181579 | 1.5 | SDS-1 1/2 | 20181561 | 1.1 | | | |
| SDS-1 | 20181559 | 1.5 | SDS-1 9/16 | 20181575 | 1.1 | | | |
| SD | | | | | | | | |
| SD-7/16 MPB | 20181543 | 2.1 | SD-1 | 20181519 | 1.8 | SD-1 1/2 | 20181521 | 1.4 |
| SD-1/2 | 20181536 | 2.1 | SD-1 1/16 | 20181520 | 1.8 | SD-1 9/16 | 20181535 | 1.3 |
| SD-9/16 | 20181545 | 2.1 | SD-1 1/8 | 20181523 | 1.7 | SD-1 5/8 | 20181532 | 1.2 |
| SD-5/8 | 20181542 | 2.1 | SD-1 3/16 | 20181527 | 1.7 | SD-1 11/16 | 20181524 | 1.2 |
| SD-11/16 | 20181537 | 2.0 | SD-1 1/4 | 20181522 | 1.6 | SD-1 3/4 | 20181528 | 1.1 |
| SD-3/4 | 20181541 | 2.0 | SD-1 5/16 | 20181531 | 1.6 | SD-1 13/16 | 20181525 | 1.1 |
| SD-13/16 | 20181538 | 2.0 | SD-1 3/8 | 20181529 | 1.5 | SD-1 7/8 | 20181534 | 1.0 |
| SD-7/8 | 20181544 | 1.9 | SD-1 3/8 3/8 KS | 20181530 | 1.5 | SD-1 15/16 | 20181526 | 0.9 |
| SD-15/16 | 20181539 | 1.9 | SD-1 7/16 | 20181533 | 1.4 | SD-2 | 20181540 | 0.8 |
| SK | | | | | | | | |
| SK-7/16 MPB | 20181790 | 3.6 | SK-1 5/16 | 20181766 | 3.1 | SK-2 | 20181776 | 2.2 |
| SK-1/2 | 20181772 | 3.6 | SK-1 5/16 3/8 KS | 20181767 | 3.1 | SK-2 1/16 | 20181777 | 2.1 |
| SK-9/16 | 20181792 | 3.6 | SK-1 3/8 | 20181764 | 3.0 | SK-2 1/8 | 20181781 | 2.0 |
| SK-5/8 | 20181789 | 3.6 | SK-1 3/8 3/8 KS | 20181765 | 3.0 | SK-2 3/16 | 20181782 | 2.0 |
| SK-11/16 | 20181773 | 3.5 | SK-1 7/16 | 20181769 | 2.9 | SK-2 1/4 | 20181779 | 1.9 |
| SK-3/4 | 20181788 | 3.5 | SK-1 1/2 | 20181755 | 2.9 | SK-2 1/4 5/8 KW | 20181780 | 1.9 |
| SK-13/16 | 20181774 | 3.5 | SK-1 9/16 | 20181771 | 2.8 | SK-2 5/16 | 20181784 | 1.8 |
| SK-7/8 | 20181791 | 3.4 | SK-1 5/8 | 20181768 | 2.7 | SK-2 3/8 | 20181783 | 1.7 |
| SK-15/16 | 20181775 | 3.4 | SK-1 11/16 | 20181758 | 2.6 | SK-2 7/16 | 20181786 | 1.6 |
| SK-1 | 20181753 | 3.3 | SK-1 3/4 | 20181762 | 2.5 | SK-2 1/2 | 20181778 | 1.5 |
| SK-1 1/16 | 20181754 | 3.3 | SK-1 3/4 1/2 KS | 20181763 | 2.5 | SK-2 9/16 NO KW | 20181787 | 1.3 |
| SK-1 1/8 | 20181757 | 3.2 | SK-1 13/16 | 20181759 | 2.4 | SK-2 5/8 NO KW | 20181785 | 1.1 |
| SK-1 3/16 | 20181761 | 3.2 | SK-1 7/8 | 20181770 | 2.4 | | | |
| SK-1 1/4 | 20181756 | 3.1 | SK-1 15/16 | 20181760 | 2.3 | | | |
| SF | | | | | | | | |
| SF-1/2 MPB | 20181636 | 5.1 | SF-1 3/8 3/8 KS | 20181629 | 4.4 | SF-2 3/16 DI | 20181646 | 3.2 |
| SF-1/2 | 20181635 | 5.1 | SF-1 7/16 | 20181632 | 4.3 | SF-2 1/4 DI | 20181642 | 3.1 |
| SF-5/8 | 20181655 | 5.0 | SF-1 1/2 | 20181620 | 4.2 | SF-2 1/4 5/8 KS D | 20181641 | 3.1 |
| SF-3/4 | 20181654 | 5.0 | SF-1 9/16 | 20181634 | 4.2 | SF-2 5/16 DI | 20181649 | 3.1 |
| SF-7/8 | 20181656 | 4.9 | SF-1 5/8 | 20181631 | 4.1 | SF-2 3/8 DI | 20181648 | 3.0 |
| SF-15/16 | 20181637 | 4.8 | SF-1 11/16 | 20181623 | 4.0 | SF-2 7/16 DI | 20181651 | 2.9 |
| SF-1 | 20181618 | 4.8 | SF-1 3/4 | 20181627 | 3.9 | SF-2 1/2 DI | 20181640 | 2.8 |
| SF-1 1/16 | 20181619 | 4.7 | SF-1 13/16 | 20181624 | 3.8 | SF-2 9/16 DI | 20181653 | 2.6 |
| SF-1 1/8 | 20181622 | 4.7 | SF-1 7/8 | 20181633 | 3.7 | SF-2 5/8 DI | 20181650 | 2.5 |
| SF-1 3/16 | 20181626 | 4.6 | SF-1 5/16 | 20181630 | 3.6 | SF-2 11/16 DI | 20181644 | 2.4 |
| SF-1 1/4 | 20181621 | 4.5 | SF-2 | 20181638 | 3.5 | SF-2 3/4 DI | 20181647 | 2.2 |
| SF-1 5/16 | 20181630 | 4.5 | SF-2 1/16 | 20181639 | 3.4 | SF-2 7/8 DI | 20181652 | 1.8 |
| SF-1 3/8 | 20181628 | 4.4 | SF-2 1/8 | 20181643 | 3.3 | SF-2 15/16 DI | 20181645 | 1.7 |

Bushing Hardware

Sure-Grip® Bushings (continued)

| Part # | SAP # | Weight | Part # | SAP # | Weight | Part # | SAP # | Weight |
|----------------|----------|--------|----------------|----------|--------|--------------|----------|--------|
| E | | | | | | | | |
| E-7/8PB | 20181089 | 10.8 | E-1 3/4 | 20181054 | 9.6 | E-2 5/8 | 20181076 | 7.5 |
| E-7/8 | 20181088 | 10.8 | E-1 13/16 | 20181051 | 9.4 | E-2 11/16 DI | 20181069 | 7.3 |
| E-15/16 | 20181062 | 10.8 | E-1 7/8 | 20181060 | 9.3 | E-2 3/4 DI | 20181073 | 7.1 |
| E-1 | 20181046 | 10.7 | E-1 15/16 | 20181052 | 9.2 | E-2 13/16 DI | 20181070 | 7.2 |
| E-1 1/8 | 20181049 | 10.6 | E-2 | 20181063 | 9.0 | E-2 7/8 DI | 20181078 | 7.1 |
| E-1 3/16 | 20181053 | 10.5 | E-2 1/16 | 20181064 | 8.9 | E-2 15/16 DI | 20181071 | 6.9 |
| E-1 1/4 | 20181048 | 10.4 | E-2 1/8 | 20181068 | 8.8 | E-3 DI | 20181087 | 6.7 |
| E-1 5/16 | 20181057 | 10.3 | E-2 3/16 | 20181072 | 8.6 | E-3 1/8 DI | 20181082 | 6.3 |
| E-1 3/8 | 20181055 | 10.2 | E-2 1/4 | 20181066 | 8.5 | E-3 3/16 DI | 20181083 | 6.0 |
| E-1 3/8 3/8 KS | 20181056 | 10.2 | E-2 1/4 5/8 KS | 20181067 | 8.5 | E-3 1/4 DI | 20181081 | 5.8 |
| E-1 7/16 | 20181059 | 10.1 | E-2 5/16 | 20181075 | 8.3 | E-3 5/16 DI | 20181085 | 5.7 |
| E-1 1/2 | 20181047 | 10.0 | E-2 3/8 | 20181074 | 8.1 | E-3 3/8 DI | 20181084 | 5.5 |
| E-1 9/16 | 20181061 | 9.9 | E-2 7/16 | 20181077 | 8.0 | E-3 7/16 DI | 20181086 | 5.2 |
| E-1 5/8 | 20181058 | 9.8 | E-2 1/2 | 20181065 | 7.8 | E-3 1/2 DI | 20181080 | 4.7 |
| E-1 11/16 | 20181050 | 9.7 | E-2 9/16 | 20181079 | 7.6 | | | |
| F | | | | | | | | |
| F-1 | 20181147 | 17.9 | F-2 1/8 | 20181166 | 15.2 | F-3 | 20181178 | 11.8 |
| F-1 1/8 | 20181150 | 17.7 | F-2 3/16 | 20181170 | 15.0 | F-3 1/8 | 20181181 | 11.2 |
| F-1 3/16 | 20181153 | 17.6 | F-2 1/4 | 20181164 | 14.8 | F-3 3/16 DI | 20181184 | 10.9 |
| F-1 1/4 | 20181149 | 17.5 | F-2 1/4 5/8 KS | 20181165 | 14.8 | F-3 1/4 DI | 20181180 | 10.6 |
| F-1 3/8 | 20181155 | 17.2 | F-2 5/16 | 20181173 | 14.5 | F-3 5/16 DI | 20181187 | 11.0 |
| F-1 7/16 | 20181157 | 17.1 | F-2 3/8 | 20181172 | 14.3 | F-3 3/8 DI | 20181186 | 10.6 |
| F-1 1/2 | 20181148 | 16.9 | F-2 7/16 | 20181175 | 14.1 | F-3 7/16 DI | 20181189 | 10.3 |
| F-1 9/16 | 20181159 | 16.8 | F-2 1/2 | 20181163 | 13.9 | F-3 1/2 DI | 20181179 | 10.0 |
| F-1 5/8 | 20181156 | 16.7 | F-2 9/16 | 20181177 | 13.7 | F-3 5/8 DI | 20181188 | 9.4 |
| F-1 11/16 | 20181151 | 16.5 | F-2 5/8 | 20181174 | 13.4 | F-3 11/16 DI | 20181182 | 9.0 |
| F-1 3/4 | 20181154 | 16.3 | F-2 11/16 | 20181167 | 13.2 | F-3 3/4 DI | 20181185 | 8.7 |
| F-1 7/8 | 20181158 | 16.0 | F-2 3/4 | 20181171 | 12.9 | F-3 7/8 DI | 20181190 | 8.1 |
| F-1 15/16 | 20181152 | 15.8 | F-2 13/16 | 20181168 | 12.6 | F-3 15/16 DI | 20181183 | 7.7 |
| F-2 | 20181161 | 15.6 | F-2 7/8 | 20181176 | 12.3 | F-4 NO KW DI | 20181191 | 6.9 |
| F-2 1/16 | 20181162 | 15.4 | F-2 15/16 | 20181169 | 12.1 | | | |
| TL | | | | | | | | |
| J-1 7/16 MPB | 20181250 | 28.1 | J-2 7/16 | 20181263 | 24.5 | J-3 1/2 | 20181266 | 18.5 |
| J-1 7/16 | 20181249 | 28.1 | J-2 1/2 | 20181253 | 24.2 | J-3 5/8 | 20181276 | 17.7 |
| J-1 1/2 | 20181245 | 28.0 | J-2 5/8 | 20181262 | 23.6 | J-3 11/16 DI | 20181269 | 17.2 |
| J-1 11/16 | 20181246 | 27.4 | J-2 11/16 | 20181256 | 23.3 | J-3 3/4 DI | 20181273 | 16.8 |
| J-1 3/4 | 20181248 | 27.2 | J-2 3/4 | 20181259 | 23.0 | J-3 13/16 DI | 20181270 | 17.4 |
| J-1 7/8 | 20181251 | 26.7 | J-2 7/8 | 20181264 | 22.2 | J-3 7/8 DI | 20181278 | 17.0 |
| J-1 15/16 | 20181247 | 26.5 | J-2 15/16 | 20181257 | 21.9 | J-3 15/16 DI | 20181271 | 16.5 |
| J-2 | 20181252 | 26.3 | J-3 | 20181265 | 21.6 | J-4 DI | 20181285 | 16.1 |
| J-2 1/8 | 20181255 | 25.8 | J-3 1/8 | 20181268 | 20.9 | J-4 1/8 DI | 20181281 | 15.2 |
| J-2 3/16 | 20181258 | 25.6 | J-3 3/16 | 20181272 | 20.5 | J-4 3/16 DI | 20181282 | 14.7 |
| J-2 1/4 | 20181254 | 25.3 | J-3 1/4 | 20181267 | 20.1 | J-4 1/4 DI | 20181280 | 14.2 |
| J-2 1/4-5/8KS | 20332967 | 25.3 | J-3 5/16 | 20181275 | 19.6 | J-4 3/8 DI | 20181283 | 13.2 |
| J-2 5/16 | 20181261 | 25.0 | J-3 3/8 | 20181274 | 19.3 | J-4 7/16 DI | 20181284 | 12.7 |
| J-2 3/8 | 20181260 | 24.7 | J-3 7/16 | 20181277 | 18.9 | J-4 1/2 DI | 20181279 | 12.2 |

Sure-Grip® Bushings (continued)

| Part # | SAP # | Weight | Part # | SAP # | Weight | Part # | SAP # | Weight |
|---------------|----------|--------|-------------|----------|--------|-------------|----------|--------|
| M | | | | | | | | |
| M-1 15/16 MPB | 20181336 | 63.7 | M-3 3/16 | 20181356 | 54.6 | M-4 3/8 | 20181370 | 41.9 |
| M-1 15/16 | 20181335 | 63.7 | M-3 1/4 | 20181351 | 54.1 | M-4 7/16 | 20181372 | 41.2 |
| M-2 | 20181337 | 63.3 | M-3 3/8 | 20181358 | 52.8 | M-4 1/2 | 20181363 | 40.4 |
| M-2 3/16 | 20181342 | 62.3 | M-3 7/16 | 20181360 | 52.2 | M-4 5/8 | 20181371 | 38.5 |
| M-2 1/4 | 20181339 | 61.9 | M-3 1/2 | 20181350 | 51.6 | M-4 11/16 | 20181366 | 37.5 |
| M-2 3/8 | 20181344 | 61.0 | M-3 5/8 | 20181359 | 50.4 | M-4 3/4 | 20181369 | 36.7 |
| M-2 7/16 | 20181347 | 60.6 | M-3 11/16 | 20181353 | 49.7 | M-4 7/8 | 20181373 | 37.8 |
| M-2 1/2 | 20181338 | 60.1 | M-3 3/4 | 20181357 | 49.1 | M-4 15/16 | 20181367 | 37.0 |
| M-2 5/8 | 20181346 | 59.3 | M-3 13/16 | 20181354 | 48.4 | M-5 | 20181374 | 36.1 |
| M-2 11/16 | 20181340 | 58.8 | M-3 7/8 | 20181361 | 47.6 | M-5 3/16 | 20181377 | 33.5 |
| M-2 3/4 | 20181343 | 58.3 | M-3 15/16 | 20181355 | 46.9 | M-5 1/4 | 20181376 | 32.6 |
| M-2 7/8 | 20181348 | 57.2 | M-4 | 20181362 | 46.2 | M-5 3/8 | 20181378 | 31.0 |
| M-2 15/16 | 20181341 | 56.7 | M-4 1/8 | 20181365 | 44.8 | M-5 7/16 | 20181379 | 29.9 |
| M-3 | 20181349 | 56.2 | M-4 3/16 | 20181368 | 44.1 | M-5 1/2 | 20181375 | 28.9 |
| M-3 1/8 | 20181352 | 55.2 | M-4 1/4 | 20181364 | 43.4 | | | |
| N | | | | | | | | |
| N-2 15/16 | 20181393 | 84.1 | N-4 | 20181402 | 71.5 | N-4 15/16 | 20181405 | 57.0 |
| N-3 | 20181394 | 83.5 | N-4 3/16 | 20181406 | 68.9 | N-5 | 20181412 | 56.0 |
| N-3 3/8 | 20181398 | 79.3 | N-4 1/4 | 20181404 | 68.1 | N-5 3/16 | 20181415 | 56.1 |
| N-3 7/16 | 20181400 | 78.6 | N-4 3/8 | 20181408 | 66.3 | N-5 7/16 | 20181416 | 51.7 |
| N-3 1/2 | 20181395 | 77.9 | N-4 7/16 | 20181410 | 65.4 | N-5 1/2 | 20181413 | 50.6 |
| N-3 5/8 | 20181399 | 76.4 | N-4 1/2 | 20181403 | 64.5 | N-5 7/8 | 20181417 | 44.3 |
| N-3 3/4 | 20181397 | 74.9 | N-4 5/8 | 20181409 | 62.0 | N-5 15/16 | 20181414 | 43.9 |
| N-3 7/8 | 20181401 | 73.1 | N-4 3/4 | 20181407 | 60.0 | | | |
| N-3 15/16 | 20181396 | 72.3 | N-4 7/8 | 20181411 | 58.1 | | | |
| P | | | | | | | | |
| P-2 15/16 | 20181425 | 141.2 | P-4 1/2 | 20181434 | 118.6 | P-5 1/2 | 20181444 | 98.8 |
| P-3 1/4 | 20181427 | 137.6 | P-4 5/8 | 20181440 | 115.7 | P-5 3/4 | 20181448 | 98.1 |
| P-3 7/16 | 20181431 | 134.9 | P-4 11/16 | 20181436 | 114.6 | P-5 7/8 | 20181452 | 95.3 |
| P-3 1/2 | 20181426 | 134.1 | P-4 3/4 | 20181438 | 113.5 | P-5 15/16 | 20181446 | 93.9 |
| P-3 5/8 | 20181430 | 132.4 | P-4 7/8 | 20181442 | 111.2 | P-6 | 20181453 | 92.5 |
| P-3 3/4 | 20181429 | 130.6 | P-4 15/16 | 20181437 | 110.0 | P-6 1/16 | 20181454 | 91.0 |
| P-3 7/8 | 20181432 | 128.5 | P-5 | 20181443 | 108.8 | P-6 1/4 | 20181456 | 86.5 |
| P-3 15/16 | 20181428 | 127.6 | P-5 3/16 | 20181447 | 105.2 | P-6 7/16 | 20181458 | 82.0 |
| P-4 | 20181433 | 126.7 | P-5 1/4 | 20181445 | 103.9 | P-6 1/2 | 20181455 | 80.5 |
| P-4 1/4 | 20181435 | 122.7 | P-5 5/16 | 20181450 | 102.7 | P-6 3/4 | 20181457 | 74.7 |
| P-4 3/8 | 20181439 | 120.7 | P-5 3/8 | 20181449 | 101.4 | P-7 | 20181459 | 68.1 |
| P-4 7/16 | 20181441 | 119.6 | P-5 7/16 | 20181451 | 100.1 | | | |
| W | | | | | | | | |
| W-4 1/4 MPB | 20181843 | 249.0 | W-5 1/4 MPB | 20181845 | 227.0 | W-6 1/2 MPB | 20181847 | 193.0 |
| W-4 7/8 MPB | 20181844 | 235.0 | W-5 7/8 MPB | 20181846 | 210.0 | W-7 1/4 MPB | 20181848 | 169.0 |
| S | | | | | | | | |
| S-6 MPB | 20181516 | 471.0 | S-8 MPB | 20181517 | 381.0 | S-9 MPB | 20181518 | 326.0 |

*Trademark of TB Wood's Incorporated.

Bushing Hardware

Sure-Grip® Bushings - Millimeter Bores-Inch Bolts

| Part # | SAP # | Weight | Part # | SAP # | Weight | Part # | SAP # | Weight |
|-------------|----------|--------|----------|----------|--------|------------|----------|--------|
| QTX | | | | | | | | |
| QTX14MM | 20181502 | 0.6 | QTX20MM | 20181507 | 0.6 | QTX30MM | 20181512 | 0.6 |
| QTX15MM | 20181503 | 0.6 | QTX22MM | 20181508 | 0.6 | QTX32MM | 20181513 | 0.6 |
| QTX16MM | 20181504 | 0.6 | QTX24MM | 20181509 | 0.6 | QTX35MM | 20181514 | 0.6 |
| QTX18MM | 20181505 | 0.6 | QTX25MM | 20181510 | 0.6 | QTX38MM | 20181515 | 0.6 |
| QTX19MM | 20181506 | 0.6 | QTX28MM | 20181511 | 0.6 | | | |
| JAX | | | | | | | | |
| JAX15MM | 20181310 | 0.8 | JAX20MM | 20181313 | 0.8 | JAX28MM | 20181316 | 0.8 |
| JAX16MM | 20181311 | 0.8 | JAX24MM | 20181314 | 0.8 | | | |
| JAX19MM | 20181312 | 0.8 | JAX25MM | 20181315 | 0.8 | | | |
| SHX | | | | | | | | |
| SHX24MM | 20181747 | 0.9 | SHX28MM | 20181749 | 0.9 | SHX32MM | 20181751 | 0.8 |
| SHX25MM | 20181748 | 0.9 | SHX30MM | 20181750 | 0.8 | SHX35MM | 20181752 | 0.7 |
| SDSX | | | | | | | | |
| SDSX24MM | 20181600 | 1.5 | SDSX30MM | 20181603 | 1.4 | SDSX38MM | 20181606 | 1.1 |
| SDSX25MM | 20181601 | 1.5 | SDSX32MM | 20181604 | 1.3 | SDSX40MM | 20181607 | 1.1 |
| SDSX28MM | 20181602 | 1.4 | SDSX35MM | 20181605 | 1.2 | SDSX42MM | 20181608 | 1.0 |
| SDX | | | | | | | | |
| SDX24MM | 20181609 | 1.8 | SDX30MM | 20181612 | 1.7 | SDX38MM | 20181615 | 1.4 |
| SDX25MM | 20181610 | 1.8 | SDX32MM | 20181613 | 1.6 | SDX40MM | 20181616 | 1.3 |
| SDX28MM | 20181611 | 1.7 | SDX35MM | 20181614 | 1.5 | SDX42MM | 20181617 | 1.2 |
| SKX | | | | | | | | |
| SKX24MM | 20181830 | 3.3 | SKX35MM | 20181835 | 3.0 | SKX48MM | 20181840 | 2.4 |
| SKX25MM | 20181831 | 3.3 | SKX38MM | 20181836 | 2.9 | SKX50MM | 20181841 | 2.3 |
| SKX28MM | 20181832 | 3.2 | SKX40MM | 20181837 | 3.6 | SKX55MM | 20181842 | 2.0 |
| SKX30MM | 20181833 | 3.2 | SKX42MM | 20181838 | 2.7 | | | |
| SKX32MM | 20181834 | 3.1 | SKX45MM | 20181839 | 2.6 | | | |
| SFX | | | | | | | | |
| SFX28MM | 20181699 | 4.7 | SFX40MM | 20181704 | 4.2 | SFX55MM | 20181709 | 3.2 |
| SFX30MM | 20181700 | 4.6 | SFX42MM | 20181705 | 4.1 | SFX60MM DI | 20181710 | 3.0 |
| SFX32MM | 20181701 | 4.5 | SFX45MM | 20181706 | 3.9 | SFX65MM DI | 20181711 | 2.8 |
| SFX35MM | 20181702 | 4.4 | SFX48MM | 20181707 | 3.7 | | | |
| SFX38MM | 20181703 | 4.2 | SFX50MM | 20181708 | 3.6 | | | |
| EX | | | | | | | | |
| EX35MM | 20181134 | 10.2 | EX48MM | 20181139 | 9.3 | EX70MM | 20181144 | 7.1 |
| EX38MM | 20181135 | 10.0 | EX50MM | 20181140 | 9.2 | EX75MM DI | 20181145 | 6.9 |
| EX40MM | 20181136 | 9.9 | EX55MM | 20181141 | 8.6 | EX80MM DI | 20181146 | 6.7 |
| EX42MM | 20181137 | 9.8 | EX60MM | 20181142 | 8.1 | | | |
| EX45MM | 20181138 | 9.6 | EX65MM | 20181143 | 7.6 | | | |

Sure-Grip® Bushings - Millimeter Bores-Inch Bolts (continued)

| Part # | SAP # | Weight | Part # | SAP # | Weight | Part # | SAP # | Weight |
|-----------|----------|--------|---------|----------|--------|-----------|----------|--------|
| FX | | | | | | | | |
| FX45MM | 20181234 | 16.2 | FX60MM | 20181238 | 14.3 | FX80MM | 20181242 | 11.2 |
| FX48MM | 20181235 | 16.0 | FX65MM | 20181239 | 13.7 | FX85MM | 20181243 | 10.6 |
| FX50MM | 20181236 | 15.8 | FX70MM | 20181240 | 12.9 | FX90MM DI | 20181244 | 9.7 |
| FX55MM | 20181237 | 15.0 | FX75MM | 20181241 | 12.1 | | | |
| JX | | | | | | | | |
| JX50MM | 20181325 | 26.5 | JX70MM | 20181329 | 23.0 | JX90MM | 20181333 | 18.1 |
| JX55MM | 20181326 | 25.6 | JX75MM | 20181330 | 21.9 | JX95MM | 20181334 | 16.8 |
| JX60MM | 20181327 | 24.7 | JX80MM | 20181331 | 20.9 | JX100MM | 20181324 | 16.5 |
| JX65MM | 20181328 | 23.9 | JX85MM | 20181332 | 19.3 | | | |
| MX | | | | | | | | |
| MX80MM | 20181389 | 55.0 | MX100MM | 20181387 | 46.9 | MX120MM | 20181388 | 37.0 |
| MX90MM | 20181390 | 51.2 | | | | | | |
| N | | | | | | | | |
| N-100MM | 20181391 | 72.3 | N-120MM | 20181392 | 60.2 | | | |
| PX | | | | | | | | |
| PX150MM | 20181469 | 95.8 | | | | | | |

*Trademark of TB Wood's Incorporated.

“L” Series Flangeless Bushings

| Part # | SAP # | Weight | Part # | SAP # | Weight | Part # | SAP # | Weight |
|------------|----------|--------|-------------|----------|--------|-------------|----------|--------|
| SKL | | | | | | | | |
| SKL-1/2 | 20181808 | 1.7 | SKL-1 3/16 | 20181800 | 1.4 | SKL-1 5/8 | 20181804 | 1.1 |
| SKL-5/8 | 20181812 | 1.7 | SKL-1 1/4 | 20181795 | 1.4 | SKL-1 11/16 | 20181797 | 1.1 |
| SKL-3/4 | 20181811 | 1.6 | SKL-1 5/16 | 20181803 | 1.3 | SKL-1 3/4 | 20181801 | 1.0 |
| SKL-7/8 | 20181813 | 1.6 | SKL-1 3/8 | 20181802 | 1.3 | SKL-1 13/16 | 20181798 | 1.0 |
| SKL-15/16 | 20181810 | 1.6 | SKL-1 7/16 | 20181805 | 1.2 | SKL-1 7/8 | 20181806 | 0.9 |
| SKL-1 | 20181793 | 1.6 | SKL-1 1/2 | 20181794 | 1.2 | SKL-1 15/16 | 20181799 | 0.8 |
| SKL-1 1/8 | 20181796 | 1.5 | SKL-1 9/16 | 20181807 | 1.2 | | | |
| SFL | | | | | | | | |
| SFL-1/2 | 20181673 | 2.1 | SFL-1 5/16 | 20181668 | 1.7 | SFL-1 7/8 | 20181671 | 1.3 |
| SFL-5/8 | 20181683 | 2.1 | SFL-1 3/8 | 20181667 | 1.7 | SFL-1 15/16 | 20181664 | 1.3 |
| SFL-3/4 | 20181682 | 2.0 | SFL-1 7/16 | 20181670 | 1.6 | SFL-2 | 20181676 | 1.2 |
| SFL-7/8 | 20181684 | 2.0 | SFL-1 1/2 | 20181659 | 1.6 | SFL-2 1/8 | 20181678 | 1.1 |
| SFL-15/16 | 20181675 | 2.0 | SFL-1 9/16 | 20181672 | 1.5 | SFL-2 3/16 | 20181679 | 1.0 |
| SFL-1 | 20181658 | 2.0 | SFL-1 5/8 | 20181669 | 1.5 | SFL-2 1/4 | 20181677 | 1.0 |
| SFL-1 1/8 | 20181661 | 1.9 | SFL-1 11/16 | 20181662 | 1.4 | SFL-2 5/16 | 20181681 | 0.9 |
| SFL-1 3/16 | 20181665 | 1.8 | SFL-1 3/4 | 20181666 | 1.4 | SFL-2 3/8 | 20181680 | 0.9 |
| SFL-1 1/4 | 20181660 | 1.8 | SFL-1 13/16 | 20181663 | 1.4 | | | |

Bushing Hardware

"L" Series Flangeless Bushings (continued)

| Part # | SAP # | Weight | Part # | SAP # | Weight* | Part # | SAP # | Weight |
|------------|----------|--------|------------|----------|---------|------------|----------|--------|
| EL | | | | | | | | |
| EL-78 MPB | 20181121 | 4.1 | EL-1 9/16 | 20181104 | 3.4 | EL-2 5/16 | 20181115 | 2.6 |
| EL-78 | 20181120 | 4.1 | EL-1 5/8 | 20181101 | 3.4 | EL-2 3/8 | 20181114 | 2.5 |
| EL-15/16 | 20181105 | 4.0 | EL-1 11/16 | 20181094 | 3.3 | EL-2 7/16 | 20181117 | 2.4 |
| EL-1 | 20181090 | 3.9 | EL-1 3/4 | 20181098 | 3.2 | EL-2 1/2 | 20181107 | 2.3 |
| EL-1 1/8 | 20181093 | 3.8 | EL-1 13/16 | 20181095 | 3.2 | EL-2 9/16 | 20181119 | 2.3 |
| EL-1 3/16 | 20181097 | 3.8 | EL-1 7/8 | 20181103 | 3.1 | EL-2 5/8 | 20181116 | 2.2 |
| EL-1 1/4 | 20181092 | 3.7 | EL-1 15/16 | 20181096 | 3.0 | EL-2 11/16 | 20181110 | 2.1 |
| EL-1 5/16 | 20181100 | 3.6 | EL-2 | 20181106 | 3.0 | EL-2 3/4 | 20181113 | 2.0 |
| EL-1 3/8 | 20181099 | 3.6 | EL-2 1/8 | 20181109 | 2.9 | EL-2 13/16 | 20181111 | 1.9 |
| EL-1 7/16 | 20181102 | 3.5 | EL-2 3/16 | 20181112 | 2.8 | EL-2 7/8 | 20181118 | 1.8 |
| EL-1 1/2 | 20181091 | 3.5 | EL-2 1/4 | 20181108 | 2.7 | | | |
| FL | | | | | | | | |
| FL-1 | 20181192 | 8.5 | FL-1 3/4 | 20181199 | 7.3 | FL-2 1/2 | 20181207 | 5.9 |
| FL-1 1/8 | 20181195 | 8.3 | FL-1 7/8 | 20181203 | 7.1 | FL-2 9/16 | 20181220 | 5.7 |
| FL-1 3/16 | 20181198 | 8.2 | FL-1 15/16 | 20181197 | 7.0 | FL-2 5/8 | 20181217 | 5.6 |
| FL-1 1/4 | 20181194 | 8.1 | FL-2 | 20181206 | 6.7 | FL-2 11/16 | 20181210 | 5.4 |
| FL-1 3/8 | 20181200 | 8.0 | FL-2 1/8 | 20181209 | 6.6 | FL-2 3/4 | 20181214 | 5.3 |
| FL-1 7/16 | 20181202 | 7.9 | FL-2 3/16 | 20181213 | 6.5 | FL-2 13/16 | 20181211 | 5.1 |
| FL-1 1/2 | 20181193 | 7.8 | FL-2 1/4 | 20181208 | 6.4 | FL-2 7/8 | 20181219 | 4.9 |
| FL-1 9/16 | 20181204 | 7.6 | FL-2 5/16 | 20181216 | 6.3 | FL-2 15/16 | 20181212 | 4.8 |
| FL-1 5/8 | 20181201 | 7.5 | FL-2 3/8 | 20181215 | 6.2 | FL-3 | 20181221 | 4.6 |
| FL-1 11/16 | 20181196 | 7.4 | FL-2 7/16 | 20181218 | 6.1 | FL-3 1/8 | 20181222 | 4.5 |

Sure-Grip® Idler Bushings

| Part # | SAP # | Weight | Use Bearing # |
|--------------|----------|--------|------------------|
| MISC. | | | |
| SH-BB | 20221732 | 1.5 | Use bearing G275 |
| SD-BB | 20221733 | 2.5 | Use bearing G275 |
| SK-BB | 20221734 | 4.5 | Use bearing G276 |
| SF-BB | 20221735 | 8.0 | Use bearing G276 |
| E-BB | 20221736 | 12.0 | Use bearing G277 |

*Trademark of TB Wood's Incorporated.

Sure-Grip® Replacement Berrings

| Part # | SAP # | Weight |
|--------------|----------|--------|
| MISC. | | |
| G275 | 20221737 | 1.0 |
| G276 | 20221738 | 1.0 |
| G277 | 20221739 | 0.8 |

*Trademark of TB Wood's Incorporated.

Metric Sure-Grip® Bushings**

| Part # | SAP # | Weight | Part # | SAP # | Weight* | Part # | SAP # | Weight |
|---------------|----------|--------|-----------|----------|---------|-----------|----------|--------|
| QTMX | | | | | | | | |
| QTMX10MM | 20181489 | 0.6 | QTMX16MM | 20181494 | 0.6 | QTMX28MM | 20181498 | 0.6 |
| QTMX10MM | 20181489 | 0.6 | QTM19MM | 20181488 | 0.6 | QTMX30MM | 20181499 | 0.6 |
| QTMX11MM | 20181491 | 0.6 | QTMX20MM | 20181495 | 0.6 | QTMX32MM | 20181500 | 0.6 |
| QTMX14MM | 20181492 | 0.6 | QTMX24MM | 20181496 | 0.6 | QTMX38MM | 20181501 | 0.6 |
| QTMX15MM | 20181493 | 0.6 | QTMX25MM | 20181497 | 0.6 | | | |
| JAMX | | | | | | | | |
| JAMX10MM | 20181300 | 0.8 | JAMX15MM | 20181304 | 0.8 | JAMX24MM | 20181307 | 0.8 |
| JAMX11MM | 20181302 | 0.8 | JAMX19MM | 20181305 | 0.8 | JAMX25MM | 20181308 | 0.8 |
| JAMX14MM | 20181303 | 0.8 | JAMX20MM | 20181306 | 0.8 | JAMX28MM | 20181309 | 0.8 |
| SHMX | | | | | | | | |
| SHMX10MM | 20181733 | 1.1 | SHMX15MM | 20181737 | 1.1 | SHMX24MM | 20181740 | 1.0 |
| SHMX11MM | 20181735 | 1.1 | SHMX19MM | 20181738 | 1.0 | SHMX25MM | 20181741 | 1.0 |
| SHMX14MM | 20181736 | 1.1 | SHMX20MM | 20181739 | 1.0 | SHMX28MM | 20181742 | 0.9 |
| SHMX15MM | 20181737 | 1.1 | SHMX24MM | 20181740 | 1.0 | SHMX30MM | 20181743 | 0.8 |
| SHMX19MM | 20181738 | 1.0 | SHMX25MM | 20181741 | 1.0 | SHMX35MM | 20181744 | 0.8 |
| SHMX10MM | 20181733 | 1.1 | SHMX28MM | 20181742 | 0.9 | SHMX38MM | 20181745 | 0.7 |
| SHMX11MM | 20181735 | 1.1 | SHMX30MM | 20181743 | 0.8 | SHMX40MM | 20181746 | 0.6 |
| SHMX14MM | 20181736 | 1.1 | SHMX20MM | 20181739 | 1.0 | | | |
| SDSMX | | | | | | | | |
| SDSMX10MM MPB | 20181586 | 1.7 | SDSMX25MM | 20181591 | 1.5 | SDSMX38MM | 20181596 | 1.1 |
| SDSMX15MM | 20181587 | 1.6 | SDSMX28MM | 20181592 | 1.4 | SDSMX40MM | 20181597 | 1.0 |
| SDSMX19MM | 20181588 | 1.6 | SDSMX30MM | 20181593 | 1.4 | SDSMX42MM | 20181598 | 1.0 |
| SDSMX20MM | 20181589 | 1.6 | SDSMX32MM | 20181594 | 1.3 | SDSMX48MM | 20181599 | 0.9 |
| SDSMX24MM | 20181590 | 1.5 | SDSMX35MM | 20181595 | 1.2 | | | |
| SDMX | | | | | | | | |
| SDMX15MM | 20181546 | 2.0 | SDMX28MM | 20181552 | 1.7 | SDMX40MM | 20181556 | 1.3 |
| SDMX19MM | 20181548 | 1.9 | SDMX30MM | 20181553 | 1.7 | SDMX42MM | 20181557 | 1.2 |
| SDMX20MM | 20181549 | 1.9 | SDMX35MM | 20181554 | 1.5 | SDMX48MM | 20181558 | 1.0 |
| SDMX24MM | 20181550 | 1.9 | SDMX38MM | 20181555 | 1.4 | | | |
| SKMX | | | | | | | | |
| SKMX15MM MPB | 20181815 | 3.6 | SKMX30MM | 20181820 | 3.2 | SKMX42MM | 20181825 | 2.7 |
| SKMX19MM | 20181816 | 3.5 | SKMX32MM | 20181821 | 3.1 | SKMX48MM | 20181826 | 2.4 |
| SKMX20MM | 20181817 | 3.5 | SKMX35MM | 20181822 | 3.0 | SKMX50MM | 20181827 | 2.3 |
| SKMX24MM | 20181818 | 3.4 | SKMX38MM | 20181823 | 2.9 | SKMX55MM | 20181828 | 2.0 |
| SKMX28MM | 20181819 | 3.2 | SKMX40MM | 20181824 | 2.8 | SKMX60MM | 20181829 | 1.7 |
| SFMX | | | | | | | | |
| SFMX15MM MPB | 20181686 | 5.1 | SFMX35MM | 20181691 | 4.0 | SFMX50MM | 20181696 | 3.5 |
| SFMX20MM | 20181687 | 5.0 | SFMX38MM | 20181692 | 4.2 | SFMX55MM | 20181697 | 3.2 |
| SFMX24MM | 20181688 | 4.8 | SFMX40MM | 20181693 | 4.2 | SFMX60MM | 20181698 | 3.0 |
| SFMX28MM | 20181689 | 4.7 | SFMX42MM | 20181694 | 4.1 | | | |
| SFMX30MM | 20181690 | 4.6 | SFMX48MM | 20181695 | 3.7 | | | |

*Trademark of TB Wood's Incorporated.

continued on page 142

Bushing Hardware

Metric Sure-Grip® Bushings (continued)

| Part # | SAP # | Weight* | Part # | SAP # | Weight* | Part # | SAP # | Weight* |
|-------------|----------|---------|-------------|----------|---------|-------------|----------|---------|
| EMX | | | | | | | | |
| EMX20MM MPB | 20181123 | 10.8 | EMX40MM | 20181127 | 9.9 | EMX55MM | 20181131 | 8.6 |
| EMX28MM | 20181124 | 10.6 | EMX42MM | 20181128 | 9.8 | EMX60MM | 20181132 | 8.1 |
| EMX30MM | 20181125 | 10.5 | EMX48MM | 20181129 | 9.3 | EMX70MM | 20181133 | 7.1 |
| EMX38MM | 20181126 | 10.0 | EMX50MM | 20181130 | 9.2 | | | |
| FMX | | | | | | | | |
| FMX20MM MPB | 20181224 | 18.0 | FMX42MM MPB | 20181228 | 16.7 | FMX60MM MPB | 20181232 | 14.3 |
| FMX30MM MPB | 20181225 | 17.6 | FMX48MM MPB | 20181229 | 18.0 | FMX70MM MPB | 20181233 | 12.9 |
| FMX38MM MPB | 20181226 | 16.9 | FMX50MM MPB | 20181230 | 15.7 | | | |
| FMX40MM MPB | 20181227 | 16.8 | FMX55MM MPB | 20181231 | 15.0 | | | |

*Trademark of TB Wood's Incorporated.

Metric "L" Series Flangeless Bushings

| Part # | SAP # | Weight | Part # | SAP # | Weight | Part # | SAP # | Weight |
|---------------|----------|--------|---------------|----------|--------|--------------|----------|--------|
| SKLMX | | | | | | | | |
| SKLMX15MM MPB | 20181814 | 1.7 | SFLMX15MM MPB | 20181685 | 2.1 | ELMX20MM MPB | 20181122 | 4.1 |

Sure-Grip® Short Bushings

| Part # | SAP # | Weight | Part # | SAP # | Weight | Part # | SAP # | Weight |
|------------|----------|--------|------------|----------|--------|------------|----------|--------|
| JS | | | | | | | | |
| JS-2 7/16 | 20181318 | 20.0 | JS-3 7/16 | 20181322 | 15.9 | JS-3 15/16 | 20181321 | 14.3 |
| JS-2 15/16 | 20181317 | 18.1 | JS-3 1/2 | 20181320 | 15.6 | JS-4 7/16 | 20181323 | 11.5 |
| MS | | | | | | | | |
| MS-3 7/16 | 20181382 | 41.2 | MS-4 7/16 | 20181385 | 33.3 | MS-5 1/2 | 20332977 | 25.9 |
| MS-3 1/2 | 20181380 | 40.7 | MS-4 15/16 | 20181384 | 30.9 | | | |
| MS-3 15/16 | 20181381 | 37.3 | MS-5 7/16 | 20181386 | 25.9 | | | |
| NS | | | | | | | | |
| NS-3 15/16 | 20181419 | 66.3 | NS-5 7/16 | 20181423 | 43.9 | NS-6 | 20181424 | 38.8 |
| NS-4 7/16 | 20181421 | 52.5 | NS-5 1/2 | 20332968 | 43.1 | | | |
| NS-4 15/16 | 20181420 | 46.5 | NS-5 15/16 | 20181422 | 39.0 | | | |
| PS | | | | | | | | |
| PS-4 15/16 | 20181460 | 88.3 | PS-6 | 20181464 | 77.4 | PS-6 15/16 | 20181466 | 61.3 |
| PS-5 7/16 | 20181463 | 81.3 | PS-6 7/16 | 20181467 | 70.0 | PS-7 | 20181468 | 60.4 |
| PS-5 15/16 | 20181462 | 78.4 | PS-6 1/2 | 20181465 | 69.0 | | | |
| WS | | | | | | | | |
| WS-5 7/16 | 20181850 | 172.3 | WS-6 1/2 | 20181852 | 153.0 | WS-7 15/16 | 20181857 | 126.9 |
| WS-5 15/16 | 20181849 | 161.1 | WS-6 15/16 | 20181853 | 140.0 | WS-8 | 20181858 | 124.0 |
| WS-6 | 20181851 | 160.0 | WS-7 | 20181855 | 139.0 | WS-8 7/16 | 20181860 | 107.3 |
| WS-6 7/16 | 20181854 | 155.0 | WS-7 1/2 | 20181856 | 137.0 | WS-8 1/2 | 20181859 | 105.0 |

Flat Idlers

| Part # | SAP # | Weight | Part # | SAP # | Weight | Part # | SAP # | Weight |
|--------------------|----------|--------|--------------------|----------|--------|--------------------|----------|--------|
| 2.0-SH | | | | | | | | |
| 6.0X2.0-SH-62S | 20466995 | 4.6 | 10.0X2.0-SH-102S | 20468346 | 7.5 | 12.0X2.0-SH-122S | 20468381 | 11.1 |
| 7.0X2.0-SH-72S | 20468276 | 5.1 | 9.0X2.0-SH-92S | 20468358 | 6.3 | | | |
| 8.0X2.0-SH-82S | 20468295 | 5.7 | 11.0X2.0-SH-112S | 20468380 | 9 | | | |
| 2.0-SDS | | | | | | | | |
| 14.0X2.0-SDS-142S | 20468382 | 14 | 16.0X2.0-SDS-162S | 20468383 | 16.6 | | | |
| 2.75-SD | | | | | | | | |
| 4.0X2.75-SD-4234S | 20468384 | 5.1 | 7.0X2.75-SD-7234S | 20468387 | 7.3 | 10.0X2.75-SD-10234 | 20468390 | 12.1 |
| 5.0X2.75-SD-5234S | 20468385 | 7.7 | 8.0X2.75-SD-8234S | 20468388 | 8.4 | 11.0X2.75-SD-11234 | 20468391 | 14 |
| 6.0X2.75-SD-6234S | 20468386 | 7.9 | 9.0X2.75-SD-9234S | 20468389 | 8.9 | 12X2.75-SD-12234S | 20468392 | 16.5 |
| 2.75-SF | | | | | | | | |
| 14.0X2.75-SF-14234 | 20468393 | 22.5 | 18.0X2.75-SF-18234 | 20468395 | 28.2 | | | |
| 16X2.75-SF-16234S | 20468394 | 25.3 | 20.0X2.75-SF-20234 | 20468396 | 35.5 | | | |
| 3.25-SD | | | | | | | | |
| 4.0X3.25-SD-4314S | 20468397 | 5.4 | 7.0X3.25-SD-7314S | 20468400 | 7.9 | 11.0X3.25-SD-11314 | 20468404 | 13.2 |
| 5.0X3.25-SD-5314S | 20468398 | 6.5 | 8.0X3.25-SD-8314S | 20468401 | 9.8 | 12X3.25-SD-12314S | 20468405 | 17.4 |
| 6.0X3.25-SD-6314S | 20468399 | 7.2 | 9.0X3.25-SD-9314S | 20468402 | 10 | | | |
| 3.25-SF | | | | | | | | |
| 14.0X3.25-SF-14314 | 20468406 | 25.4 | 18X3.25-SF-18314S | 20468408 | 34 | 24X3.25-SF-24314S | 20468420 | 50 |
| 16.0X3.25-SF-16314 | 20468407 | 37.9 | 20X3.25-SF-20314S | 20468409 | 43 | | | |
| 4.25-SD | | | | | | | | |
| 4.0X4.25-SD-4414S | 20468421 | 6.1 | 7.0X4.25-SD-7414S | 20468424 | 9.8 | 10.0X4.25-SD-10414 | 20468427 | 15.4 |
| 5.0X4.25-SD-5414S | 20468422 | 8.9 | 8.0X4.25-SD-8414S | 20468425 | 10.7 | 11.0X4.25-SD-11414 | 20468428 | 17.6 |
| 6.0X4.25-SD-6414S | 20468423 | 8.4 | 9.0X4.25-SD-9414S | 20468426 | 11.9 | | | |
| 4.25-SF | | | | | | | | |
| 12X4.25-SF-12414S | 20468429 | 23 | 16.0X4.25-SF-16414 | 20468431 | 32.3 | 20X4.25-SF-20414S | 20468433 | 43.4 |
| 14.0X4.25-SF-14414 | 20468430 | 28.5 | 18.0X4.25-SF-18414 | 20468432 | 39 | 24.0X4.25-SF-24414 | 20468434 | 65.2 |
| 5.25-SF | | | | | | | | |
| 6.0X5.25-SF-6514S | 20468435 | 14 | 10X5.25-SF-10514S | 20468439 | 19.2 | 16.0X5.25-SF-16514 | 20468443 | 38.3 |
| 7.0X5.25-SF-7514S | 20468436 | 17.3 | 11.0X5.25-SF-11514 | 20468440 | 31.1 | 18X5.25-SF-18514S | 20468444 | 42.6 |
| 8.0X5.25-SF-8514S | 20468437 | 15.5 | 12X5.25-SF-12514S | 20468441 | 27.3 | 20.0X5.25-SF-20514 | 20468445 | 51.5 |
| 9.0X5.25-SF-9514S | 20468438 | 19.3 | 14.0X5.25-SF-14514 | 20468442 | 36.3 | | | |
| 5.25-E | | | | | | | | |
| 24.0X5.25-E-24514S | 20468446 | 69.6 | | | | | | |

continued on page 144

Flat Idlers

(continued)

| Part # | SAP # | Weight | Part # | SAP # | Weight | Part # | SAP # | Weight |
|--------------------|----------|--------|--------------------|----------|--------|--------------------|----------|--------|
| 6.38-SF | | | | | | | | |
| 6.0X6.38-SF-6638S | 20468447 | 15 | 10.0X6.38-SF-10638 | 20468451 | 21 | 16.0X6.38-SF-16638 | 20468455 | 41.3 |
| 7.0X6.38-SF-7638S | 20468448 | 19.8 | 11.0X6.38-SF-11638 | 20468452 | 28.7 | 18X6.38-SF-18638S | 20468456 | 47.2 |
| 8.0X6.38-SF-8638S | 20468449 | 16.9 | 12X6.38-SF-12638S | 20468453 | 28.4 | 20.0X6.38-SF-20638 | 20468457 | 57.5 |
| 9.0X6.38-SF-9638S | 20468450 | 22.4 | 14.0X6.38-SF-14638 | 20468454 | 31.2 | | | |
| 6.38-E | | | | | | | | |
| 24.0X6.38-E-24638S | 20468458 | 88.5 | | | | | | |
| 8.38-E | | | | | | | | |
| 8.0X8.38-E-8838S | 20468459 | 32.4 | 12.0X8.38-E-12838S | 20468463 | 39.7 | 20.0X8.38-E-20838S | 20468467 | 75.6 |
| 9.0X8.38-E-9838S | 20468460 | 33.8 | 14.0X8.38-E-14838S | 20468464 | 49.4 | 24.0X8.38-E-24838S | 20468468 | 104.2 |
| 10.0X8.38-E-10838S | 20468461 | 38.1 | 16.0X8.38-E-16838S | 20468465 | 60.8 | | | |
| 11.0X8.38-E-11838S | 20468462 | 40.6 | 18.0X8.38-E-18838S | 20468466 | 69.3 | | | |
| 10.50-E | | | | | | | | |
| 10X10.50-E-101012 | 20468469 | 45.8 | 12X10.50-E-121012 | 20468471 | 52.8 | 16X10.50-E-161012S | 20468473 | 80 |
| 11X10.50-E-111012 | 20468470 | 53.8 | 14X10.50-E-141012 | 20468472 | 65.7 | | | |
| 10.50-J | | | | | | | | |
| 18X10.50-J-181012S | 20468474 | 110.8 | 20X10.50-J-201012 | 20468475 | 122.8 | 24X10.50-J-241012S | 20468476 | 152.5 |
| 12.50-J | | | | | | | | |
| 12.0X12.50-J-12112 | 20468477 | 94.8 | 16X12.50-J-161212 | 20468479 | 117.4 | 20X12.50-J-201212 | 20468481 | 151.1 |
| 14X12.50-J-141212 | 20468478 | 107.9 | 18X12.50-J-181212 | 20468480 | 132 | 24X12.50-J-241212 | 20468482 | 175.5 |

Neothane® V-Belts

A different approach to V-belts

Neothane® V-belts can provide a different approach to V-belt power transmission for appliances and light-duty machinery. The features of the belt will make it possible to gain competitive advantages in many areas of application.



Part Number: 5M 710
5M 5mm (3/16 in.) top width
710 710mm (27.95 in.) outside length

Smooth operator

Smaller sheave diameters, higher speed ratios, shorter center distances and higher speeds in belt power transmission applications are possible. Elimination of double reduction drives, made possible by the higher speed ratios permitted, result in decreased space requirements for many applications. The precision characteristics of this belt give a smoothness of operation that reduces noise to a minimum in the appurtenances of a drive.

The low-maintenance V-belt alternative

This belt is ideal for machines with long warranty periods. The outstanding characteristics make it virtually maintenance-free and therefore reduce service costs. Greater horsepower can be utilized by the designer with reasonable belt life. Or, for a given amount of power to be transmitted, belt life can be greater than ever before.

Applications

Specialty belt for specific types of machines and equipment.

- › Machine tools
- › Computer industry
- › Woodworking machines
- › Appliances
- › Blowers
- › Medical industry

Key features & benefits

- › Ribbed top for transverse rigidity, flexibility and cool running conditions.
- › Narrow top width for use on narrow, small diameter sheaves and exceptional flexibility on short centers.
- › Cords are resistant to elongation or shrinkage, provide great strength and long flex life.
- › Polyurethane compounding for firmer grip, greater strength and high resistance to oil, heat, abrasion, ozone and fatigue.
- › Smooth machined sides for quiet running, vibration-free operation and uniform grip.
- › Sixty-degree angle cross section for uniform support that keeps the load carrying cord in the same plane pulling together.

Lengths Available



3M Nominal Top Width 1/8 in.*

| Part # | Eff. Length (in.) | Part # | Eff. Length (in.) |
|--------|-------------------|--------|-------------------|
| 3M180 | 7.09 | 3M265 | 10.43 |
| 3M185 | 7.28 | 3M272 | 10.71 |
| 3M190 | 7.48 | 3M280 | 11.02 |
| 3M195 | 7.68 | 3M290 | 11.42 |
| 3M200 | 7.87 | 3M300 | 11.81 |
| 3M206 | 8.11 | 3M307 | 12.09 |
| 3M212 | 8.35 | 3M315 | 12.40 |
| 3M218 | 8.58 | 3M325 | 12.80 |
| 3M224 | 8.82 | 3M335 | 13.19 |
| 3M230 | 9.06 | 3M345 | 13.58 |
| 3M236 | 9.29 | 3M355 | 13.98 |
| 3M243 | 9.57 | 3M365 | 14.37 |
| 3M250 | 9.84 | 3M375 | 14.76 |
| 3M258 | 10.16 | 3M387 | 15.24 |

*Nonstock: Please check factory for availability.

continued on page 146

Contact your PTP Industrial Distributor or go to www.contitech.us to locate one.

Neothane® V-Belts

Lengths Available

3M Nominal Top Width 1/8 in.* (continued)

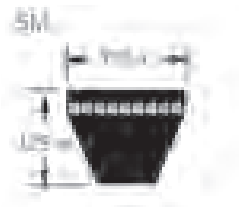
| Part # | Eff. Length (in.) | Part # | Eff. Length (in.) | Part # | Eff. Length (in.) |
|--------|-------------------|--------|-------------------|--------|-------------------|
| 3M400 | 15.75 | 3M500 | 19.69 | 3M630 | 24.80 |
| 3M412 | 16.22 | 3M515 | 20.28 | 3M650 | 25.59 |
| 3M425 | 16.73 | 3M530 | 20.87 | 3M670 | 26.38 |
| 3M437 | 17.20 | 3M545 | 21.46 | 3M690 | 27.17 |
| 3M450 | 17.72 | 3M560 | 22.05 | 3M710 | 27.95 |
| 3M462 | 18.19 | 3M580 | 22.83 | 3M730 | 28.74 |
| 3M475 | 18.70 | 3M600 | 23.62 | 3M750 | 29.53 |
| 3M487 | 19.17 | 3M615 | 24.21 | | |



*Nonstock: Please check factory for availability.

5M Nominal Top Width 3/16 in.

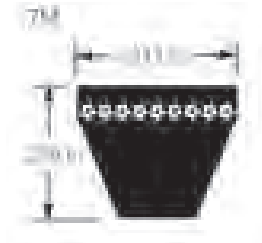
| Part # | Eff. Length (in.) | Part # | Eff. Length (in.) | Part # | Eff. Length (in.) |
|--------|-------------------|--------|-------------------|---------|-------------------|
| 5M280 | 11.02 | 5M475 | 18.70 | 5M800 | 31.50 |
| 5M290 | 11.42 | 5M487 | 19.17 | 5M825 | 32.48 |
| 5M300 | 11.81 | 5M500 | 19.69 | 5M850 | 33.46 |
| 5M307 | 12.09 | 5M515 | 20.28 | 5M875 | 34.45 |
| 5M315 | 12.40 | 5M530 | 20.87 | 5M900 | 35.43 |
| 5M325 | 12.80 | 5M545 | 21.46 | 5M925 | 36.42 |
| 5M335 | 13.19 | 5M560 | 22.05 | 5M950 | 37.40 |
| 5M345 | 13.58 | 5M580 | 22.83 | 5M975 | 38.39 |
| 5M355 | 13.98 | 5M600 | 23.62 | 5M1000 | 39.37 |
| 5M365 | 14.37 | 5M615 | 24.21 | 5M1030 | 40.55 |
| 5M375 | 14.76 | 5M630 | 24.80 | 5M1060 | 41.73 |
| 5M387 | 15.24 | 5M650 | 25.59 | *5M1090 | 42.91 |
| 5M400 | 15.75 | 5M670 | 26.38 | 5M1120 | 44.09 |
| 5M412 | 16.22 | 5M690 | 27.17 | 5M1150 | 45.28 |
| 5M425 | 16.73 | 5M710 | 27.95 | 5M1180 | 46.46 |
| 5M437 | 17.2 | 5M730 | 28.74 | 5M1220 | 48.03 |
| 5M450 | 17.72 | 5M750 | 29.53 | *5M1250 | 49.21 |
| 5M462 | 18.19 | 5M775 | 30.51 | *5M1280 | 50.39 |
| 5M1320 | 51.97 | 5M1450 | 57.09 | 5M1650 | 64.96 |
| 5M1360 | 53.54 | 5M1500 | 59.06 | 5M1850 | 72.83 |
| 5M1400 | 55.12 | 5M1600 | 62.99 | | |



*Nonstock: Please check factory for availability.

7M Nominal Top Width 5/16 in.


| Part # | Eff. Length (in.) | Part # | Eff. Length (in.) | Part # | Eff. Length (in.) |
|--------|-------------------|--------|-------------------|---------|-------------------|
| 7M500 | 19.69 | 7M850 | 33.46 | 7M1400 | 55.12 |
| *7M515 | 20.28 | 7M875 | 34.45 | 7M1450 | 57.09 |
| 7M530 | 20.87 | 7M900 | 35.43 | 7M1500 | 59.06 |
| *7M545 | 21.46 | 7M925 | 36.42 | 7M1550 | 61.02 |
| 7M560 | 22.05 | 7M950 | 37.40 | 7M1600 | 62.99 |
| 7M580 | 22.83 | 7M975 | 38.39 | 7M1650 | 64.96 |
| 7M600 | 23.62 | 7M1000 | 39.37 | 7M1700 | 66.93 |
| 7M615 | 24.21 | 7M1030 | 40.55 | 7M1750 | 68.90 |
| 7M630 | 24.80 | 7M1060 | 41.73 | 7M1800 | 70.87 |
| 7M650 | 25.59 | 7M1090 | 42.91 | 7M1850 | 72.83 |
| 7M670 | 26.38 | 7M1120 | 44.09 | 7M1900 | 74.80 |
| 7M690 | 27.17 | 7M1150 | 45.28 | 7M1950 | 76.77 |
| 7M710 | 27.95 | 7M1180 | 46.46 | 7M2000 | 78.74 |
| 7M730 | 28.74 | 7M1220 | 48.03 | *7M2060 | 81.10 |
| 7M750 | 29.53 | 7M1250 | 49.21 | 7M2120 | 83.46 |
| 7M775 | 30.51 | 7M1280 | 50.39 | 7M2180 | 85.83 |
| 7M800 | 31.50 | 7M1320 | 51.97 | *7M2240 | 88.19 |
| 7M825 | 32.48 | 7M1360 | 53.54 | *7M2300 | 90.55 |



*Nonstock: Please check factory for availability.

11M Nominal Top Width 7/16 in.

| Part # | Eff. Length (in.) | Part # | Eff. Length (in.) | Part # | Eff. Length (in.) |
|---------|-------------------|----------|-------------------|----------|-------------------|
| 11M710 | 27.95 | 11M1060 | 41.73 | 11M1600 | 62.99 |
| *11M730 | 28.74 | *11M1090 | 42.91 | 11M1650 | 64.96 |
| *11M750 | 29.53 | 11M1120 | 44.09 | 11M1700 | 66.93 |
| *11M775 | 30.51 | 11M1150 | 45.28 | *11M1750 | 68.90 |
| 11M800 | 31.50 | 11M1180 | 46.46 | 11M1800 | 70.87 |
| 11M825 | 32.48 | 11M1220 | 48.03 | *11M1850 | 72.83 |
| 11M850 | 33.46 | 11M1250 | 49.21 | 11M1900 | 74.80 |
| 11M875 | 34.45 | 11M1280 | 50.39 | 11M1950 | 76.77 |
| 11M900 | 35.43 | 11M1320 | 51.97 | 11M2000 | 78.74 |
| 11M925 | 36.42 | 11M1360 | 53.54 | 11M2060 | 81.10 |
| 11M950 | 37.40 | 11M1400 | 55.12 | 11M2120 | 83.46 |
| 11M975 | 38.39 | 11M1450 | 57.09 | 11M2180 | 85.83 |
| 11M1000 | 39.37 | 11M1500 | 59.06 | 11M2240 | 88.19 |
| 11M1030 | 40.55 | 11M1550 | 61.02 | 11M2300 | 90.55 |



*Nonstock: Please check factory for availability.

Variable Speed Belts

Top performance at every speed

ContiTech Variable Speed belts deliver the speed and horsepower the drives on your equipment were designed to achieve.

ContiTech Variable Speed belts have excellent transverse rigidity and exceptional flexibility preventing buckling at minimum diameter settings where belt stresses are greatest. Firm gripping action in the contact area provides positive traction for precise, immediate response. Together, they assure reliable, predictable transmission of maximum power over the drive's full operating range.

And top performance also means that you get longer life from ContiTech Variable Speed belts. That translates to less downtime for belt maintenance and more productivity from your equipment, which leads to greater operating economy by any measure.

Uniform cross section means less drive wear

The precision forming that goes into every one of our Variable Speed belts assures a completely uniform cross section. This allows even tracking and smooth running without any vibration problems. As a result, the life of the belt - as well as bearings, sheaves and other drive component - is significantly extended. Longer wear is a great way to save money and increase productivity.

Exceptional lengthwise flexibility allows for small pulleys

We build these belts thin with precise, uniform cogs on the underside for maximum lengthwise flexibility. They can be used on small pulley drives without any sacrifice of gripping action or cross rigidity. Cogging also minimizes bottom cracking, a major cause of premature failure.



Part Number: 3226V585

| | |
|-----|---|
| 32 | 32/16 in. top width |
| 26 | Angle of sheave groove |
| V | Variable speed profile - with Aramid tensile member |
| 585 | 58.5 in. pitch length |
| | Cut-edge, molded cog construction shown |

True dimensional stability and higher horsepower capability for long belt life

Our aramid tension cords get their muscle from a special tempering for maximum strength and resilience. This gives ContiTech Variable Speed belts the dimensional stability they need to carry more horsepower and experience less elongation over the life of the belt. In short, these Variable Speed belts provide you with longer life on the toughest drives.

Applications

For use on variable speed sheave drives requiring exact speed control and maximum range of speed changes. Ideal for recreational equipment, agricultural applications and machine tools.

- › Exercise equipment
- › Medical equipment
- › Farm equipment
- › Automobiles
- › Power equipment
- › Machine tools

Key features & benefits


- › Durable variable speed profile.
- › Super strong aramid tensile members.
- › Fiber-reinforced, latest compounded technology compression section.
- › High-horsepower capacity.
- › Milled edge construction for superior dimensional stability.
- › Oil, heat, ozone and abrasion resistant.

To learn more, visit www.contitech.us.

Widths and Lengths Available

Metric and asymmetric sizes available in minimum quantities.

Cut-Edge Construction



Variable Speed Belts

| Stock Part # | | | | | | | |
|--------------|--------------|--------------|--------------|--------------|--------------|--------------|--------------|
| 1228V | 1622V336 | 1922V | 1922V756 | 2026V445 | 2322V681 | 2436V | 2530V850 |
| 1228V255 | 1626V | 1922V256 | 1922V806 | 2026V607 | 2322V701 | 2436V331 | 2530V890 |
| 1422V | 1626V262 | 1922V277 | 1922V846 | 2126V | 2322V721 | 2526V | 2530V934 |
| 1422V235 | 1626V290 | 1922V282 | 1922V891 | 2126V309 | 2322V801 | 2526V314 | 2530V990 |
| 1422V240 | 1626V293 | 1922V298 | 1922V966 | 2126V365 | 2322V826 | 2530V | 2530V1090 |
| 1422V270 | 1626V304 | 1922V302 | 1922V1146 | 2226V | 2322V681 | 2530V300 | 2626V |
| 1422V290 | 1626V330 | 1922V321 | 1926V | 2226V307 | 2322V701 | 2436V | 2626V369 |
| 1422V300 | 1626V339 | 1922V332 | 1926V250 | 2230V | 2322V721 | 2436V331 | 2626V388 |
| 1422V330 | 1626V380 | 1922V338 | 1926V275 | 2230V266 | 2322V801 | 2526V | 2630V |
| 1422V340 | 1626V384 | 1922V363 | 1926V407 | 2230V273 | 2322V826 | 2526V314 | 2630V345 |
| 1422V360 | 1626V395 | 1922V381 | 1926V427 | 2230V275 | 2322V846 | 2530V | 2630V395 |
| 1422V400 | 1626V411 | 1922V386 | 1930V | 2230V285 | 2322V886 | 2530V300 | 2636V |
| 1422V420 | 1626V428 | 1922V403 | 1930V366 | 2230V326 | 2322V921 | 2530V335 | 2636V332 |
| 1422V440 | 1626V440 | 1922V417 | 1930V400 | 2230V375 | 2322V1001 | 2530V490 | 2822V |
| 1422V460 | 1626V455 | 1922V426 | 1930V425 | 2322V | 2322V1061 | 2530V500 | 2822V778 |
| 1422V466 | 1626V513 | 1922V443 | 1930V431 | 2322V329 | 2322V1271 | 2530V530 | 2826V |
| 1422V470 | 1626V517 | 1922V454 | 1930V450 | 2322V347 | 2326V | 2530V550 | 2826V452 |
| 1422V480 | 1626V597 | 1922V460 | 1930V491 | 2322V364 | 2326V310 | 2530V575 | 2830V |
| 1422V540 | 1626V604 | 1922V484 | 1930V500 | 2322V384 | 2326V359 | 2530V595 | 2830V337 |
| 1422V600 | 1626V658 | 1922V526 | 1930V541 | 2322V396 | 2330V | 2530V600 | 2830V363 |
| 1422V660 | 1626V700 | 1922V544 | 1930V560 | 2322V421 | 2330V273 | 2530V610 | 2830V366 |
| 1422V720 | 1628V | 1922V604 | 1930V591 | 2322V434 | 2330V338 | 2530V630 | 2830V367 |
| 1422V780 | 1628V210 | 1922V630 | 1930V600 | 2322V441 | 2426V | 2530V660 | 2830V393 |
| 1430V | 1628V315 | 1922V646 | 1930V641 | 2322V461 | 2426V343 | 2530V670 | 2830V396 |
| 1430V215 | 1632V | 1922V666 | 1930V691 | 2322V481 | 2430V | 2530V690 | 2830V422 |
| 1430V315 | 1632V210 | 1922V686 | 1930V750 | 2322V521 | 2430V297 | 2530V700 | 2830V428 |
| 1430V450 | 1822V | 1922V706 | 1930V991 | 2322V541 | 2430V302 | 2530V730 | 2836V |
| 1430V500 | 1822V328 | 1922V721 | 1930V1091 | 2322V601 | 2430V319 | 2530V750 | 2836V343 |
| 1622V | 1828V | 1922V726 | 2026V | 2322V621 | 2430V345 | 2530V790 | 2836V350 |
| 1622V270 | 1828V368 | 1922V751 | 2026V422 | 2322V661 | 2430V379 | 2530V840 | 2836V380 |

Variable Speed Belts

Widths and Lengths Available

Metric and asymmetric sizes available in minimum quantities.


Variable Speed Belts (continued)

| Stock Part # | | | | | | | |
|--------------|--------------|---------------|--------------|--------------|-----------|--------------|--------------|
| 2926V | 2926V1006 | 3226V1083 | 3230HV723 | 3830V517 | 4430V660 | 4430V1460 | 4836V950 |
| 2926V366 | 2926V1026 | 3230V | 3230HV821 | 3830V580 | 4430V670 | 4430V1610 | 4836V1000 |
| 2926V400 | 2926V1086 | 3230V419 | 3230HV856 | 3830V587 | 4430V690 | 4436V | 4836V1060 |
| 2926V426 | 2926V1106 | 3230V481 | 3230HV931 | 3836V | 4430V700 | 4436V525 | 4836V1120 |
| 2926V471 | 2926V1146 | 3230V600 | 3230HV960 | 3836V418 | 4430V710 | 4436V551 | 4836V1180 |
| 2926V477 | 2930V | 3230V621 | 3230HV1060 | 3836V426 | 4430V718 | 4436V646 | 4836V1250 |
| 2926V486 | 2930V348 | 3230V630 | 3236V | 3836V654 | 4430V730 | 4630V | 5130V |
| 2926V491 | 2930V420 | 3230V670 | 3236V369 | 3836V794 | 4430V740 | 4630V650 | 5130V732 |
| 2926V521 | 3226V | 3230V710 | 3236V389 | 4030V | 4430V750 | 4630V663 | 5130V787 |
| 2926V534 | 3226V392 | 3230V750 | 3236V432 | 4030V590 | 4430V760 | 4630V733 | 5228V |
| 2926V546 | 3226V395 | 3230V771 | 3430V | 4036V | 4430V780 | 4636V | 5228V930 |
| 2926V574 | 3226V400 | 3230V800 | 3430V424 | 4036V541 | 4430V790 | 4636V613 | 5230V |
| 2926V586 | 3226V433 | 3230V850 | 3430V476 | 4036V574 | 4430V800 | 4830V | 5230V662 |
| 2926V606 | 3226V439 | 3230V900 | 3430V493 | 4230V | 4430V850 | 4830V602 | 5230V734 |
| 2926V616 | 3226V450 | 3230V1120 | 3432V | 4230V556 | 4430V900 | 4830V653 | 5230V867 |
| 2926V636 | 3226V465 | 3230V1180 | 3432V450 | 4230V605 | 4430V910 | 4830V699 | 5636V |
| 2926V646 | 3226V505 | 3230HV | 3432V456 | 4230V653 | 4430V930 | 4830V730 | 5636V774 |
| 2926V666 | 3226V514 | 3230HV528 | 3432V480 | 4430V | 4430V950 | 4830V750 | 5830V |
| 2926V686 | 3226V545 | 3230HV546 | 3432V484 | 4430V510 | 4430V970 | 4830V850 | 5830V756 |
| 2926V706 | 3226V585 | 3230HV553 | 3432V528 | 4430V530 | 4430V1000 | 4830V970 | 5836V |
| 2926V726 | 3226V603 | 3230HV570 | 3432V534 | 4430V548 | 4430V1030 | 4830V1070 | 5836V737 |
| 2926V776 | 3226V650 | 3230HV585 | 3630V | 4430V555 | 4430V1060 | 4836V | 6236V |
| 2926V786 | 3226V663 | 3230HV603 | 3630V455 | 4430V560 | 4430V1090 | 4836V618 | 6236V607 |
| 2926V834 | 3226V723 | 3230HV613 | 3726V | 4430V570 | 4430V1120 | 4836V655 | 6236V725 |
| 2926V856 | 3226V783 | 3230HV620 | 3726V558 | 4430V578 | 4430V1150 | 4836V670 | 6236V762 |
| 2926V891 | 3226V843 | 3230HV626 | 3826V | 4430V600 | 4430V1180 | 4836V710 | |
| 2926V906 | 3226V903 | 3230HV644 | 3826V465 | 4430V610 | 4430V1250 | 4836V800 | |
| 2926V921 | 3226V963 | 3230HV685 | 3830V | 4430V630 | 4430V1320 | 4836V850 | |
| 2926V966 | 3226V1023 | 3230HV702 | 3830V510 | 4430V652 | 4430V1410 | 4836V900 | |

Flat Belting (Truly Endless)

Truly Endless synthetic cord belts

These belts are extremely flexible and exceptionally long-lasting, even when operating over small pulleys. They are made in four different weights to meet any service requirement.



Part Number: Flat "L" belt

ContiTech Flat Cord transmission belts are made with a single-layer, reinforcing section for a cross section which is thinner by 25% or more compared to plied belts of equal horsepower capacity. The high-tensile strength, multistrand synthetic cords used in Flat Cord belts provide maximum strength and minimum elongation.

Flat belts are furnished in an abrasion-resistant rubber construction. They can be made with oil-resisting synthetic rubber compounds on special order in widths from 1 to 36 inches and lengths from 25 inches to 135 feet.

Truly Endless Multiple Ply belts

The Multiple Ply belt is another product in the Truly Endless line. The round-and-round fabric construction can be split into multiple belts from one slab, representing great cost savings.

Various carcass materials are available for multiple ply belts, depending on the application. The most highly recommended are polyester/nylon, cotton, nylon, polyester, etc. These belts can be supplied with rubber covers, friction surface or bareback. We can supply V-guides, banner edges, cleats, drive lugs and rough top surfaces.

Applications

Handles a wide range of horsepower and speeds in both industrial and agricultural drives.

- › Harvesting equipment
- › Textiles and forestry
- › Hay equipment
- › Industrial equipment
- › Direct gear Drive replacement
- › Soil handling
- › Food processing
- › Chain replacement
- › Health and fitness
- › Material handling

Key features & benefits

- › Smooth, quiet operation and long belt life.
- › Uniform belt surface with no splicing.
- › High-tensile strength.
- › High coefficient of friction.
- › Lightweight.
- › No lubrication necessary.
- › Transverse rigidity.

We manufacture a complete line of Flat belting from Truly Endless and Multiple Ply belts to Regulator Power Strap Flat belts for the health and fitness industry.

To learn more, visit www.contitech.us.

Flat Belting (Truly Endless)

Available Sizes

Press Cured belts 30 to 34 inches wide require a minimum length of 14 feet (168 inches).
Press Cured belts above 36 inches wide require a minimum length of 17 feet (204 inches).

NOTE: Belting made by continuous build endless method has a length tolerance of plus or minus 1%.

Flat Belting (Truly Endless)

| Per Foot | Thickness (in.) | Cord |
|---|-----------------|-----------|
| Flat L (Drum Cured) | 8/64 | Rayon |
| Flat L (Press Cured) | 15/64 | Rayon |
| Flat M (2 to 9 in. wide included) (1 x 2 env) | 16/64 | Rayon |
| Flat M (10 to 28 in. wide included) (2 x 3 env) | 24/64 | Rayon |
| Flat C | 25/64 | Polyester |
| Flat H | 29/64 | Polyester |

Endless Belts

| Belt Type | Minimum Width (in.) | Maximum Width (in.) | Minimum Length (in.) | Maximum Length (in.) |
|--------------------|---------------------|---------------------|----------------------|----------------------|
| Drum Cured | | | | |
| Flat L | 1 | 10 | 24½ | 120 |
| Flat M | 2 | 28 | 24½ | 169% |
| Press Cured | | | | |
| Flat M | 2 | 36 | 120 | 135 |
| Flat C | 4 | 36 | 120 | 135 |
| Flat H | 4 | 36 | 120 | 135 |

Truly Endless Belts

Available Drum Sizes

Drum built belts are made only in raw-edge construction in lengths shown below. Lengths other than shown below are available with procurement of tooling.

Contact customer service for availability.

Truly Endless Belts

| Drum Sizes (in.) | | | | | |
|--------------------|--------------------|-------------------|------------------|--------------------|---------------------|
| 10 $\frac{3}{8}$ | 37 | 50 $\frac{3}{16}$ | 68 | 89 $\frac{1}{2}$ | 114 $\frac{1}{4}$ |
| 12 | 37 $\frac{7}{8}$ | 51 $\frac{1}{8}$ | 68 $\frac{1}{2}$ | 90 $\frac{1}{8}$ | 115 |
| 13 $\frac{3}{8}$ | 37 $\frac{3}{4}$ | 51 $\frac{1}{8}$ | 68 $\frac{5}{8}$ | 91 | 115 $\frac{1}{4}$ |
| 15 $\frac{3}{4}$ | 38 | 52 | 69 | 92 | 116 $\frac{1}{2}$ |
| 24 $\frac{1}{2}$ | 38 $\frac{5}{8}$ | 52 $\frac{5}{16}$ | 69 $\frac{5}{8}$ | 92 $\frac{1}{2}$ | 117 $\frac{3}{4}$ |
| 25 $\frac{1}{2}$ | 40 | 52 $\frac{1}{2}$ | 70 | 92 $\frac{3}{4}$ | 120 |
| 26 $\frac{1}{2}$ | 40 $\frac{1}{2}$ | 53 $\frac{3}{8}$ | 71 | 93 $\frac{1}{2}$ | 121 $\frac{1}{2}$ |
| 27 $\frac{3}{8}$ | 40 $\frac{3}{4}$ | 54 | 71 $\frac{1}{2}$ | 94 | 125 |
| 27 $\frac{7}{8}$ | 41 $\frac{1}{4}$ | 54 $\frac{1}{8}$ | 72 | 94 $\frac{1}{4}$ | 126 |
| 28 $\frac{11}{16}$ | 41 $\frac{1}{8}$ | 55 | 74 | 95 | 128 |
| 29 $\frac{1}{8}$ | 41 $\frac{7}{8}$ | 56 | 74 $\frac{3}{4}$ | 96 | 130 $\frac{11}{16}$ |
| 30 $\frac{3}{16}$ | 42 $\frac{1}{8}$ | 56 $\frac{1}{8}$ | 76 $\frac{1}{2}$ | 96 $\frac{1}{2}$ | 135 $\frac{3}{4}$ |
| 30 $\frac{13}{16}$ | 43 $\frac{1}{2}$ | 58 | 78 | 98 | 138 $\frac{7}{8}$ |
| 31 $\frac{1}{2}$ | 43 $\frac{3}{4}$ | 58 $\frac{1}{2}$ | 79 | 99 $\frac{1}{4}$ | 141 |
| 32 $\frac{1}{8}$ | 44 $\frac{1}{8}$ | 58 $\frac{3}{8}$ | 79 $\frac{1}{2}$ | 101 | 143 $\frac{3}{4}$ |
| 32 $\frac{1}{4}$ | 46 $\frac{1}{4}$ | 59 | 80 | 101 $\frac{1}{2}$ | 145 |
| 32 $\frac{3}{8}$ | 46 $\frac{1}{2}$ | 60 | 80 $\frac{1}{4}$ | 102 $\frac{1}{2}$ | 147 $\frac{3}{4}$ |
| 33 | 47 $\frac{3}{16}$ | 61 $\frac{1}{2}$ | 81 | 103 | 151 $\frac{1}{4}$ |
| 33 $\frac{11}{16}$ | 47 $\frac{3}{8}$ | 62 | 82 $\frac{1}{4}$ | 103 $\frac{1}{2}$ | 154 |
| 34 $\frac{1}{4}$ | 47 $\frac{7}{8}$ | 63 | 82 $\frac{3}{4}$ | 104 $\frac{1}{2}$ | 156 |
| 34 $\frac{9}{16}$ | 48 $\frac{1}{4}$ | 63 $\frac{1}{2}$ | 84 | 105 | 157 |
| 35 $\frac{1}{8}$ | 48 $\frac{3}{8}$ | 64 $\frac{1}{8}$ | 85 | 108 $\frac{1}{2}$ | 159 $\frac{1}{2}$ |
| 35 $\frac{1}{2}$ | 49 $\frac{1}{4}$ | 65 | 86 | 109 $\frac{3}{4}$ | 162 |
| 35 $\frac{13}{16}$ | 49 $\frac{3}{8}$ | 66 | 86 $\frac{1}{2}$ | 111 $\frac{3}{16}$ | 162 $\frac{1}{2}$ |
| 36 | 49 $\frac{11}{16}$ | 66 $\frac{1}{8}$ | 88 | 112 $\frac{1}{2}$ | 163 |
| 36 $\frac{1}{2}$ | 50 | 67 | 89 | 113 $\frac{1}{2}$ | 168 $\frac{5}{8}$ |

Bowling Machines

Available Parts

AMF

| AMF Part # | ContiTech Part # |
|-------------|------------------|
| 000-022-099 | A112 |
| 000-025-731 | 8350 |
| 000-026-753 | CARPET |
| 000-027-710 | 2L360 |
| 000-028-864 | 8690 |
| 000-028-865 | 8695 |
| 000-029-600 | 8640 |
| 030-003-912 | A133 |
| 030-005-197 | B128 |
| 030-005-453 | 8520 |
| 030-008-671 | A133 |
| 030-008-792 | A133 |
| 070-001-424 | 2L360 |
| 070-002-005 | B190 |
| 82-70-2013 | 8685 |
| 000-029-433 | 3L360 |
| 057-001-003 | 4L410 |
| 146-004-772 | 5M1850 |
| 146-004-775 | 5M925 |
| 208-111-174 | 3L450 |
| 070-011-064 | 3L450 |
| 070-011-147 | 3L380 |
| 070-011-148 | 3L400 |
| 234-001-147 | 8595 |
| 702-504-012 | A68 |
| 702-504-013 | A34 |

Brunswick

| Brunswick Part # | ContiTech Part # |
|------------------|------------------|
| 10-635112 | 8555 |
| 10-635126 | 8505 |
| 10-635303 | A90 |
| 10-635304 | A64 |
| 10-635308 | 4L335 |
| 10-635309 | A80 |
| 10-635314 | 4L350 |
| 12-150113 | 8620 |
| 12-300082-3 | 8625 |
| 12-400034-2 | A75 |
| 12-400034-3 | A105 |
| 12-400034-4 | A120 |
| 12-400034-5 | B195 |
| 12-400223 | 8615 |
| 12-400227 | B205 |
| 12-400314 | AX112 |
| 12-400329 | A77 |
| 12-200947 | 8560 |
| 116-31-290 | 3L310 |
| 10-635317 | AX90 |
| 53-530230-2 | 8420 |
| 53-520148-2 | 8430 |


Axial Fan Pd[®] Belts

Applications

Specific application power transmission synchronous belts used primarily in the chemical, petroleum and refining industries.

Key features & benefits

- > Special Fin-Fan[®] construction.
- > Universal tooth profile drops into existing HTD[®] sprockets.
- > Quiet tooth engagement.
- > High-grade engineered rubber compound.
- > Fiberglass tension cords for excellent resistance to shrinkage and elongation.
- > Oil, heat, ozone and abrasion resistance.
- > Low-maintenance/high-efficiency rating.



Part Number: 3150 14M 55\FFAN

| | |
|--------------|---|
| 3150 | 3150mm pitch length |
| 14 | 14mm pitch |
| 55 | 55mm wide |
| \FFAN | Special Fin-Fan [®] construction |

To learn more, visit www.contitech.us.

Available Sizes

Specific application power transmission synchronous belts used primarily in the chemical, petroleum and refining industries.

Axial Fan Pd[®] Belts

14mm width

| Part # | SAP # | # of Teeth |
|------------------|----------|------------|
| 3150 14M 55\FFAN | 20081711 | 225 |
| 3150 14M 85\FFAN | 20081712 | 225 |
| 3360 14M 55\FFAN | 20081835 | 240 |
| 3360 14M 85\FFAN | 20081836 | 240 |
| 3500 14M 55\FFAN | 20081963 | 250 |
| 3500 14M 85\FFAN | 20081964 | 250 |
| 3850 14M 55\FFAN | 20082161 | 275 |
| 3850 14M 85\FFAN | 20082162 | 275 |

*Fin-Fan[®] is a registered trademark of the Hudson Products Company.

Axial Fan Pd[®] Sprockets

Available Sizes

Axial Fan Pd[®] Sprockets

14mm width

| Part # | SAP # | Weight* |
|---------------|----------|---------|
| F168-14M-40-E | 20182173 | 88.0 |
| F168-14M-55-E | 20182174 | 94.0 |
| F168-14M-85-E | 20182175 | 108.0 |
| F192-14M-40-E | 20182176 | 102.0 |
| F192-14M-55-E | 20182177 | 110.0 |
| F192-14M-85-E | 20182178 | 130.0 |
| F216-14M-40-E | 20182179 | 136.0 |
| F216-14M-55-E | 20182180 | 145.0 |
| F216-14M-85-E | 20182181 | 161.0 |

*Weight does not include bushing.

Cotton Cleaners

Available Sizes

Cotton Cleaners

| Size | Pitch Length (in.) | # of Teeth |
|-----------|--------------------|------------|
| 61CCB142F | 61 | 61 |
| 63CCB165F | 63 | 63 |
| 64CCB170F | 64 | 64 |
| 65CCB175F | 65 | 65 |



Part Number: 64 CCB

64 64 in. pitch length

CCB 1 in. pitch

Applications

Synchronous belts specially designed for driving the cylinders on Cotton Gin Incline cleaner machines.

Key features & benefits

- › Aramid tensile cords.
- › Long service life in harsh environments.


Continental Elite® Poly-V® Belts With Quiet-Channel Technology™

Applications

For passenger cars and light- and heavy-duty trucks.

Key features & benefits

- › Specially treated tension members to maintain tension and resist elongation on both locked center drives and spring tension systems.
- › Fiber-reinforced rubber helical cogged ribs offer maximum cord support and wear resistance for unsurpassed performance in high horsepower applications.
- › The backing is tough, coated fabric material impregnated with premium rubber for heat and oil resistance to provide high coefficient of friction needed to drive flat pulleys.
- › Unique helical cog design runs quieter than standard cogged belts.



Part Number: 4061025

| | |
|------|--------------------|
| 4 | K section Poly-V |
| 06 | 6 ribs |
| 1025 | 102 3/8 in. length |

Continental Elite® V-Belts

Applications

For passenger cars and light- and heavy-duty trucks.

Key features & benefits

- › High-strength Vytacord® tension members resist shockload failure. Low-elongation properties assure uniform performance over the long life of the belt.
- › Fiber-reinforced rubber helical cogs offer greater flexibility which reduces cracking and fatigue in the cushion member.
- › Tension fabric impregnated with engineered oil-resistant rubber reduces surface fatigue and resists cracking.
- › Rubber edges maintain positive, no-slip contact with pulley grooves for reliable energy transfer.



Part Number: 15456

| | |
|-----|---------------------------|
| 15 | 15/32 in. top width |
| 456 | 45 5/8 in. outside length |

To learn more, visit www.contitech.us.

Continental Elite® Timing Belts


With OEMfit Technology™

Applications

Continental Elite® Timing belts are designed to deliver precise timing over a long service life in demanding automotive cam applications.

Key features & benefits

- › Precision-molded teeth made of synthetic polymers provide high strength, shear resistance and environmental resistance to assure long, dependable life.
- › Specially woven and chemically treated fabric is impregnated with our high-grade rubber polymers to reduce pulley friction and provide outstanding resistance to abrasion, oil and ozone.
- › Special fiberglass tension members are dimensionally stable and high in strength, starting out precise and dependable and staying that way.
- › Durable polymer backing protects the load-carrying cords from oil, abrasion and ozone. It also keeps the cords in place so they pull together smoothly and evenly.



Part Number: 40138

40 Automotive Timing Belt
138 Industry Standard Description

Continental Elite® Truck Refrigeration Belts

Applications

Main drive belts for truck refrigeration units, especially designed for long life on mule drives and backside idler drives. Accessory drives are also found in the refrigeration units and are driven by Hex belts, Torque-Flex® belts and Insta-Power® belts.

Key features & benefits

- › Premium rubber-impregnated fabric resists oil, heat and wear.
- › High-strength Vytacord® tension members improve flex life, eliminate excess elongation and increase resistance to shock loads.
- › Cushion section is made of premium rubber to resist heat and wear.



Part Number: 41047

Application Guides and Available Sizes

Continental Elite Poly-V® Belts, V-Belts, Truck Refrigeration Belts, Special Truck Belts and Timing Belts

Note: For an application guide and available sizes, ask your distributor for the following catalogs:

| Catalog Description | Part # | Catalog Description | Part # |
|---|----------|--|----------|
| Car & Light Truck Application Guide (Current to 1994) | 20035740 | Medium to Heavy Duty Truck Application Guide (Current to 1990) | 20049138 |
| Car & Light Truck Application Guide (1993 & Prior) | 20049146 | Medium to Heavy Duty Truck Application Guide (1989 & Prior) | 20108695 |

Belt Size Information

HY-T® Classical V-Belts and Torque-Flex®

| Section | Nominal Top Width (in.) | How to Obtain Effective Outside Length Up To 210 in. | How to Obtain Effective Outside Length Over 210 in. |
|---------|-------------------------|--|---|
| A, AX | 1/2 (.500) | Add 2.1 in. to Part Number Ex: A20 = 22.1 in. | Add 2.1 in. to Part Number Ex: A220 = 22.1 in. |
| B, BX | 21/32 (.656) | Add 2.9 in. to Part Number Ex: B100 = 102.9 in. | Add 1.4 in. to Part Number Ex: B240 = 241.4 in. |
| C, CX | 7/8 (.875) | Add 4.2 in. to Part Number Ex: C100 = 104.2 in. | Add 2.2 in. to Part Number Ex: C240 = 242.7 in. |
| D, DX | 1 1/4 (1.250) | Add 5.2 in. to Part Number Ex: D180 = 185.2 in. | Add 2.7 in. to Part Number Ex: D240 = 242.7 in. |
| E | 1 1/2 (1.500) | Add 7.0 in. to Part Number Ex: E180 = 187.0 in. | Add 3.5 in. to Part Number Ex: E360 = 363.5 in. |

HY-T® Wedge and Wedge TLP™

| Section | Nominal Top Width (in.) | Lengths |
|--------------|-------------------------|-------------------------------|
| 3V, 3VX, 3VT | 3/8 (.375) | Belt Number indicates nominal |
| 5V, 5VX, 5VT | 5/8 (.625) | Outside Length |
| 8V, 8VT | 1 (1.000) | Example: 3VX475 = 47.5 in. |

FHP

| Section | Nominal Top Width (in.) | Lengths |
|---------|-------------------------|-------------------------------|
| 2L | 1/4 (.250) | Belt Number indicates nominal |
| 3L | 3/8 (.375) | Outside Length |
| 4L | 1/2 (.500) | |
| 5L | 21/32 (.656) | Example: 4L400 = 40.0 in. |

Positive Drive

| | |
|---------------|--|
| Pitch | Distance from center of one tooth to center of next MXL = .080 in. XL = .200 in. L = .375 in. H = .500 in. XH = .875 in. XXH = 1.250 in. |
| Width | Last digits of belt number are the width in in. and tenths Example: 240XL025 = 1/4 in. width |
| Length | First digits of belt number are the pitch length in in. and tenths Example: 240XL025 = 24.0 in. pitch length |

Poly-V®

| Section | Width Per Rib | Nominal Top Width (in.) | Lengths |
|---------|---------------|-------------------------|---|
| J | .092 | .16 | First digits are pitch length in in. and tenths |
| L | .185 | .38 | Example: 180J4 = 18.0 in. |
| M | .370 | .66 | J = Poly-V cross section 4 = Number of ribs |

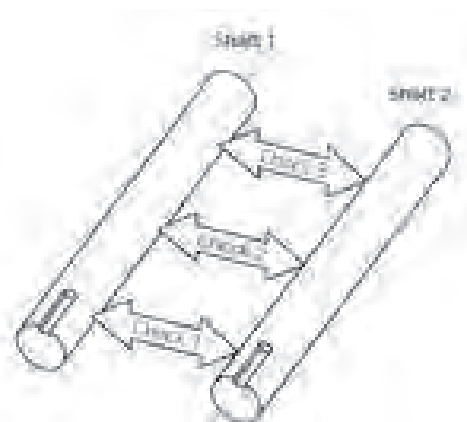
Variable Speed

| | |
|------------------|---|
| Top Width | First two digits of belt number indicate belt top width in sixteenths of an in. Example: 3226V585 = 32/16 in. or 2 in. top width |
| Angle | Second two digits of belt number indicate the pulley angle Example: 3226V585 fits a 26° angle pulley |
| Length | Last digits of belt number are the pitch length Example: 3226V585 = 58.5 in. pitch length |

Technical Information

Sprocket installation

Follow all safety policies and requirements of federal, state and local authorities, as well as the regulation of the employer, when working on power equipment. Always lock out the power source to the machinery before performing any work.



Preparation

OBJECTIVE: Verify that all necessary tools and parts are available and ready for installation.

1. SilentSync® belts and sprockets are identified with a unique Color Spectrum System. The seven colors used for identification are Yellow, White, Purple, Blue, Green, Orange and Red. Each color represents a different size so that Blue belts are made to operate with Blue sprockets. Make sure the same color belt and sprockets have been obtained. When installing Falcon Pd®, Hawk Pd® and Blackhawk Pd®, it is also important that the correct sprocket width is used.

2. The following tools are recommended for proper belt and sprocket installation.

- > Straightedge
- > Socket and open end wrenches
- > Torque wrench
- > Belt tension gauge
- > Laser Alignment
- > Tape measure
- > File and sandpaper
- > Clean cloth
- > Deflection force values for tensioning the belt

3. Make sure the components are ready for installation. Clean all shafts, removing any nicks or burrs. Clean all mating surfaces of the sprocket, bushing and shaft. No lubrication or anti-seize solution should be used on any of these surfaces, including threaded holes. Use of lubrication can create higher torque, which will cause premature failure.

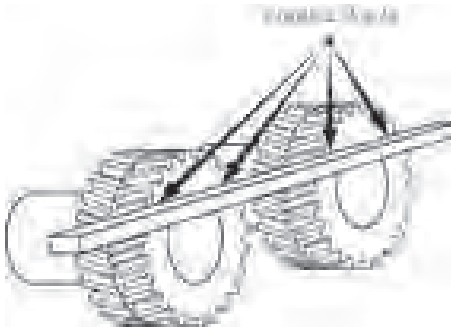
4. Make sure the shafts are true and parallel by accurately measuring the distance between the shafts at three points along the shaft. The distance between the shafts should be the same at all three points as shown. Also make sure the shafts are rigidly mounted. Shafts should not deflect when the belt is tensioned.

Sprocket and bushing installation

OBJECTIVE: Verify that all necessary tools and parts are available and ready for installation.

1. For conventional mounting, insert bushing into the sprocket, aligning the tapped holes in the bushing flange with the drilled holes in the sprocket hub.
2. Insert capscrews through the drilled holes and into the tapped holes.
3. Insert the key into the keyseat of the shaft.
4. With capscrews to the outside, place the sprocket and bushing assembly on the shaft, positioning the assembly with the bushing flange towards the shaft bearings. Reverse mounting the "Quick Detachable" (QD) bushing can be advantageous for some applications.
5. Repeat Steps 1 through 4 for the other sprocket.
6. Check that the teeth of both sprockets are pointing in the same direction when installing SilentSync® sprockets.
7. Snug the capscrews so that the sprocket/bushing assembly can still move on the shaft.
8. Align the sprockets using a straightedge. Check for contact in four places as shown. Do not use bearings or drive shafts as reference points for sprocket alignment. ContiTech Laser Alignment Tool provides an alternative method for checking alignment.

See pages 177-179 for tools offered and how to order.



Sprocket and bushing installation

9. Using a torque wrench, tighten the capscrews to the torque values listed below. If there is not a gap of 1/8 to 1/4 inch between the bushing flange and the sprocket hub, then disassemble the parts and determine the reason for the faulty assembly.

10. The sprocket will draw onto the bushing during tightening. Always recheck alignment after tightening the capscrews. If alignment has changed, return to Step 7 (on page 158).

11. Tighten the setscrews over the keyway to the torque values listed in the table below.

12. If the sprockets are straight bore, use the above alignment procedure and then tighten the setscrews to the correct torque for the setscrew size listed in the Torque Specifications table.

QD® bushings can be installed with the capscrews on either side, excluding H, M and N sizes. Drives with opposing shafts require one of the sprockets be mounted with the capscrews on the flange side and one with the capscrews on the hub side.

Torque Specifications

| Bushing | Capscrew Torque | | Setscrew Torque (in.-lb.) | Setscrew Size (in.) |
|---------|-----------------|---------|---------------------------|---------------------|
| | in.-lb. | ft.-lb. | | |
| H | 108 | 9 | - | - |
| SH | 108 | 9 | 87 | 1/4 |
| SDS | 108 | 9 | 87 | 1/4 |
| SK | 180 | 15 | 87 | 1/4 |
| SF | 360 | 30 | 166 | 5/16 |
| E | 720 | 60 | 290 | 3/8 |
| F | 900 | 75 | 290 | 3/8 |
| J | 1620 | 135 | 290 | 3/8 |
| M | 2700 | 225 | 290 | 3/8 |
| N | 3600 | 300 | 620 | 1/2 |

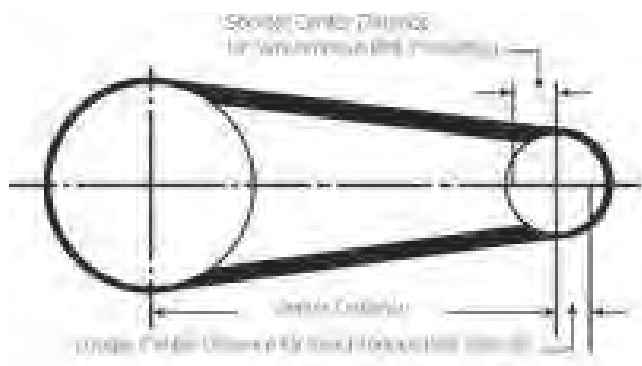
Technical Information

Belt installation and tensioning

OBJECTIVE: ContiTech Synchronous timing belts must be installed and tensioned properly to ensure optimum performance. Sprocket alignment must be preserved while tensioning the drive.

Before beginning, inspect the belt for damage and verify that the sprockets are properly mounted. Refer to sprocket and bushing manufacturer installation procedure. Belts should never be crimped or bent to a diameter less than the minimum sprocket diameter, approximately 2.5 inches for 8mm belts and 5 inches for 14mm belts.

1. Shorten the center distance or release the tensioning idler to install the belt. Do not pry the belt onto the sprocket. Refer to the following Center Distance Allowance tables for required center distance adjustment.



Apply the following center distance allowances for the Hawk Pd® and Falcon Pd®. A center distance adjustment or decrease in center distance, is necessary to install a belt. In addition, an increase in center distance will be necessary for proper tensioning. If you install a belt together with sprockets, allow the following decrease in center distance for installation and an increase in center distance for tensioning.

If you install a belt over one flanged sprocket and one unflanged sprocket with the sprockets already installed on the drive, allow the following decrease in center distance for installation and increase in center distance for tensioning.

| Pitch Length Range (mm) | Allowance (decrease) for Installation | | Allowance (increase) for Take-Up |
|-------------------------|---------------------------------------|--------------------|----------------------------------|
| | 8m Belts (mm/in.) | 14m Belts (mm/in.) | 8m, 14m Belts (mm/in.) |
| Less than 1525 | 22.5/0.9 | 36.5/1.4 | 2.5/0.1 |
| 1525-3050 | 25.0/1.0 | 39.0/1.5 | 5.0/0.2 |
| Greater than 3050 | 27.5/1.1 | 41.5/1.6 | 7.5/0.3 |

If you install the belt over two flanged sprockets that are already installed on the drive, allow the following decrease in center distance for installation and increase in center distance for tensioning.

| Pitch Length Range (mm) | Allowance (decrease) for Installation | | Allowance (increase) for Take-Up |
|-------------------------|---------------------------------------|--------------------|----------------------------------|
| | 8m Belts (mm/in.) | 14m Belts (mm/in.) | 8m, 14m Belts (mm/in.) |
| Less than 1525 | 34.5/1.4 | 59.2/2.3 | 2.5/0.1 |
| 1525-3050 | 37.0/1.5 | 62.0/2.4 | 5.0/0.2 |
| Greater than 3050 | 39.5/1.6 | 64.5/2.5 | 7.5/0.3 |

Consider the following center distance allowances when installing SilentSync® sprockets. Since flanges are not necessary on SilentSync® drives, only one table of center distance allowances is provided.

| Pitch Length Range (mm) | Allowance (decrease) for Installation | Allowance (increase) for Take-Up |
|-------------------------|---------------------------------------|----------------------------------|
| | 8m, 14m Belts (mm/in.) | 8m, 14m Belts (mm/in.) |
| Less than 1525 | 2.5/0.1 | 2.5/0.1 |
| 1525-3050 | 5.0/0.2 | 5.0/0.2 |
| Greater than 3050 | 7.5/0.3 | 7.5/0.3 |

| Pitch Length Range (mm) | Allowance (decrease) for Installation | | Allowance (increase) for Take-Up |
|-------------------------|---------------------------------------|--------------------|----------------------------------|
| | 8m Belts (mm/in.) | 14m Belts (mm/in.) | 8m, 14m Belts (mm/in.) |
| Less than 1525 | 10.1/0.4 | 15.2/0.6 | 2.5/0.1 |
| Greater than 1525 | 15.2/0.6 | 17.8/0.7 | 5.0/0.2 |

2. Place the belt on each sprocket and ensure proper engagement between the sprocket and belt teeth.

3. Lengthen the center distance or adjust the tensioning idler to remove any belt slack.

4. Using a tape measure, measure the span length of the drive. Refer to dimension “P” in the diagram. The span length can be calculated using the formula at the right.

5. Place a straightedge or reference line across the top of the belt.

6. Determine the proper deflection force to tension the belt. Deflection forces are given in the following tables. Deflection forces are also given on the output of the MaximizerPro™ computer drive analysis.

a. If using a tension gauge, the deflection scale is calibrated in inches of span length. Check the force required to deflect the belt the proper amount. There is an O-ring to help record the force. If the measured force is less than the required deflection force, lengthen the center distance. If the measured force is greater than the required deflection force, shorten the center distance. See chart on page 162 for deflection values and tension gauges available.

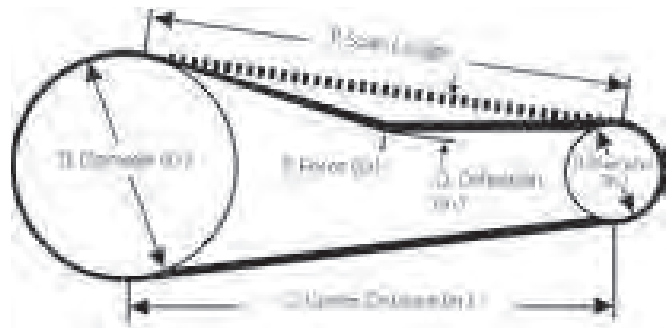
b. If using other means to apply force to the belt, adjust the center distance so that the belt is deflected 1/64 per inch of span length when the proper force is applied. See chart on page 163 regarding TensionRite® Belt Frequency Meter which calculates belt tension by measuring span vibrations.

7. After the belt is properly tensioned, lock down the center distance adjustments and recheck the sprocket alignment.

8. If possible, run the drive for approximately 5 minutes with or without load. Stop the drive and lock out the power source and examine alignment, capscrew torque and belt tension. Adjust the center distance to increase the belt tension to the “New” value in the Deflection Principle table below. Lock down the drive adjustments and recheck tension.

9. Recheck the belt tension, alignment and capscrew torque after 8 hours of operation to ensure the drive has not shifted.

Deflection Principle



- F = Deflection Force
- q = Deflection, 1/64 in. per in. of span length
- C = Center Distance
- D = Large Sprocket Pitch Diameter
- d = Small Sprocket Pitch Diameter
- P = Span Length

$$P = \sqrt{C^2 - \left(\frac{D-d}{2}\right)^2}$$

Technical Information

Belt installation and tensioning

Deflection Forces for Belt Tensioning (lb.)

| Belt Type | 0-100 RPM | | 101-1000 RPM | | 1000-Up RPM | |
|----------------------|-----------|-----------|--------------|-----------|-------------|-----------|
| | New Belt | Used Belt | New Belt | Used Belt | New Belt | Used Belt |
| SilentSync® | | | | | | |
| Yellow | 15 | 11 | 12 | 8 | 9 | 7 |
| White | 30 | 21 | 24 | 17 | 19 | 13 |
| Purple | 60 | 43 | 47 | 34 | 38 | 27 |
| Blue | 54 | 38 | 44 | 31 | 38 | 27 |
| Green | 60 | 57 | 66 | 47 | 57 | 41 |
| Orange | 107 | 76 | 88 | 63 | 76 | 55 |
| Red | 161 | 115 | 131 | 94 | 115 | 82 |
| Falcon Pd® | | | | | | |
| 8GTR 12 | 24 | 17 | 14 | 10 | 9 | 7 |
| 8GTR 21 | 42 | 30 | 25 | 18 | 16 | 12 |
| 8GTR 36 | 72 | 51 | 42 | 30 | 27 | 21 |
| 8GTR 62 | 124 | 88 | 72 | 52 | 47 | 36 |
| 14GTR 20 | 38 | 29 | 31 | 23 | 28 | 21 |
| 14GTR 37 | 70 | 54 | 57 | 43 | 52 | 39 |
| 14GTR 68 | 129 | 99 | 105 | 78 | 95 | 71 |
| 14GTR 90 | 171 | 131 | 140 | 104 | 126 | 95 |
| 14GTR 125 | 238 | 181 | 194 | 144 | 175 | 131 |
| Blackhawk Pd® | | | | | | |
| 8MBH12 | 12 | 9 | 9 | 7 | 7 | 5 |
| 8MBH 22 | 23 | 17 | 16 | 12 | 13 | 10 |
| 8MBH 35 | 36 | 26 | 26 | 19 | 21 | 16 |
| 8MBH 60 | 62 | 45 | 45 | 33 | 36 | 27 |
| 14MBH 20 | 36 | 26 | 27 | 20 | 23 | 17 |
| 14MBH 42 | 76 | 55 | 57 | 42 | 49 | 36 |
| 14MBH 65 | 117 | 85 | 89 | 65 | 76 | 55 |
| 14MBH 90 | 162 | 118 | 123 | 90 | 105 | 77 |
| 14MBH 120 | 217 | 157 | 164 | 119 | 139 | 102 |
| Hawk Pd® | | | | | | |
| 8M 20 | 15 | 11 | 13 | 10 | 12 | 9 |
| 8M 30 | 23 | 17 | 20 | 15 | 19 | 14 |
| 8M 50 | 39 | 29 | 35 | 26 | 32 | 24 |
| 8M 85 | 69 | 50 | 61 | 45 | 56 | 41 |
| 14M 40 | 47 | 34 | 38 | 28 | 32 | 24 |
| 14M 55 | 70 | 51 | 56 | 41 | 48 | 35 |
| 14M 85 | 116 | 84 | 93 | 68 | 79 | 58 |
| 14M 115 | 162 | 118 | 130 | 95 | 110 | 80 |
| 14M 170 | 249 | 181 | 201 | 146 | 171 | 125 |

TensionRite® Small Tension Tester

Application

≤30 lb. deflection force



Part Number: 20044882

TensionRite® Large Tension Tester

Application

≥200 lb. deflection force



Part Number: 20039447

1. The table values are typically larger than necessary to cover the broad rpm range.
2. For drives where hub loads are critical and high speed drives or other drives with special circumstances, the table values (deflection force, installation tension) should be calculated.
3. Consult the Web site for detailed information on using the frequency-based tension gauges.
4. ContiTech offers three different tension gauges for properly tensioning SilentSync® Hawk Pd or Blackhawk Pd® belts. See your ContiTech Sales Representative or your PTP industrial distributor for more information on the tension gauges listed on this page.

Belt Strand Tension (lb.)

| Belt Type | 0-100 RPM | | 101-1000 RPM | | 1000-Up RPM | | Belt Weight (kg/m) |
|----------------------|-----------|-----------|--------------|-----------|-------------|-----------|--------------------|
| | New Belt | Used Belt | New Belt | Used Belt | New Belt | Used Belt | |
| SilentSync® | | | | | | | |
| Yellow | 224 | 160 | 176 | 112 | 128 | 96 | 0.073 |
| White | 449 | 305 | 353 | 241 | 273 | 177 | 0.147 |
| Purple | 897 | 625 | 689 | 481 | 545 | 369 | 0.293 |
| Blue | 817 | 561 | 657 | 449 | 561 | 385 | 0.261 |
| Green | 1210 | 842 | 986 | 682 | 842 | 586 | 0.392 |
| Orange | 1618 | 1122 | 1314 | 914 | 1122 | 786 | 0.523 |
| Red | 2436 | 1700 | 1956 | 1364 | 1700 | 1172 | 0.784 |
| Falcon Pd® | | | | | | | |
| 8GTR 12 | 370 | 258 | 210 | 146 | 130 | 98 | 0.056 |
| 8GTR 21 | 648 | 456 | 376 | 264 | 232 | 168 | 0.093 |
| 8GTR 36 | 1111 | 775 | 631 | 439 | 391 | 295 | 0.167 |
| 8GTR 62 | 1913 | 1337 | 1081 | 761 | 681 | 505 | 0.288 |
| 14GTR 20 | 571 | 427 | 459 | 331 | 411 | 299 | 0.158 |
| 14GTR 37 | 1052 | 796 | 844 | 620 | 764 | 556 | 0.292 |
| 14GTR 68 | 1939 | 1459 | 1555 | 1123 | 1395 | 1011 | 0.537 |
| 14GTR 90 | 2570 | 1930 | 2074 | 1498 | 1850 | 1354 | 0.711 |
| 14GTR 125 | 3578 | 2666 | 2874 | 2074 | 2570 | 1866 | 0.987 |
| Blackhawk Pd® | | | | | | | |
| 8MBH12 | 179 | 131 | 131 | 99 | 99 | 67 | 0.057 |
| 8MBH 22 | 345 | 249 | 233 | 169 | 185 | 137 | 0.104 |
| 8MBH 35 | 539 | 379 | 379 | 267 | 299 | 219 | 0.165 |
| 8MBH 60 | 928 | 656 | 656 | 464 | 512 | 368 | 0.283 |
| 14MBH 20 | 553 | 393 | 409 | 297 | 345 | 249 | 0.157 |
| 14MBH 42 | 1167 | 831 | 863 | 623 | 735 | 527 | 0.330 |
| 14MBH 65 | 1796 | 1284 | 1348 | 964 | 1140 | 804 | 0.510 |
| 14MBH 90 | 2487 | 1783 | 1863 | 1335 | 1575 | 1127 | 0.706 |
| 14MBH 120 | 3332 | 2372 | 2484 | 1764 | 2084 | 1492 | 0.941 |
| Hawk Pd® | | | | | | | |
| 8M 20 | 226 | 162 | 194 | 146 | 178 | 130 | 0.118 |
| 8M 30 | 347 | 251 | 299 | 219 | 283 | 203 | 0.176 |
| 8M 50 | 590 | 430 | 526 | 382 | 478 | 350 | 0.289 |
| 8M 85 | 1046 | 742 | 918 | 662 | 838 | 598 | 0.507 |
| 14M 40 | 715 | 507 | 571 | 411 | 475 | 347 | 0.438 |
| 14M 55 | 1069 | 765 | 845 | 605 | 717 | 509 | 0.583 |
| 14M 85 | 1778 | 1266 | 1410 | 1010 | 1186 | 850 | 0.913 |
| 14M 115 | 2486 | 1782 | 1974 | 1414 | 1654 | 1174 | 1.233 |
| 14M 170 | 3827 | 2739 | 3059 | 2179 | 2579 | 1843 | 1.835 |

TensionRite® Belt Frequency Meter

Part Number: 20287454



Optical Head Replacement

Part Number: 20545642

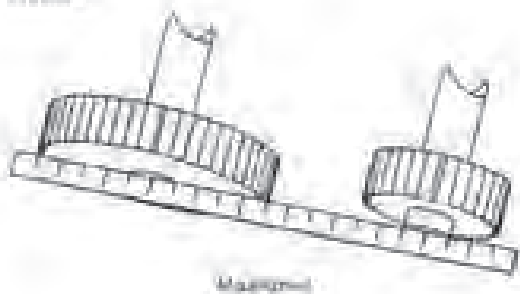
1. The table values are typically larger than necessary to cover the broad rpm range.
2. For drives where hub loads are critical and high speed drives or other drives with special circumstances, the table values (deflection force, installation tension) should be calculated.
3. Consult the Web site for detailed information on using the frequency-based tension gauges.
4. ContiTech offers three different tension gauges for properly tensioning SilentSync® Hawk Pd® or Blackhawk Pd® belts. See your ContiTech Sales Representative or your PTP industrial distributor for more information on the tension gauges listed on this page.

Technical Information

Drive alignment


Synchronous belts are very sensitive to misalignment. The tension carrying member has a high tensile strength and resistance to elongation, resulting in a very stable belt product. Any misalignment will lead to inconsistent belt wear, uneven load distribution and premature tensile failure. In general, synchronous drives should not be used where misalignment is a problem. Misalignment should be limited to 1/4 degree or 1/16 inch per foot of center distance.

Figure A



Any degree of misalignment will reduce belt life and cause edge wear. Therefore, a straightedge should be used to check proper alignment verifying that sprockets and shafts are parallel, as in Figure C.

Figure C



Misalignment, at times, may cause tracking problems. Although some tracking is normal and will not affect belt performance, it may be caused by poorly aligned sprockets. Flanges may control a tracking problem. Considering a two-sprocket drive, belt contact on a single flange is acceptable. Belt contact with the opposite flanges of two sprockets should be avoided.

With parallel shafts, misalignment occurs when there is an offset between the sprocket faces as in Figure A. Misalignment also occurs when the shafts are not parallel as in Figure B.

Figure B

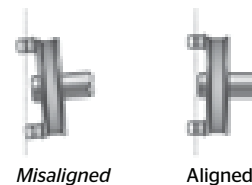



Correct alignment

A straightedge should touch the sprocket at the four points indicated. Both front and back alignments should be checked.

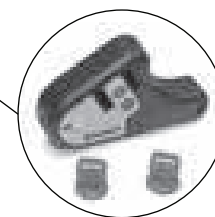
Laser alignment tool

ContiTech Laser Alignment Tool provides an alternative to checking alignment with a straightedge. Each laser alignment tool comes with a rugged carrying case and detailed instructions to get you started with the quickest, easiest and most versatile alignment tool on the market today.



Misaligned

Aligned



Misalignment can also be attributed to the improper installation of a bushing or loose drive framework. Refer to sprocket manufacture guidelines for proper bushing installation. Secure motor and framework to eliminate vibration on center-to-center fluctuations.

Technical Information

V-belt causes of premature failure

| Possible Causes | Problem | | | | | | | | |
|---------------------------|-----------------------------------|----------------------------------|---------------------------------|--------------------------------|---------------------|-------------------|-------------|--------------------------------|-----------------|
| | Cut Through on Top (Joined Belts) | Mismatched Belts at Installation | Belts Too Short at Installation | Belts Too Long at Installation | Excessive Vibration | Excessive Stretch | Belt Squeal | Hardening & Premature Cracking | Belts Turn Over |
| Possible Causes | | | | | | | | | |
| Excessive Oil | | | | | | | | | |
| Exposure to Elements | | | | | | | | | |
| Pried Over Sheaves | | | | | | | | | |
| Contact with Obstruction | | | | | | | | | |
| Insufficient Tension | | | | | | | | | |
| Stalled Drive Sheaves | | | | | | | | | |
| Constant Slippage | | | | | | | | | |
| Rough Sheaves | | | | | | | | | |
| Substandard Sheaves | | | | | | | | | |
| Excessive Tension | | | | | | | | | |
| Shock Load | | | | | | | | | |
| Foreign Material | | | | | | | | | |
| Excessive Dust | | | | | | | | | |
| Drive Misalignment | | | | | | | | | |
| Worn Sheaves | | | | | | | | | |
| Excessive Vibration | | | | | | | | | |
| High Ambient Temperature | | | | | | | | | |
| Damaged Tensile Member | | | | | | | | | |
| Incorrect Belts | | | | | | | | | |
| Incorrect Drive Set-Up | | | | | | | | | |
| Insufficient Take-Up | | | | | | | | | |
| Improper Matching | | | | | | | | | |
| Mixed Old and New Belts | | | | | | | | | |
| Non-Parallel Shafts | | | | | | | | | |
| Different Manufacturers | | | | | | | | | |
| Belt/Pulley, Incompatible | | | | | | | | | |
| Corrective Action | | | | | | | | | |
| Lubricate Properly | | | | | | | | | |
| Clean Sheaves and Belt | | | | | | | | | |
| Replace Belts | | | | | | | | | |
| Provide Protection | | | | | | | | | |
| Install Properly | | | | | | | | | |
| Check For Belt Length | | | | | | | | | |
| Remove Obstruction | | | | | | | | | |
| Tension Properly | | | | | | | | | |
| Free Sheaves | | | | | | | | | |
| Replace Sheaves | | | | | | | | | |
| File Smooth | | | | | | | | | |
| Redesign Drive | | | | | | | | | |
| Operate Properly | | | | | | | | | |
| Align Drive | | | | | | | | | |
| Provide Ventilation | | | | | | | | | |
| Check For Proper Belt | | | | | | | | | |
| Check Machinery | | | | | | | | | |
| Use Only New Belts | | | | | | | | | |
| Use Single Source | | | | | | | | | |

continued on page 166

Technical Information

V-belt causes of premature failure

Problem (continued)

| | Broken Belts | Side Split | Ply Separation | Uneven Envelope Wear | Envelope Wear | Spin Burn | Gouges | Weathering or "Craze" Cracks | Loose Cover and Swell |
|---------------------------|--------------|------------|----------------|----------------------|---------------|-----------|--------|------------------------------|-----------------------|
| Possible Causes | | | | | | | | | |
| Excessive Oil | | | | | | | | | |
| Exposure to Elements | | | | | | | | | |
| Pried Over Sheaves | | | | | | | | | |
| Contact with Obstruction | | | | | | | | | |
| Insufficient Tension | | | | | | | | | |
| Stalled Drive Sheaves | | | | | | | | | |
| Constant Slippage | | | | | | | | | |
| Rough Sheaves | | | | | | | | | |
| Substandard Sheaves | | | | | | | | | |
| Excessive Tension | | | | | | | | | |
| Shock Load | | | | | | | | | |
| Foreign Material | | | | | | | | | |
| Excessive Dust | | | | | | | | | |
| Drive Misalignment | | | | | | | | | |
| Worn Sheaves | | | | | | | | | |
| Excessive Vibration | | | | | | | | | |
| High Ambient Temperature | | | | | | | | | |
| Damaged Tensile Member | | | | | | | | | |
| Incorrect Belts | | | | | | | | | |
| Incorrect Drive Set-Up | | | | | | | | | |
| Insufficient Take-Up | | | | | | | | | |
| Improper Matching | | | | | | | | | |
| Mixed Old and New Belts | | | | | | | | | |
| Non-Parallel Shafts | | | | | | | | | |
| Different Manufacturers | | | | | | | | | |
| Belt/Pulley, Incompatible | | | | | | | | | |
| Corrective Action | | | | | | | | | |
| Lubricate Properly | | | | | | | | | |
| Clean Sheaves and Belt | | | | | | | | | |
| Replace Belts | | | | | | | | | |
| Provide Protection | | | | | | | | | |
| Install Properly | | | | | | | | | |
| Check For Belt Length | | | | | | | | | |
| Remove Obstruction | | | | | | | | | |
| Tension Properly | | | | | | | | | |
| Free Sheaves | | | | | | | | | |
| Replace Sheaves | | | | | | | | | |
| File Smooth | | | | | | | | | |
| Redesign Drive | | | | | | | | | |
| Operate Properly | | | | | | | | | |
| Align Drive | | | | | | | | | |
| Provide Ventilation | | | | | | | | | |
| Check For Proper Belt | | | | | | | | | |
| Check Machinery | | | | | | | | | |
| Use Only New Belts | | | | | | | | | |
| Use Single Source | | | | | | | | | |

Technical Information

Synchronous belt causes of premature failure

Types of Failure

| Possible Cause of Failure | Excessive Edge Wear | Excessive Tooth Wear | Uneven Tooth Wear | Apparent Belt Stretch | Cracks in Backing | Tooth Shear | Tensile Failure | Excessive Drive Noise | Tooth Skipping (Ratcheting) | Belt Tracking | Excessive Sprocket Wear | Excessive Drive Vibration |
|---|---------------------|----------------------------|----------------------------|----------------------------|-------------------|----------------------------|----------------------------|----------------------------|-----------------------------|----------------------------|----------------------------|----------------------------|
| Belt Hitting Obstruction | Primary Cause | Could Cause But Not Likely | Possible Cause | | | | | Could Cause But Not Likely | | | | Could Cause But Not Likely |
| Excessive Load | | Possible Cause | | | | Primary Cause | Primary Cause | | | | | |
| Belt Overtensioned | | Could Cause But Not Likely | | | | | Possible Cause | Possible Cause | | | Could Cause But Not Likely | Could Cause But Not Likely |
| Belt Undertensioned | | Primary Cause | Possible Cause | Could Cause But Not Likely | | | | Possible Cause | Primary Cause | | | Could Cause But Not Likely |
| Rough or Damaged Sprocket | | Possible Cause | Possible Cause | | | | | | | | | Could Cause But Not Likely |
| Misalignment | | Primary Cause | Primary Cause | | | Possible Cause | Primary Cause | | | Primary Cause | Could Cause But Not Likely | |
| Worn Sprocket | | Possible Cause | Possible Cause | | | Could Cause But Not Likely | | | Could Cause But Not Likely | | | Could Cause But Not Likely |
| Sprocket Out of Tolerance | | Could Cause But Not Likely | Could Cause But Not Likely | | | Could Cause But Not Likely | | | Could Cause But Not Likely | Could Cause But Not Likely | Could Cause But Not Likely | Could Cause But Not Likely |
| Soft Sprocket Material | | | | | | | | | | | Primary Cause | |
| Debris in Sprocket or Drive | | Possible Cause | Could Cause But Not Likely | | | Could Cause But Not Likely | Possible Cause | | Possible Cause | Possible Cause | Primary Cause | Possible Cause |
| Center Distance Changed | | Could Cause But Not Likely | | Primary Cause | | | | | Possible Cause | Possible Cause | | |
| Weak Drive Structure | | Could Cause But Not Likely | | Primary Cause | | | | Could Cause But Not Likely | Possible Cause | Possible Cause | | Primary Cause |
| Excessive Low Temperature | | | | | Primary Cause | Could Cause But Not Likely | | | | | | |
| Excessive High Temperature | | | | | Primary Cause | Could Cause But Not Likely | | | | | | Could Cause But Not Likely |
| Exposure to Oil, Solvents, Chemicals | | | | | Possible Cause | Could Cause But Not Likely | Could Cause But Not Likely | | Could Cause But Not Likely | | Could Cause But Not Likely | |
| Sprocket Diameter Sub Minimum | | | | Could Cause But Not Likely | Primary Cause | | Possible Cause | | | | | |
| Backside Idler | | | | | Possible Cause | | | | | | | |
| Shock Loading | | | | | Possible Cause | Primary Cause | Possible Cause | | Possible Cause | | | |
| Less than 6 Teeth in Mesh | | Could Cause But Not Likely | Could Cause But Not Likely | | | Possible Cause | | | | | | |
| Excessive Sprocket Runout | | | | | | | Could Cause But Not Likely | | | | | Possible Cause |
| Damage Due to Handling | | | | | | | Primary Cause | | | | Could Cause But Not Likely | |
| Vibrating Bearings/ Mountings | | | | | | | | | | | | Possible Cause |
| Center Distance Greater than 8x Small Sprocket Diameter | | | | | | | | | | Possible Cause | | |
| Sprocket Not Properly Balanced | | | | | | | | Possible Cause | | | | Primary Cause |
| Belt/Sprocket Incompatible | | Possible Cause | | | | Possible Cause | | Possible Cause | | | Possible Cause | Possible Cause |

continued on page 168

Legend

- Primary Cause
- Possible Cause
- Could Cause But Not Likely

Technical Information

Synchronous belt causes of premature failure

Types of Failure (continued)

| | Excessive Edge Wear | Excessive Tooth Wear | Uneven Tooth Wear | Apparent Belt Stretch | Cracks in Backing | Tooth Shear | Tensile Failure | Excessive Drive Noise | Tooth Skipping (Ratcheting) | Belt Tracking | Excessive Sprocket Wear | Excessive Drive Vibration |
|--------------------|--|----------------------|-------------------|-----------------------|-------------------|-------------|-----------------|-----------------------|-----------------------------|---------------|-------------------------|---------------------------|
| Corrective Action | | | | | | | | | | | | |
| Banded | Remove obstruction or use idler to reroute belt | Black | Orange | Grey | | | | Orange | | | | Orange |
| | Redesign drive | | Grey | | | Black | Black | | | | | |
| | Belt overtensioned | | Orange | | | | Grey | Grey | | | Orange | Orange |
| V-Belt | Belt undertensioned | | Black | Orange | | | | Grey | Black | | | Orange |
| | Replace sprocket | | Grey | | | | | | | | | Orange |
| | Align shafts and sprockets | | Black | Black | | Grey | Black | | | Black | Orange | |
| Bushing Hardware | Replace sprocket | | Grey | | | Orange | | | Orange | | | |
| | Replace sprocket, never attempt to remachine | | Orange | Orange | | Orange | | | Orange | Orange | Orange | Orange |
| | Use harder sprocket material | | | | | | | | | | Black | |
| Specialty | Shield drive | | Grey | Orange | | Orange | Grey | | Grey | Grey | Black | Grey |
| | Check lock down bolts on motors and shafts | | Orange | | Black | | | | Grey | | | |
| | Reinforce drive structure | | Orange | | Black | | | Orange | Grey | Grey | | Black |
| Automotive & Truck | Moderate temperature, especially at start-up | | | | Black | Orange | | | | | | |
| | Moderate temperature, shield drive | | | | Orange | Orange | | | | | | Orange |
| | Shield drive, eliminate chemicals | | | | Grey | Grey | Orange | | Orange | | Orange | |
| Automotive & Truck | Redesign drive to increased sprocket diameters | | | Orange | Black | | Grey | | | | | |
| | Redesign to reduce wrap on backside idler | | | | Grey | | | | | | | |
| | Eliminate shock loading or redesign drive to handle it | | | | Grey | Black | Grey | | Grey | | | |
| Automotive & Truck | Increase wrap on sprocket | | Orange | Orange | | Grey | | | | | | |
| | Replace sprocket | | | | | | Orange | | | | | Grey |
| | Replace product, do not crimp belt or drop sprockets | | | | | | Black | | | | Orange | |
| Automotive & Truck | Replace bearings or reinforce mountings | | | | | | | | | | | Grey |
| | Alignment is critical | | | | | | | | | Grey | | |
| | Check sprocket balance | | | | | | | | | | | Black |
| Automotive & Truck | Check for proper belt | | Grey | | | Grey | | Grey | | | Grey | Grey |

Legend

Mandrel Quantity Requirements

For special length or made-to-order belts*

The following quantities are for approximate reference only; mandrel tool sizes and availability at time of order may not be available. Please contact factory for verification.

HY-T® Belts

| | Cross Section | Under 123 in. | 124 - 300 in. | 301 in. & Up |
|--------------|---------------|---------------|---------------|--------------|
| | A | 68 | 135 | - |
| | B* | 50 | 100 | 50 |
| >B38=>50 Pcs | C | 42 | 64 | 32 |
| <B38=>53 Pcs | D | 25 | 46 | 24 |
| | E | - | 42 | 21 |

HY-T® Wedge/Wedge TLP Belts Envelope

| Cross Section | Up to 90 in. | 90 - 140 in. | 150 in. & Up |
|---------------|---------------|---------------|--------------|
| 3V, 3VT | 117, 129 | 84, 93 | - |
| 5V, 5VT | 68, 77 | 50, 57 | 95, 93 |
| Cross Section | Up to 140 in. | 150 - 300 in. | 301 in. & Up |
| 8V, 8VT | 31 | 61 | 31 |

HY-T® Wedge Belts Cut-Edge

| Cross Section | Up to 120 in. | 120 - 140 in. | 141 - 300 in. | 301 in. & Up |
|---------------|---------------|---------------|---------------|--------------|
| 3VX | 98 | 98 | 176 | - |
| 5VX | 63 | 63 | 100 | 50 |

Torque Team® Belting

(Including Torque Team Plus® and Laminated)

| Cross Section | Cut-Edge | Envelope | | |
|---------------|--------------|---------------|---------------|--------------|
| | 25 - 118 in. | 116 - 123 in. | 124 - 300 in. | 301 in. & Up |
| 3VX | 95 | - | - | - |
| 5VX | 54 | - | - | - |
| 8V | - | - | - | - |
| AX | 60 | - | - | - |
| BX | 50 | - | - | - |
| CX | 36 | - | - | - |
| DX | 29 | - | - | - |
| 3V | - | 88 | 176 | - |
| 5V | - | 50 | 100 | 50 |
| 8V | - | 32 | 64 | 32 |
| A | - | 68 | 135 | - |
| B | - | 50 | 100 | 50 |
| C | - | 42 | 64 | 32 |
| D | - | 25 | 46 | 24 |

FHP Envelope

| Cross Section | Cut-Edge Length | Envelope | | | |
|---------------|-----------------|--------------|---------------|--------------|---------------|
| | 12 - 112 in. | Under 28 in. | 28 in. & Over | Under 38 in. | 38 in. & Over |
| 2L** | - | - | - | - | - |
| 3L | 104 | - | - | - | - |
| 4L | - | 75 | 75 | - | - |
| 5L | - | - | - | 54 | 54 |

**2Ls unavailable in envelope construction.

*Nonstock Belts: Orders for nonstock or made-to-order belts are available in multiple mandrel size quantities. Please check factory for

Mandrel Quantity Requirements

For special length or made-to-order belts*

The following quantities are for approximate reference only; mandrel tool sizes and availability at time of order may not be available. Please contact factory for verification.

FHP Cut-Edge

| Cross Section | 12 - 116 in. Length |
|---------------|---------------------|
| 2L | 152 |
| 3L | 98 |
| 4L | 79 |
| 5L | 63 |

Torque-Flex® Belts

| Cross Section | Under 116 in. | 116 - 132 in. | 124 - 300 in. | 301 in. & Up |
|---------------|---------------|---------------|---------------|--------------|
| AX | 73 | 73 | 135 | - |
| BX | 57 | 57 | 100 | 50 |
| CX | 42 | 42 | 64 | 32 |
| DX | - | 24 | 48 | 24 |

Positive Drive Belting*

| Under 120 in. | Profile | 120 in. & Up |
|---|---------|--------------|
| Standard Positive Drive | | |
| 26 | MXL | - |
| 26 | XL | - |
| 26 | L | - |
| 26 | H | 13 |
| 26 | XH | 13 |
| 26 | XXH | 13 |
| Dual Positive Drive | | |
| 26 | XL | - |
| 26 | L | 13 |
| 26 | H | 13 |
| 26 | XH | 13 |
| Hawk Pd® and Blackhawk Pd | | |
| 26 | 5M | - |
| 26 | 8M | 13 |
| 26 | 14M | 13 |
| 26 | 20M | 13 |
| Super Torque Positive Drive (STPD) | | |
| 28 | 3M | - |
| 28 | 4.5M | - |
| 28 | 5M | - |
| 27 | 8M | 14 |
| 26 | 14M | 13 |

Variable Speed Belts

| Any Length |
|----------------------|
| 38 in. wide mandrel* |

*In. indicate the total top width mandrel yield (e.g., divide belt top width into yield for total number of belts per mandrel).

Hex Belts

| Cross Section | 0 - 123 in. | 124 - 300 in. | Over 300 in. |
|---------------|-------------|---------------|--------------|
| AA | 67 | 118 | - |
| BB | 49 | 94 | 47 |
| CC | 34 | 60 | 30 |

Cut-Edge Automotive Belts

| Width | Top Length (in.) | 12 - 116 in. |
|-------|------------------|--------------|
| | 13/32 | 98 |
| | 15/32 | 87 |
| | 17/32 | 76 |
| | 22/32 | 60 |
| | 24/32 | 54 |
| | 28/32 | 45 |

SilentSync® and Falcon Pd®: Contact customer service for correct quantities.

*In. indicate the total top width mandrel yield (e.g., divide belt top width into yield for total number of belts per mandrel).

Dry Can Belts

| 240 - 300 in. | 300 in. & Over |
|---------------|----------------|
| 60 | 29 |

Neothane® Belts

| Cross Section | 12 - 118 in. Length |
|---------------|---------------------|
| 5MR | 200 |
| 7MR | 124 |
| 11MR | 85 |

Poly-V® Belts (Cut-Edge Only)

| Cross Section | 12 - 118 in. Length |
|---------------|-----------------------------|
| "J" Section | 10 in. - 120 in. = 400 ribs |
| "L" Section | 25 in. - 120 in. = 200 ribs |
| "M" Section | 50 in. - 118 in. = 100 ribs |
| "K" Section | 12 in. - 120 in. = 265 ribs |

Belt Storage

General guidelines

The storage of power transmission belts is of interest to users and distributors as well as manufacturers. Under favorable storage conditions, good quality belts retain their initial serviceability and dimensions. Conversely, unfavorable conditions can adversely affect performance and cause dimensional change. Good storage facilities and practices will allow the user to achieve the most value from belt products.

Power transmission belts should be stored in a cool and dry environment with no direct sunlight. When stacked on shelves, the stacks should be small enough to avoid excess weight on the bottom belts which may cause distortion. When stored in containers, the container size and contents should be sufficiently limited to avoid distortion, particularly to those belts at the bottom of the container.

Some things to avoid

Do not store belts on floors unless a suitable container is provided. They may be susceptible to water leaks, or moisture, or otherwise damaged due to traffic.

Do not store belts near windows which may permit exposure to sunlight or moisture. Do not store belts near radiators, or heaters, or in the airflow from heating devices.

Do not store belts in the vicinity of transformers, electric motors, or other electrical devices that may generate ozone. Also avoid areas where evaporating solvents or other chemicals are present in the atmosphere.

Do not store belts in a configuration that would result in bend diameters less than the minimum recommended sheave, or pulley diameter for normal bends, and not less than 1.3 times the minimum recommended diameters for reverse bends. (Refer to appropriate ARPM-MPTA-RAC Standards for minimum recommended diameters.)

Belt Storage

Methods of storage

V-belts

A common method of storing belts is to hang them on pegs or pin racks. Very long belts stored this way should use sufficiently large pins or crescent-shaped “saddles” to prevent their weight from causing distortion. Long V-belts may be “coiled” in loops for easy distortion-free storage. The following table is a guide to the maximum number of coils for extended storage time:

V-Belts

| Belt Cross Section | Belt Length (in.) | Belt Length (mm) | # of Coils* | # of Loops |
|-------------------------|-------------------|-------------------|-------------|------------|
| 3L, 4L, A, AX, AA | Under 60 | Under 1500 | 0 | 1 |
| 5L, B, BX, 3V | 60 up to 120 | 1500 up to 3000 | 1 | 3 |
| 9R, 13R, 13C, 13CX, 13D | 120 up to 180 | 3000 up to 4600 | 2 | 5 |
| 16R, 16C, 16CX, 9N | 180 and over | 4600 and over | 3 | 7 |
| | | | | |
| BB, C, CX | Under 75 | Under 1900 | 0 | 1 |
| 5V | 75 up to 144 | 1900 up to 3700 | 1 | 3 |
| 16D, 22C, 22CX | 144 up to 240 | 3700 up to 6000 | 2 | 5 |
| 15N | 240 and over | 6000 and over | 3 | 7 |
| | | | | |
| | Under 120 | Under 3000 | 0 | 1 |
| | 120 up to 240 | 3000 up to 6100 | 1 | 3 |
| CC, D | 240 up to 330 | 6100 up to 8400 | 2 | 5 |
| 22D, 32C | 330 up to 420 | 8400 up to 10,600 | 3 | 7 |
| | 420 and over | 10,600 and over | 4 | 9 |
| | | | | |
| | Under 180 | Under 4600 | 0 | 1 |
| | 80 up to 270 | 4600 up to 6900 | 1 | 3 |
| 8V (25N) | 270 up to 390 | 6900 up to 9900 | 2 | 5 |
| | 390 up to 480 | 9900 up to 12,200 | 3 | 7 |
| | 480 and over | 12,200 and over | 4 | 9 |

*One coil results in three loops, two coils result in five loops, etc.

Joined V-belts, Synchronous belts, V-ribbed belts

Like V-belts, these belts may be stored on pins or saddles with precautions taken to avoid distortion. However, belts of these types, up to approximately 120 inches (3,000mm), are normally shipped in “nested” configuration and it is recommended that the belts be stored in this manner as well. Nests are formed by laying a belt on its side on a flat surface and placing as many belts inside the first belt as possible without undue force. When the nests are tight and stacked with each rotated 180° from the one below, they may be stacked without damage.

Belts of these types over approximately 120 inches (3,000mm), may be “rolled up” and tied for shipment. These rolls may be stacked for easy storage. Care should be taken to avoid small radii, which could damage the belts.

Effects of storage

The quality of belts has not been found to change significantly within seven years of proper storage at temperatures less than 85°F (30°C) and relative humidity below 70%. Also, there must be no exposure to direct sunlight.

If the storage temperature is increased beyond 85°F (30°C), then the storage limit for normal service expectancy should be reduced. From a base of seven years at 85°F (30°C), the storage limit should be reduced by one-half for each 15°F (8°C) increase in temperature. Under no circumstances should belts be exposed to storage temperatures above 115°F (46°C).

Variable speed belts

A common method of storing belts is to hang them on pegs or racks. Variable speed belts are more sensitive to distortion than most other belts, and it is not recommended that these belts be hung from pins or racks. They should be stored on shelves. A common method for packaging for shipment is the use of a “sleeve” slipped over the belt. Variable speed belts should be stored in these sleeves and may conveniently be stacked on shelves with the aid of the sleeves.

With a significant increase in humidity, it is possible for fungus or mildew to form on stored belts. This does not appear to cause serious belt damage, but should be avoided if possible.

Equipment using belts is sometimes stored for prolonged periods (six months or more) before it is put in service or during other periods when it is idle. It is recommended that the tension of the belts be relaxed during such periods and that equipment storage conditions should be consistent with the guidelines for belt storage. If this is not possible, the belts should be removed and stored separately.

ContiTech Matchmaker® System

The ARPM Engineering Standards IP-20 & IP-22 sets up limits for matching Classical and Wedge V-belts having polyester cord based on their lengths and cross-sections. These standards have been developed to ensure that belts that meet the ARPM tolerances will run together on multiple-belt drives and effectively share the load that is being transmitted.

V-Belt Permissible Deviation From Nominal Length - Envelope Narrow Profile (Industry Standard)

| Product Length (in.) | Range |
|----------------------|------------------|
| 0 to 50 - 63/64 | 15mm (.5905 in.) |
| 51 to 80 - 63/64 | 20mm (.7874 in.) |
| 81 to 100 - 63/64 | 25mm (.9842 in.) |
| 101 to 140 - 63/64 | 30mm (1.181 in.) |
| 141 to 300 - 63/64 | 40mm (1.575 in.) |
| 301 to 400 - 63/64 | 50mm (1.968 in.) |
| 401 to 500 | 61mm (2.400 in.) |

Source: ARPM IP-22, 2007
Engineering Standard "Envelope Narrow V-Belts and Sheaves"

Many ContiTech branded V-belts are produced to meet these standards under the Matchmaker® Matching System. Multiple V-belts will still have different lengths under this system; however, the elongation of the polyester reinforced V-belts will allow the belt lengths to normalize once the belts are tensioned. The Matchmaker® System only applies to V-belts with polyester cord; V-belts with aramid cord do not fall into this program. Sets of multiple aramid reinforced V-belts have to be specially ordered to ensure they are within an acceptable length range to each other or they can be ordered as one banded HY-T® Torque Team Plus® belt.

As an example, a 5V710 belt has a Matchmaker® matching limit of 0.30 inches. This means a 5V710 that measures 71.150 inches is considered matched to one that measures 70.850 inches because the difference in belt length between the two is 71.150 inches - 70.850 inches = 0.30 inches, which is within the 0.30 inches matching limit that is called out for in the Matchmaker® System.

Matchmaker® Belts

| Inventory | Classical Lengths (in.) | | Wedge Lengths (in.) | |
|--|-------------------------|------|---------------------|------|
| | | | | |
| Wedge TLP™ (3VT, 5VT, 8VT) | 0-60 | 0.15 | 0-63 | 0.15 |
| HY-T® Wedge (3VX, 3V, 5VX, 5V & 8V) | 61-144 | 0.30 | 64-150 | 0.30 |
| HY-T® Plus (A, B, C & D) | 145-240 | 0.45 | 151-250 | 0.45 |
| Torque-Flex® (AX, BX & CX) | 241-360 | 0.60 | 251-375 | 0.60 |
| HY-T® Torque Team® (HY-T & HY-T Wedge) | 361-480 | 0.75 | 376 & longer | 0.75 |
| Torque Team® Laminated | 481 & longer | 0.90 | | |

Meets ARPM Engineering Standards IP-22 for Narrow V-Belts, 2007

As a final note, the best way to optimize the Matchmaker® program is to utilize the "first in-first out" method of inventory control. Every V-belt manufacturer that produces polyester-corded belts bases their matching principles on the assumption that their inventory is constantly turning over. This is because an inherent property of polyester is that it will shrink over time. Thus, a belt built two years ago will not measure the same as it did when it was originally produced. How much and how fast the polyester shrinks is largely dependent on the environmental conditions that the belt is exposed to during storage. As it is difficult to easily monitor the environment of certain storage spaces, it becomes apparent why it is important to make certain that the oldest inventory is the first to be used. With these procedures in place, the Matchmaker® System will continue to serve your multiple-belt drive needs.

Oil and Chemical Resistance of Power Transmission Belts

In general, the presence of oil or chemicals in contact with any belt drive system can materially affect the life span and operational characteristics of the system. The concentration of the chemical or oil involved, length and type of exposure, choice of belt type used and environmental conditions, such as heat and humidity, all contribute to the rate and degree of effect on the performance and deterioration.

Two effects may be noted when belts are exposed to oil and/or chemicals. The most obvious is a swelling or increase in dimensions of the cross-section so that they no longer fit the pulley or sheave groove properly. Less apparent at casual observation, is the deterioration of the original physical properties, which includes adhesion between the belt components. If the degree of swelling and/or loss of physical properties is significant, the life of the belt will be substantially shortened.

The above effects may be brought about by a large variety of chemicals, notably oils, acids and solvents.

No one synthetic rubber is resistant to all of these. Some compounds may be excellent for one chemical, but poor for another and only adequate for still another.

Because of this, all ContiTech stock belts are constructed to be reasonably oil and chemical resistant. The nature of the compounds and/or belt construction may minimize swelling and deterioration. Occasional splattering by oils and greases does not usually adversely affect standard belts. The automotive fan belt is a typical example.

In addition, there are a great number of chemicals, such as gasoline, which swell rubber or extract ingredients from the belt's rubber compounds. These may cause embrittlement, cracking or swelling of the belt, which results in deterioration of performance.

If the drive is subjected to the accumulation of a considerable amount of oil and grease on the belt, it may preclude the use of a V-belt or a V-ribbed belt. Synchronous belts are not substantially affected by the loss of friction coefficient and may be capable of limited operation under these conditions.

As can be seen from the above, there are many variables; however, the following general guidelines might be of use in selecting a belt drive system subjected to a chemical environment.

1. Prevent the accumulation of contaminants.
2. If the belts are to be subjected to only an occasional contamination contact, a standard construction V- or synchronous belt can be used.
3. If the belts are expected to give long, trouble-free operation on an industrial drive and they are in contact with oil or exposed to an atmosphere laden with chemicals or solvents, consult the manufacturer for recommendations.

Static Conductive Belts

Under certain operating conditions, a belt drive may generate static electricity. This poses a risk with belt drives used in the presence of potentially explosive gases, liquids, powders, dusts, etc., where the possibility of static sparks must be kept to a minimum. Static discharge can also interfere with sensitive electronic circuitry, radios and controls. Belts can be manufactured with materials that facilitate a grounding path for static electricity. It is common in the industry to refer to such belts as "static conductive." It is important to note that all components of the drive must be conductive to establish a clear grounding path to dissipate any static charge.


For non-synchronous (friction drive) power transmission belting, ContiTech references International Standards Organization standard ISO-1813, which describes a test procedure and fixture where electrodes are machined to match the specific belt cross section profile. The maximum allowable resistance, measured with an applied potential of 500 volts, is calculated from the formula shown below and tabulated in the standard.

For synchronous power transmission belting, the reference document is ISO standard 9563, which describes a test procedure and fixture specific to synchronous belting, where the electrodes are machined to match the specific tooth profile of the belt. The maximum allowable resistance, measured with an applied potential of 500 volts, is calculated as follows:

$$R = \frac{6 \times 10^5 L}{w}$$

Where **R** = resistance in ohms
L = distance between electrodes
W = width of the belt

Drive conditions and service variables in combination with time in operation can result in a loss of static conductivity. It is recommended that a conductivity check be added to drive preventative maintenance programs where belt static conductivity is a requirement.



Product Accessories & Sales Aids

Drive Maintenance Materials

| Items | SAP # | Availability |
|---|----------|------------------|
| TensionRite® Belt Frequency Meter | 20287454 | Customer Service |
| TensionRite® Optical Head Replacement | 20545642 | Customer Service |
| Laser Alignment Tool | 20245089 | Customer Service |
| Laser Alignment Tool Replacement Magnet | 20304774 | Customer Service |
| TensionRite® Large Tension Tester (instructions included) | 20083777 | Customer Service |
| TensionRite® Small Tension Tester (instructions included) | 20044882 | Customer Service |
| Belt Drive Stickers / 10 per pack | 20781859 | GBS |

General Sales Materials

| Items | SAP # | Availability/List Price |
|---|----------|-------------------------|
| PTP Full Line Product Catalog | 20781857 | www.contitech.us or GBS |
| Falcon Pd® Brochure | 20781836 | www.contitech.us or GBS |
| SilentSync® Brochure | 20781835 | www.contitech.us or GBS |
| Wedge TLP™ Brochure | 20781837 | www.contitech.us or GBS |
| Acculinear® Brochure | 20781839 | www.contitech.us or GBS |
| ELATECH® Polyurethane Belt Brochure | 20781840 | www.contitech.us or GBS |
| E's of Efficiency Brochure | 20781831 | www.contitech.us or GBS |
| Metric Belts Sales Flyer | 20781838 | www.contitech.us or GBS |
| Laser Alignment Tool Flyer | 20781852 | www.contitech.us or GBS |
| TensionRite® Belt Frequency Meter Flyer | 20781852 | www.contitech.us or GBS |
| Full Size TensionRite® Belt Frequency Meter User's Manual | 20781856 | www.contitech.us or GBS |
| TensionRite® Belt Frequency Meter Tensioning Tables | 20781853 | www.contitech.us or GBS |
| MaximizerPro™ Flyer | 20781849 | www.contitech.us or GBS |

Product Accessories & Sales Aids

Application

| Items | SAP # | Availability/List Price |
|--|----------|-------------------------|
| Cross-Reference Materials | | |
| Industrial Belt Wall Chart Product Reference - 11 x 17 in. | 20781847 | GBS |
| Industrial Belt Wall Chart Product Reference - poster size | 20781848 | GBS |
| Car & Light Truck Application Guide (current to 1994) | 20035740 | Customer Service |
| Car & Light Truck Application Guide (1993 and prior) | 20049146 | Customer Service |
| Medium to Heavy-Duty Truck Application Guide (current to 1990) | 20049138 | Customer Service |
| Software | | |
| MaximizerPro™ Drive Analysis Software Program | | www.contitech.us or GBS |
| MaximizerPro™ Drive Data Gathering Form | | www.contitech.us or GBS |

Training

| Items | SAP # | Availability/List Price |
|---|----------|-------------------------|
| Product Specific | | |
| Installation, Maintenance & Trouble Shooting Guide | 20781858 | www.contitech.us or GBS |
| Installation, Maintenance & Trouble Shooting Pre-Packaged Seminar Kit | | GBS |
| Drive Change SM Training Flyer | | www.contitech.us |

Miscellaneous Sales Supplies & Tools

| Items | SAP # | Availability |
|---|----------|------------------|
| SilentSync® Sprocket Demo Kit (limit 1 each per order) | 20039454 | GBS |
| Straight Edge Pulley / Sprocket Alignment Tool (limit 2 each per order) | 20039449 | Customer Service |
| "V" Profile Sheave Gauge | 20044915 | Customer Service |
| Automotive & FHP Belt Measuring Gauge | 20035727 | Customer Service |
| Small Blank Sleeves - PB616-6 | 20073740 | Customer Service |
| Large Blank Sleeves - PB617-6 | 22073741 | Customer Service |
| 3 ft. Wood Wall Racks (20 boards per box) | 20073299 | Customer Service |
| 6 in. Metal Hooks (250 hooks per box) | 20073283 | Customer Service |
| 12 in. Metal Hooks (250 hooks per box) | 20073284 | Customer Service |

Terms & Conditions

Veyance Technologies, Inc.

Quotation Provisions

Terms and conditions of sale

Veyance Technologies, Inc. and its affiliates offer a number of different terms and conditions for the purchase of materials, services and products and the sale of products depending on the location of the transaction. These may vary from time-to-time and for different product categories and locations. Please see our terms and conditions of sale at: <http://www.veyance.com/Terms.aspx>. While every effort is made to keep these up-to-date, there may be discrepancies. If you have any questions, please ask for a copy of our terms and conditions when accepting or placing orders with us.

WARNING

DO NOT USE THE PRODUCTS IN THIS GUIDE IN AIRCRAFT APPLICATIONS. THE PRODUCTS IN THIS GUIDE ARE NOT INTENDED FOR USE IN AIRCRAFT APPLICATIONS.

DO NOT USE THE PRODUCTS IN THIS GUIDE IN LIFT OR BRAKE SYSTEMS WHICH DO NOT HAVE AN INDEPENDENT SAFETY BACKUP SYSTEM. THE PRODUCTS IN THIS GUIDE ARE NOT INTENDED FOR USE IN LIFT OR BRAKE SYSTEMS WHICH DO NOT HAVE AN INDEPENDENT SAFETY BACKUP SYSTEM.

FAILURE TO FOLLOW THESE WARNINGS AND THE PROPER PROCEDURES FOR SELECTION, INSTALLATION, CARE, MAINTENANCE AND STORAGE OF BELTS MAY RESULT IN THE BELT'S FAILURE TO PERFORM PROPERLY AND MAY RESULT IN DAMAGE TO PROPERTY AND/OR SERIOUS INJURY OR DEATH.

The products in the Guide have been tested under controlled laboratory conditions to meet specific test criteria. These tests are not intended to reflect performance of the product or any other material in any specific application, but are intended to provide the user with application guidelines. The products are intended for use by knowledgeable persons having the technical skills necessary to evaluate their suitability for specific applications. ContiTech assumes no responsibility for the accuracy of this information under varied conditions found in field use. The user has responsibility for exercising care in the use of these products.

ContiTech



Contact

ContiTech
703 S. Cleveland Massillon Road
Fairlawn, OH 44333-3023 U.S.A.
1-800-235-4632

Canada

1-888-275-4397
FAX 1-888-464-4397

Mexico

1-800-439-7373
FAX 1-800-062-0918

Germany

+49 (0)511 938 02
mailservice@contitech.de

www.contitech.us

ContiTech. Engineering Next Level

As a division of the Continental Group, ContiTech is a recognized innovation and technology leader in natural rubber and plastics. As an industry partner with a firm future ahead of us, we engineer solutions both with and for our customers around the world. Our solutions are specially tailored to meet the needs of the market. With extensive expertise in materials and processes, we are able to develop cutting-edge technologies while ensuring we make responsible use of resources. We are quick to respond to important technological trends, such as function integration, lightweight engineering and the reduction of complexity, and offer a range of relevant products and services. That way, when you need us, you'll find we're already there.



GOODYEAR
RUBBER PRODUCTS, INC.

 **727-342-5088**

You can also email us at
GRP@goodyearrubberproducts.com

The content of this publication is not legally binding and is provided as information only. The trademarks displayed in this publication are the property of Continental AG and/or its affiliates.
Copyright © 2017 ContiTech AG. All rights reserved.

7818575/17